



**Smith System®**





***Built for Learning.***

2023 | FULL LINE CATALOG



**Learning happens in  
the spaces that  
inspire it.**





# Table of Contents

---

## 4

---

### About Smith System

- 04 Welcome
- 06 Designed to Deliver
- 08 Before You Begin

## 10

---

### What's New?

- 12 Flowform® Learn Lounge
- 14 Numbers™ Cantilever
- 16 Numbers High Range Desk & Stool

## 18

---

### Learning Spaces

- 20 Esports
- 22 Outdoor Learning
- 24 VR Labs
- 26 Informal Spaces
- 28 Makerspaces
- 30 Tech Spaces
- 32 Learning Commons
- 34 Art Classrooms

## 36

---

### Seating

- 40 Numbers
- 44 Groove®
- 48 Theorem® **DISCONTINUED**
- 52 Flavors®
- 56 Oodle®
- 60 Flowform
- 64 Flowform Learn Lounge

## 68

---

### Desks & Tables

- 72 Numbers Student Desks & Tables
- 78 Flowform Tables
- 82 Flowform Learn Lounge Tables
- 86 Interchange® Student Desks
- 90 Interchange Activity Tables
- 94 Interchange Science Tables
- 96 Interchange Multimedia Tables
- 98 Elemental Student Desks
- 102 Elemental Tables
- 108 Silhouette® Student Desks
- 112 Silhouette Sit+Stand
- 116 Planner® Student Desks
- 120 Planner Tables
- 126 Planner Accessories
- 128 Planner Science Tables
- 130 Planner Studio Tables
- 136 Planner Studio Science Tables
- 138 Planner Studio Mobile Whiteboard
- 140 Café Meeting Tables

## 148

---

### Outdoor

- 148 Flowform Outdoor Seating
- 153 Flowform Outdoor Tables

## 156

---

### Teacher Desks

- 156 Cascade Teacher Desks
- 164 Motum® Teacher Desks
- 166 Motum Mobile Lectern

## 168

---

### Storage

- 170 Flowform Storage
- 172 Cascade Storage
- 178 Cascade Cases
- 182 Cascade Cabinets
- 186 Cascade Towers
- 190 Cascade Maker Table
- 192 Cascade Whiteboard
- 193 Cascade Spiral Noteboard
- 194 Cascade Configurations
- 195 Cascade Pegboard End Panels
- 196 Cascade Cubbies

## 198

---

### Storage Continued

- 198 Cascade Presentation
- 200 Cascade Teacher Wardrobe
- 201 Tote Trays

## 202

---

### Carts

- 202 Library Cart
- 203 Everything Cart
- 204 Booktruck

## 207

---

### Power Options

## 208

---

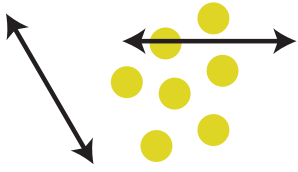
### Terms & Conditions



**THE SMITH BLOG**  
[www.smithsystem.com/smithfiles](http://www.smithsystem.com/smithfiles)

## Smith System®

The following, in word, stylized and design forms, are trademarks of Smith System Manufacturing Company: Cascade, Elemental, Flavors, Flowform, Planner, Motum, Numbers, Groove, Interchange, Oodle, Silhouette, Theorem, Smith System, and the Smith System "Swirl" Logo. Trespa and TopLab, TopLab Plus are trademarks of Trespa International B.V.



# Welcome to Smith System.


---

We design and build furniture exclusively for learning environments. Every piece is optimized to account for how students work, learn, think and fidget across every age and stage. From the beginning, we work alongside you to create the best spaces imaginable for teaching and learning — school by school, classroom by classroom.



[view list prices](#)





# Experience our learning environments in our virtual classroom.

[smithsystem.com/virtual-school](http://smithsystem.com/virtual-school)



walk through



# Designed to Deliver







## Design + Innovation

---

We're at our best when we're collaborating with schools, design firms, architects and furniture dealers across the country. Doing that work every day — talking curriculum and taking notes on how students learn — is the only way we know. We have a history of working with external product design teams who are experts in their fields to bring our concepts and insights to life.

## Performance

---

We often describe the way we work as 'on-time' because there's no other way to describe how we work. Frankly, we believe there is no other way to work. Our business is highly seasonal, and when classes start up, we make sure our furniture is ready to go. It's taken a lot of learning and diligence to get to where we are today. Our customers keep returning, happily, to remind us that 'on-time' is the only way to be.

## Quality + Value

---

The demand on schools to provide creative and inspiring learning environments for today's students is high. We help schools and districts meet that demand with furniture that is built for making, exploring, studying and collaborating. We make furniture that is built for learning. This simple credo drives the way we design, manufacture, assemble and deliver our products, so that our customers can get high-quality furniture at a price every district can afford.

# Built for Learning

## Before you begin

Learning is not a one-size-fits-all thing. The same goes for the furniture that supports it. We've seen how the right tools can help spark inspiration for teachers and students. Because of this, we've never strayed from our focus.

We don't make educational furniture as part of what we do. It's the only thing we do.

## Find insights and inspiration

We've carefully assembled an online library of information to help you hone your knowledge and stimulate your imagination. It's the natural result when we have really passionate people with over a century of experience to share.

**Guides** Modern classrooms, commons and makerspaces

**BIM Files** Revit, 2D/3D DWGs; we're also up on 20/20 and Project Matrix

**Videos** Graduated movement, STEM environments and Cascade storage

**Blog** Current education trends, best practices and customer case studies

**Social Media** Photo updates and news on Facebook, Pinterest, Instagram, LinkedIn and Twitter



**Chat** You've got questions and guess what? We have answers. Our online chatters are standing by to quickly answer what's on your mind and steer you in the right direction. Call us at 800.328.1061 or use our online chat for immediate answers.

Visit our website



Smith System®

# What we offer educators.

---



## Innovative Design

Beautiful furniture designed to create comfortable, healthy and engaging learning environments.



## Exceptional Customer Care

An attentive sales force, available Monday - Friday 7:30 am - 5:00 pm CST, for support and the best customer service in the industry.



## Durable

Seating, desks, tables and storage units that stand up to decades of wear and tear from students (and their backpacks).



## On-Time Shipping

Orders made fresh to your specs and shipped without delay – even during peak season.



## Customization

An impressive palette of color options for laminate tops, edges, paint and chair shells. Boost school spirit, stay subdued or go bold.



## Modern Thinking

Product lines that connect students to modern curricula and current research on how kids learn best.



## Value

A wise investment in quality furniture that has become the brand of choice for many of the largest school districts in the U.S. and abroad.



## Environmental Health

Our entire indoor product portfolio is 100% certified to meet indoor air-quality standards for children and schools through UL GREENGUARD with the exception of butcher block.



## Great Warranty

We offer a limited lifetime warranty. Find out more at [www.smithsystem.com/about-us/warranty](http://www.smithsystem.com/about-us/warranty).

That's what our customers love most.



# New for 2023

---

## *What's your new favorite?*

Education is always evolving and so are we. We're excited to share the next generation of Smith System products that will transform your classrooms and learning spaces.




FOCUS BELIEVE  
COMMITMENT INNOVATE  
CHALLENGE

New for 2023

## Flowform® Learn Lounge

Flowform Learn Lounge offers a corrective solution through intelligent design. It provides casual, collaborative furniture pieces that work in unison to ergonomically support students – and promote better, healthier learning in common spaces.





New for 2023

## Numbers™ Cantilever Chair

Numbers Cantilever Chair is a winning answer for creating inspirational classrooms around the world. The chair delivers impressive benefits that add up for students and schools – great value, quality and comfort in a compact, sleek design that appeals to a range of ages. To optimize learning, the chair shell features 360-degree seating which allows kids to find their favorite sit. This chair also allows for flex through the robust frame design.







February

- ✓ Mortgage
- Cell Phone
- Cable
- Car
- Trash
- Truck
- Loan
- Auto Insurance

New for 2023

## Numbers™ High Range Desk & Stool

Numbers Desk and Stool were created to address a conceptual need that emerged from early design charrettes: a value driven affordable K-12 desk and stool meeting specifications all over the world, providing unparalleled performance and visual subtlety. High Range desks paired with stools allow classrooms to be tiered providing dynamic seating that helps limit distractions.







# Learning Spaces:

Trends we see in education.

---

Our singular focus on furniture allows us to stay on top of emerging trends for new and unique spaces. As curriculum and technology evolve, we quickly adapt with furniture that fills real needs and meets the demands of modern learning. From esports studios to outdoor environments, one thing remains true: creativity and flexibility are at the forefront of design.

---

## Esports

Video games have grown up out of the basement. Today, the esports industry is pacing a new generation of inspired students and is creating more opportunities to students at all levels.

---

## Outdoor Learning

Natural learning environments have proven to engage kids and spur creativity unlike any other. Connecting learning to the landscapes around us can be beneficial to everyone.

---

## VR Labs

Virtual reality remains at the cutting edge of learning and educational opportunities. A dedicated VR space can quickly transport students to far away worlds and unique learning experiences.

---

## Informal Spaces

Hallways are no longer just for walking. Those overlooked school spaces could provide the perfect setting for personal study, small group collaboration or even larger group meetings.

---

## Makerspaces

Some call it this. Some call it STEM or STEAM. Either way, it's an incubator for problem solving, creativity and collaboration. It must remain a highly versatile hotbed of engaging zoned spaces, materials and tools.

---

## Tech Spaces

In today's computer labs, students need spaces to work both individually and collaboratively. The furniture selected needs to adapt to both situations.

---

## Learning Commons

A successful learning commons is a subtly energizing environment where students can engage in a diverse array of learning activities. It's a place where kids migrate to between class and after school – it's a place where kids want to be.

---

## Art Classrooms

The design and science of art furniture. When it comes to art classroom furniture, a couple of key characteristics are common to both. As expected, strength and durability come first. But today, the need to connect computers to power and wifi is gaining importance in art studios.



## **Esports:** Merging Passion with Learning

The meteoric rise in high school esports shows it's much more than child's play. Esports has blossomed into a hot topic of conversation for its legitimate learning, spanning from K-12 to higher ed.



# Gladly We Game





## Outdoor Learning: The Counter to Nature-Deficit Disorder

---

Miles of blue sky and green trees? Not necessarily. Studies show it doesn't take much nature to combat nature-deficit disorder in students. A small patch of grass might be all that's needed to experience the restorative power of "Vitamin N." Teachers can now transport the sphere of rigorous learning from the confines of their classrooms to the school grounds — and beyond.










## **VR Labs:** Creating New Realities for Real-World Applications

---

Imagine a student so viscerally immersed in learning that it's dizzying. That's the power of using virtual reality in the classroom, and it's capturing the attention of K-12 educators.

In the past few years, more schools have begun using immersive technology to bring classroom curricula to life. From one classroom, any student can be transported to the Pyramids of Giza or to holding a virtual human heart. There's great potential for these simulated experiences to transform the delivery of educational content, improve learning outcomes and democratize learning itself.







## **Informal Spaces:** Breathing Life Into Overlooked Areas

---

A generation ago, school hallways were loud, cavernous corridors for corralling students. Today, those hallways have become valuable informal learning spots, reinforcing that learning can happen everywhere — even in the most unlikely places.

They have a lot of monikers, like in-between or pass-through areas, informal work zones, open learning spaces (outside too), lounges, niches, nooks and nests — you name it. But the purpose of informal learning spaces is similar. They are non-discipline-specific spots for self-directed student learning, working and socializing.





## Makerspaces: Cool Labs for Hands-On Creating

Every student has maker potential. An educator's role is to manifest the maker mindset. That requires creating irresistible school makerspaces — incubators that get students excited to collaborate, think, tinker, design and build tangible products that solve real-world problems.

Failure is expected, and welcomed. However, it takes creative thinking to make these DIY spaces. The best ones are a buzzy blend of science lab, woodshop, computer lab and art room that support project-based learning pedagogy.







## Tech Spaces: Delineate Collaborative and Individual Learning Zones

---

Students are more tech-savvy than ever. Technology is practically in their DNA. Likewise, tech labs and computer labs must be ready to accommodate everything from beginning coding to high-level robotic competitions. We make the lab furniture to handle that spectrum.









## Learning Commons: Transforming Open Space

---

Successful learning commons are a subtly energizing environment where students can engage in a diverse array of learning activities. It's a place where kids migrate to between class and after school – it's a place where kids want to be. Individual study and research, group research and exchanges of ideas and information – all of these diverse actions can take place simultaneously in the learning commons.



# WELFARE CENTER






## Art Classrooms: The Design and Science of Art Furniture

When it comes to art classroom furniture, a couple of key characteristics are common to both. As expected, strength and durability come first. But today, the need to connect computers to power and wifi is gaining importance in art studios. Not surprisingly, learning environments for these spaces are enhanced with exposure to the outdoors.







# Seating

---

Seating is as unique as a fingerprint. Students sit in thousands of different positions — upright, slouched, twisted and tilted. They stretch out their legs, sit on them, cross them and bounce them. They will balance on their chair or teeter on the back, tempting gravity — and common sense.

***Built for Learning.***





# Seating

Learning has evolved. Seating has adapted.

Like all of our furniture, our seating concepts were developed for PreK-12 students. From their very specific size ranges to their innovative contours — these seating options are ready for learning in any environment or situation.



## Numbers™

An exceptional K-12 furniture solution that meets global requirements. Numbers offers a value driven, affordable chair, providing unparalleled performance and visual subtlety.


*See page 40*



## Groove®

Immediately supportive and comfortable. Students can feel great and get to work with less settle time. The ergonomic seatpan and subtle shell contours support movement in a working posture at a desk and sideways sitting.

*See page 44*



## Oodle®

A revolutionary active seating line that puts the fun in classroom functionality. Featuring a unique movement disc base that allows for 10 degrees of movement.

*See page 56*



## Flowform®

Our Flowform line features deliberate organic shapes with soft radii and rounded edging. They work individually or loosely slide together, giving students endless options to make micro-adjustments.

*See page 60*





## Flavors®

Offers increased movement and four seating positions. Its seatback flexes front to back and torsionally, allowing students to shift and move without chair resistance.

See page 52



## Flowform® Learn Lounge

We designed the upholstered seating with the same ergonomic dimensions – seat depth, and the seat pan’s angle to the vertical back – of an ergonomically designed student chair.

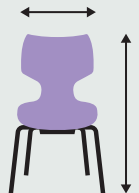
See page 64

# Which ergonomics matter most?

Here are some ways administrators can get the most ergonomic bang for their buck.


## Right Fit/Adjustable.

- Both seating and desks need to be properly scaled to fit the size of the individual student.
- We offer a wide range of heights in seating — typically four or five per product line. Our desking lines are adjustable in height as well.



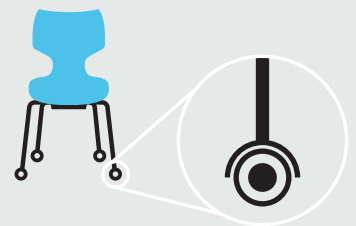
## Right Size.

- Properly sized classroom seating supports healthy posture and decreases fidgeting.
- Students should be able to sit with their feet firmly planted on the floor and their backs against their chairs.



## Function.

- 21st century learning often requires seating to be moved throughout the day, so chairs must be light enough, or fitted with casters, to allow students of all ages to move them quickly and easily.



## Seating that Doesn't Fight the Student.

- A chair that allows some movement on the part of the student can promote learning. But how much movement?
- Consider our Graduated Movement Concept, an idea educators can use to tailor the ergonomics of the classroom furniture to support the curriculum. Though subtle differences in design, our Groove, Flavors and Numbers lines allow moderate movement while Oodle, Flavors & Groove Noodle, and Theorem permit the utmost movement.



SIZE GUIDE

**Numbers™** Seating

Calculated for success.



## Calculated for universal appeal.

Numbers chair provides a value-driven, high-quality solution for K–12 classrooms around the world. That freed us to design the chair's front entirely separate from its back, with variable thickness and a fully integrated frame. And, it's our first product line to meet international BIFMA EN and GB requirements for size, safety conformance and durability.

## 1-2-3 global markets.

We designed Numbers with a winning formula that meets classroom furniture standards of three major world markets—EMEA (Europe, the Middle East and Africa), Asia-Pacific and the Americas.

## Comfortable blow-molded shell.

Blow-molding let us add shell volume, then nestle the frame in the seatpan. A molded undershell provides added strength, especially for sitters who favor leaning back. The integrated aesthetic is easier to clean, too. With no vent holes on the top of the seat pan, you don't have to worry about any soiling or mold formation inside the chair shell.

### Shell Color Options:



### Shell Color Options with Additional Lead Time:



### Frame Color Options:



### Glide Options:

Nylon base glides are standard.

### Felt glide option:

Add 'F' to follow Model No.

Model	Description		D"	W"	H"
22845	Numbers 10" Stack Chair	(Size 1)	16.5	15	10
22846	Numbers 12" Stack Chair	(Size 2)	16.5	15	12
22847	Numbers 14" Stack Chair	(Size 3)	16.5	15	14
22839	Numbers 15" Stack Chair	(Size 4)	18.5	17	15
22848	Numbers 16" Stack Chair	(Size 5)	18.5	17	16
22849	Numbers 18" Stack Chair	(Size 6)	21.5	19	18
22860	Numbers 14" Mobile Chair	(Size 3)	17	16	14
22850	Numbers 15" Mobile Chair	(Size 4)	19.5	18	15
22854	Numbers 16" Mobile Chair	(Size 5)	19.5	18	16
22855	Numbers 18" Mobile Chair	(Size 6)	21.5	20	18
22876	Numbers 12" Cantilever Chair	(Size 2)	16	16	12
22877	Numbers 14" Cantilever Chair	(Size 3)	16.5	15	14
22875	Numbers 15" Cantilever Chair	(Size 4)	18.8	17.3	15
22878	Numbers 16" Cantilever Chair	(Size 5)	18.8	17.3	16.6
22879	Numbers 18" Cantilever Chair	(Size 6)	20.8	19.3	18
22888	Numbers 22" Fixed Height Stool	(Size 6)	21.5	20.6	22
22889	Numbers 24" Fixed Height Stool	(Size 6)	21.5	20.6	24
22890	Numbers 28" Fixed Height Stool	(Size 6)	21.5	20.6	28
22891	Numbers 30" Fixed Height Stool	(Size 6)	21.5	20.6	30

## Numbers Stack Chair



Model 22849

## Numbers Mobile Chair



Model 22855

## Numbers Cantilever Chair



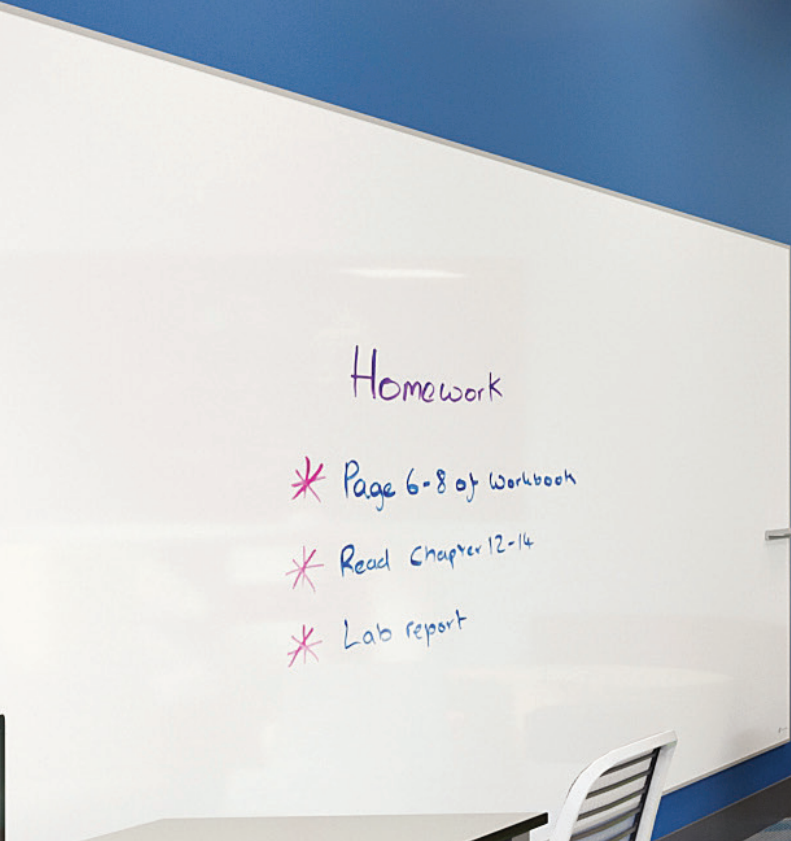
Model 22877

## Numbers Fixed Height Stool



Model 22889

Numbers Desk line featured on page 72.

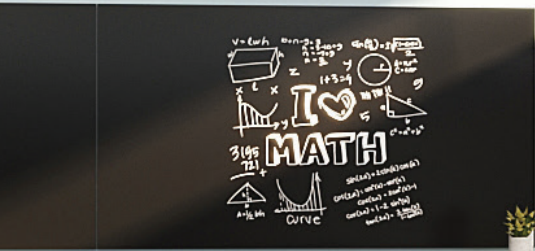


Cascade®  
Teachers  
Desk



Numbers  
Trapezoid  
Table





Planner®  
Mobile  
Whiteboard

Numbers  
Petal Desk

Numbers  
Stack Chair

Groove® Seating

Get into the groove.



## Flex you can feel.

Groove is designed with a “flex” seat surface. The gentle contour and slightly higher upper-back shell spread the student’s weight over a larger surface area. The slim waist design and strong lumbar support allow kids to turnaround easily and maintain good posture.

## Streamlined aesthetic.

High-tech injection molding not only keeps the seatback strong and flexible, but it eliminates the exposed structural “ribs” on the back of the chair’s shell. We also used a smaller tube diameter for the frame. Groove doesn’t look like an institutional classroom chair. It’s sleek and calm, yet familiar. It’s a crossover chair that quietly blends in anywhere: classrooms, cafeterias, flex studios, makerspaces and more.

## Three-position ergonomics.

Kids are creative sitters! The ergonomic seatpan and subtle shell contours support movement in a working posture at a desk and sideways sitting. A gentle flex at the top of the shell opens the contours up for a reclining position. Groove also features a generous waterfall seat front to support circulation to students’ legs and feet.

## Modern manufacturing.

New for Groove, we used a more modern injection molding technique for the polypropylene shell. This means the plastic is left thicker for more strength in high-stress spots, and thinner for less-stress areas. The result means more flex and less chair weight without sacrificing strength.

Model	Description		D"	W"	H"	WT.
33847	Groove Stack Chair	B shell – 14”h	18.5	17.5	14	9
33848	Groove Stack Chair	B shell – 16”h	18.5	17.5	16	9
33849	Groove Stack Chair	A shell – 18”h	20.5	19.5	18	10
33860	Groove Mobile Stack Chair	B shell – 14”h	19	18	14	9
33854	Groove Mobile Stack Chair	B shell – 16”h	19.5	18.5	16	9
33855	Groove Mobile Stack Chair	A shell – 18”h	22	20	18	12
33853	Groove Noodle Chair	B shell – 14”h	17	17.5	13.4	14
33852	Groove Noodle Chair	B shell – 16”h	18	17.5	15.4	14
33851	Groove Noodle Chair	A shell – 18”h	20	19	18	15
33889	Groove Fixed Stool	A shell – 24”h	18.5	19	24	12
33891	Groove Fixed Stool	A shell – 30”h	18.5	19	30	13
33840	Groove Adjustable Chair	A shell – w/casters	25	25	16-21	26
33841	Groove Adjustable Chair	A shell – w/glides	25	25	16-21	26
33842	Groove Adjustable Stool	A shell – w/casters	28	28	22-32	34
33843	Groove Adjustable Stool	A shell – w/glides	28	28	22-32	34
33877	Groove Cantilever Chair	B shell – 14”h	18	19	14	11.5
33878	Groove Cantilever Chair	B shell – 16”h	18	19	16	11.5
33879	Groove Cantilever Chair	A shell – 18”h	18.5	19	18	12
33749	Groove Backless Stool	18”h	17	19	18	9
33789	Groove Backless Stool	24”h	19	20.5	24.5	14.5
33791	Groove Backless Stool	30”h	21	21	30.5	15.5

### Glide Options:

Nylon base glides are standard.

### Steel glide option:

Add ‘S’ to follow Model No.

### Felt glide option:

Add ‘F’ to follow Model No.

### Shell Color Options:



### Shell Color Options with Additional Lead Time:



### Soft Seating Vinyl Options (for Backless Stool only):



### Frame Color Options:



# Groove® Seating

**Groove Stack Chair**



*Model 33849*

**Groove Mobile Stack Chair**



*Model 33855*

**Groove Noodle Chair**



*Model 33851*

Patented Movement - Seatpan Tilts  
Side to Side and Front to Back

**Groove Cantilever Chair**



*Model 33879*

**Groove 24" and 30" Fixed Height Stools**



*Model 33891*

**Groove Adjustable Height Stool**



*Model 33842*

**Groove 18" Backless Stool**



*Model 33749*

**Groove 24" and 30" Backless Stools**



*Model 33791*

**Groove Adjustable Chair**



*Model 33841*



*Cascade®  
Teacher  
Desk*

*Interchange®  
Diamond  
Desk*

*Groove  
Stack Chair*



DISCONTINUED

**Theorem**<sup>®</sup> Seating

A next-level chair for  
students thinking about  
their next level of education.



# DISCONTINUED

## Grown-up thinking.

Older teens straddle high school and young adulthood. Though still “kids,” they don’t want anything childish, including classroom furniture. Smith System offers an answer with Theorem, a seating line for young adult learners.

## One for all.

Theorem serves high schoolers across the entire spectrum of body sizes and types. Theorem is ergonomically designed to give a smaller person the right amount of shell movement and give a larger person adequate support. Chair frames give strong support for the seat, but can also withstand some heavy handling.

## Positioned for success.

Theorem’s two major seating positions — vertical and slight recline — are perfect to support high school learning. The chair’s seat is contoured 5.5 degrees, which is deeper than your typical stacking chair. This helps position the sitter’s weight back into the seat for a more supported upright sit. It also makes the angle between the top back and seat more shallow (about 90 degrees), so the sitter’s upper back is balanced over the lower spine; the lumbar region always stays in contact with the chair.

## Nothing but nylon.

Rare in the PreK-12 market, Theorem offers unmatched strength with a nylon shell. So even though Theorem’s one-piece shell is only 4 millimeters thick, it doesn’t need back ribbing or heavy hardware to be durable. That minimal depth also keeps the shell flexible and gives the chair a sleek profile and rearview, with clean, thin edges. This makes Theorem unlike anything currently on the PreK-12 market.

Model	Description	D"	W"	H"	WT.
44820	Theorem Rod Frame Chair	20	21	18	16
44820U	Theorem Rod Frame Chair w/ Seat Pad	20	21	19.5	18.5
44920	Theorem Wire Rod Frame Chair Dolly	24.75	39	36	49
44891	Theorem Rod Frame Stool	23	22	30	25
44891U	Theorem Rod Frame Stool w/ Seat Pad	23	22	31.5	27.5
44849	Theorem Stack Chair	20.5	19.5	18	15
44849U	Theorem Stack Chair w/ Seat Pad	20.5	19.5	19.5	17.5
44855	Theorem Mobile Stack Chair	22	20	18	16
44855U	Theorem Mobile Stack Chair w/ Seat Pad	22	20	19.5	18.5
44819	Theorem Stack Chair w/ Arms	21	24	18	16
44819U	Theorem Stack Chair w/ Arms and Seat Pad	21	24	19.5	18.5
44815	Theorem Mobile Stack Chair w/ Arms	20.5	19.5	18	17
44815U	Theorem Mobile Stack Chair w/ Arms and Seat Pad	22	24	19.5	19.5
44840	Theorem Adjustable Height Chair w/casters	25	25	16-21	27
44840U	Theorem Adjustable Height Chair w/casters & Seat Pad	25	25	17.5-22.5	29.5
44841	Theorem Adjustable Height Chair w/glides	25	25	16-21	27
44841U	Theorem Adjustable Height Chair w/glides & Seat Pad	25	25	17.5-22.5	29.5
44842	Theorem Adjustable Height Stool w/casters	28	28	22-32	35
44842U	Theorem Adjustable Height Stool w/casters & Seat Pad	28	28	23.5-33.5	37.5
44843	Theorem Adjustable Height Stool w/glides	28	28	22-32	35
44843U	Theorem Adjustable Height Stool w/glides & Seat Pad	28	28	23.5-33.5	37.5
44879	Theorem Cantilever Chair	18.5	19	18	14
44879U	Theorem Cantilever Chair w/ Seat Pad	18.5	19	19.5	16.5

**Glide Options:**  
Nylon base glides are standard.

**Felt glide option:** Add 'F' to follow Model No.

**Shell Color Options:**



**Shell Color Options with Additional Lead Time:**



**Frame Color:**



**Rod Frame Color:**



### Theorem Wire Rod Frame Chair Dolly



**Model 44920**

Chairs without upholstered seats stack 20 high.

# DISCONTINUED

## Theorem® Seating

**Theorem Wire Rod  
Frame Chair**



*Model 44820*

**Theorem Wire Rod  
Frame Stool**



*Model 44891*

**Theorem Adjustable  
Height Stool**



*Model 44842*

**Theorem Stack  
Chair**



*Model 44849U*  
with Seat Pad

**Theorem Mobile  
Stack Chair**



*Model 44855*

**Theorem Adjustable  
Height Chair**



*Model 44841*

**Theorem Stack  
Chair with Arms**



*Model 44819*

**Theorem Mobile Stack  
Chair with Arms**



*Model 44815*

**Theorem Cantilever  
Chair**



*Model 44879*

*Planner®  
Studio Mobile  
Whiteboard*

*Silhouette®  
Sit+Stand  
Desk*

A four-position chair  
perfect for project  
learning situations.



## Freedom of movement.

Flavors seating eliminates as many restrictions to student movement as possible. A relatively flat seatpan with a waterfall front allows the student to comfortably face front, back and either side.

## Less restricting to the shoulders and spine.

To further enable the student to work with students on either side, the seatback provides torsional flex — allowing the student to gently twist to face left or right.

## Move, breathe and concentrate.

A subtle front-to-back flex allows the student to move and adjust their posture, which promotes better concentration.

## For classrooms that move and students of all sizes.

Flavors seating is light enough for most students to move in the classroom without a problem. Achieve additional mobility with casters on the Adjustable Chair, Adjustable Stools and Mobile Stacking Chair. Stacking models come in six sizes, so you can pair the appropriately sized chair with the student.

## Built for the demands of a school environment.

The durable, high-density polypropylene shell stands up to the challenges of a real-world classroom. Made of 18-gauge welded steel, the frame is protected with chrome plating or a rugged powder coat finish. For added comfort, the shell rests directly on the frame (not on the rivets).

Model	Description		D"	W"	H"	WT.
11844	Flavors Stack Chair	C shell – 8"h	13.5	15.0	8	5
11845	Flavors Stack Chair	C shell – 10"h	13.5	15.0	10	7
11846	Flavors Stack Chair	C shell – 12"h	14.5	15.0	12	7
11847	Flavors Stack Chair	B shell – 14"h	17.0	17.5	14	9
11848	Flavors Stack Chair	B shell – 16"h	18.0	17.5	16	9
11849	Flavors Stack Chair	A shell – 18"h	20.5	19.5	18	10
11860	Flavors Mobile Stack Chair	B shell – 14"h	18.5	18	14	11
11854	Flavors Mobile Stack Chair	B shell – 16"h	19.5	18	16	11
11855	Flavors Mobile Stack Chair	A shell – 18"h	22	20	18	12
11877	Flavors Cantilever Chair	B shell – 14"h	18	19	14	11
11878	Flavors Cantilever Chair	B shell – 16"h	18	19	16	11
11879	Flavors Cantilever Chair	A shell – 18"h	21	19	18	12
11853	Flavors Noodle Chair	B shell – 14"h	17	17.5	14	14
11852	Flavors Noodle Chair	B shell – 16"h	18	18	16	14
11851	Flavors Noodle Chair	A shell – 18"h	20.5	19.5	18	15
11889	Flavors Fixed Height Stool	A shell – 24"h	18.5	19	24	12
11890	Flavors Fixed Height Stool	A shell – 28"h	18.5	19	28	13
11840	Flavors Adjustable Chair	A shell - w/casters	25	25	16-21	26
11841	Flavors Adjustable Chair	A shell - w/glides	25	25	16-21	26
11830	Flavors Adjustable Chair	B shell - w/casters	22	22	14-16	26
11831	Flavors Adjustable Chair	B shell - w/glides	22	22	14-16	26
11842	Flavors Adjustable Stool	A shell - w/casters	28	28	22-32	34
11843	Flavors Adjustable Stool	A shell - w/glides	28	28	22-32	34

### Glide Options:

Nylon base glides are standard.

**Steel glide option:** Add 'S' to follow Model No.

**Felt glide option:** Add 'F' to follow Model No.

### Shell Color Options:



### Shell Color Options with Additional Lead Time:



### Frame Color Options:



# Flavors® Seating

## Flavors Stack Chair



Model 11849

## Flavors Mobile Stack Chair



Model 11855

## Flavors Noodle Chair



Model 11852

Patented Movement - Seatpan Tilts Side to Side and Front to Back

## Flavors Cantilever Chair



Model 11879

## Flavors 24" Fixed Height Stool



Model 11889

## Flavors 28" Fixed Height Stool



Model 11890

## Flavors Adjustable Stool



Model 11842

## Flavors Adjustable Chair



Model 11830

## Glide Guide Tip

**Nylon Glides** is best used on carpet, carpet squares and properly treated VCT flooring.



**Felt Glides** is recommended for hard surfaces such as VCT tile, LVT tile, concrete and hardwood floors.



**Steel Glides** would be best on carpet.





Booktruck,  
Three  
Sloping Shelf

Cascade®  
Mini-Case  
with Lectern  
Top

Cascade  
Teacher Desk –  
Double Pedestal,  
Double Bullet

Silhouette®  
Student  
Desk

Flavors  
Mobile  
Stack  
Chair





# A new revelation for classroom functionality.



# Stack



# Mix




# Move



## Oodles of possibilities.

Often our pursuit of designs that inspire the minds of students takes us to places we never would have imagined even five or 10 years ago. One such result is here. Oodle is an active seating line that is as fun to explore as it is to say.



## Switch it up.

Keep your space fresh by switching things up in a flash. You're never stuck with one height or one color. And the unique rocker base system maximizes versatility. Sit flat, or sit with movement, on the very same stool.

Model	Description	D"	H"	WT.
OODLE31	Stack of Three with One Movement Disc	17 dia.	6.5 – 19.5"	19.5
OODLE33	Stack of Three with Three Movement Discs	17 dia.	6.5 – 19.5"	25.5
OODLEBASECGR	Movement Disc Only*	17 dia.	1"	3
OODLEFELT	Adhesive Felt Pad for Hard Floor Surfaces**			

\*Movement Disc available in Charcoal only.  
\*\*Specify felt for use on hard surface flooring.

## Moving up.

The colorful 6.5-inch sections stack and twist to engage a unique stool-to-stool locking system. Educators can easily assist students to make the stool taller or shorter.

### Color Options:



### Color Option with Additional Lead Time:



## Holding up.

Oodle's 17-inch diameter is perfect for all ages and sizes of student. Sturdy polypropylene material holds up to all elements.



*Cascade®  
Spiral  
Noteboard*

*Elemental®  
Engage  
Trapezoid  
Table*

*Elemental  
6-Star  
Table*



*Elemental  
5-Star  
Table*

*Flavors®  
Stack  
Chair*



**Flowform**<sup>®</sup> Seating

Something soft from  
Smith System.





## Design forward.

Soft to the touch, Flowform seating adds a new level of comfort and flexibility to more spaces. Built for collaborative groups of all sizes or solo study, the Flowform line adds a softer feel without sacrificing durability or maneuverability.

## Soften your space.

Flowform seating has a soft touch and ample cushion for lasting comfort in multiple positions. Underneath it all sits a reinforced frame for long-lasting strength.

## Create and collaborate.

Easily rearrange Flowform seating in limitless configurations for collaboration of all shapes and sizes.

## Built to last.

The highly durable, highly washable vinyl fabric suits classrooms of all ages and easily wipes down at the end of the day.

Model	Description	D"	W"	H"	WT.
55000	Flowform Soft Rocker	26.25	20.5	25.5	18
55001	Flowform Ottoman	26 dia.		15	19
55007	Flowform Tapered Cylinder Stool	19 dia.		18	17
55008	Floeform Square Ottoman	19	19	18	21
55009	Flowform Hexagon Ottoman	20.5	23	18	19
55002	Flowform Bean Bench – Small	20.5	41	18	40
55003	Flowform Bean Bench – Large	24.5	58	18	60
55004	Flowform Straight Bench	19	59	18	60
55005	Flowform Curved Bench Divider	19	59	26	66
55006	Flowform Straight Bench Divider	13	44.5	26	58

### Standard Vinyl Color Options:



### Vinyl Color Options with Lead Time:



# Flowform® Seating

**Flowform Bean  
Bench – Small**



*Model 55002*

**Flowform Bean  
Bench – Large**



*Model 55003*

**Flowform Curved  
Bench Divider**



*Model 55005*

**Flowform Straight  
Bench**



*Model 55004*

**Flowform Straight  
Bench Divider**



*Model 55006*

**Flowform Soft Rocker**



*Model 55000*

**Flowform Ottoman**



*Model 55001*

**Flowform Tapered  
Cylinder Stool**



*Model 55007*

**Flowform  
Square & Hexagon  
Ottoman**



*Model 55008 & 55009*





Groove®  
Fixed-Height  
Stool

Planner®  
Studio  
Adjustable  
Height  
Table

Flowform  
Round  
Rectangle  
Table



Tailored for a lounge-style  
learning landscape.



## Engaged learning (not leaning) postures.

Flowform Learn Lounge helps schools curate the next generation of relaxed learning areas anywhere on campus. Intended for grades 5–12, Flowform Learn Lounge individual pieces work as a system to bring ergonomic comfort to all learning spaces and create a sense of temporary ownership.

## Collaborative combinations.

Versatility and user adaptability are hallmarks of Flowform Learn Lounge. The multi-functional pieces are easy to push into place. Students can flow between “me” and “we” spaces, creating unlimited furniture match-ups. Plus, there’s enough surface space to spread out digital devices, analog tools and personal items.

## Variety and freedom of choice.

Student wellbeing is paramount. Flowform Learn Lounge empowers students to customize spaces for academic and social learning. They can choose where and how to sit, with extra visual and acoustical privacy. Optional built-in power accessories are within reach, too, to keep devices charged and ready.



← 103° optimal back angle for ergonomic sit

Reduced distance between table and user


## Flowform Learn Lounge Seating

Model	Description	D"	W"	H"	WT.
55010	Flowform Learn Lounge Single Seat	25.25	30.75	18	30
55011	Flowform Learn Lounge Double Seat	29.25	58.5	18	79

### Optional Accessory

60174	Flowform Learn Lounge Seating Caster Pack (set of 2)
-------	--

### Standard Vinyl Color Options:



### Vinyl Color Options with Lead Time:



## Flowform Learn Lounge Screens

Model	Description	D"	W"	H"
55012	Flowform Learn Lounge Screen	12	96	47.75
55013	Flowform Learn Lounge Screen - Bubbles	12	96	47.75
55014	Flowform Learn Lounge Screen - Leaves	12	96	47.75
55015	Flowform Learn Lounge Screen - Rectangles	12	96	47.75
55017	Flowform Learn Lounge Screen - Waves	12	96	47.75

### PET Screen Color Options:



Flowform Learn Lounge table line featured on page 82.

# Flowform® Learn Lounge Seating

**Flowform Learn Lounge  
Single Seat**




*Model 55010*

**Flowform Learn Lounge  
Double Seat**




*Model 55011*

**Flowform Learn Lounge  
Screen**




*Model 55012*

**Flowform Learn Lounge  
Screen – Bubbles**




*Model 55013*

**Flowform Learn Lounge  
Screen – Leaves**



*Model 55014*

**Flowform Learn Lounge  
Screen – Rectangles**




*Model 55015*

**Flowform Learn Lounge  
Screen – Waves**



*Model 55017*





# Desks & Tables

---

Today's learning environments present an unprecedented challenge to desks and tables, demanding greater versatility and durability. Our desks and tables are designed for multiple reconfigurations — pods, pairs, rows and more — and are reinforced to withstand constant movement.

*Built for Learning.*



Desks



Tables





# Desks & Tables



## Numbers™

To conserve space, the desks have a compact design. Their leg form, coupled with felt-bottom backpack hooks on all four legs, allow easy slide-on stacking — three or four desks at a time. The laminate top is 1.25 inches thick in North America; 25 mm for Europe and Asia.

*See page 72*



## Flowform®

This sleek, contemporary table designed for collaborative learning provides sleek looks, solid functionality and great flexibility. It can be arranged in countless ways for groups of all sizes. Its work surface provides ample space for work of all kinds.

*See page 78*



## Flowform® Learn Lounge

Casual learning spots are notorious for lacking work surfaces. That forces students to hover over their laps or the floor. Learn Lounge eliminates that. The table and ottoman curves work with the seating curves, so students feel connected, but not claustrophobic.

*See page 82*



## Elemental®

It's not all just colors and shapes on the Elemental line. Leg and caster options provide even more versatility. Elemental Tables come with three leg choices: Fixed-height with glide (EG), Fixed-height for caster (EC), or Adjustable-height (EA). Each leg style is available in 5 contemporary colors.

*See page 98*



## Silhouette®

The Silhouette desk is a contemporary, economic solution for traditional and collaborative classrooms. Its durable cantilevered design, adjustable legs, and optional storage accessories make it a timeless favorite. Single and two-student options available.

*See page 108*



## Planner®

Every student deserves an unshakable foundation for learning. Planner desks and tables deliver via a heavy-duty, steel frame and leg system. This line is suited to a variety of subjects, including art, maker labs, STEM learning, and more.

*See page 116*





## Interchange®

The highly versatile Interchange line of contemporary classroom desks and tables features legs that easily adjust from 22 to 34 inches in height. Choose from many shapes, all of unbeatable engineering and beauty.

See page 86



## Meeting Tables

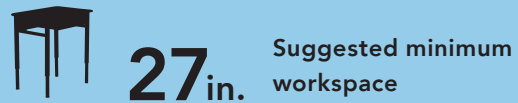
The wide variety of Smith System meeting tables addresses both traditional and emerging needs (with special attention paid to connectivity) identified for classrooms, labs and commons areas.

See page 140

# Beyond design, consider how it's engineered and built.

### Right Size

Fitting the chair and desk or table to the student is important, as a proper fit helps academic performance while a poor fit hinders it.



### Healthy Construction

Smith System desks and tables are made for healthy learning environments, and are UL GREENGUARD Gold Certified with the exception of butcher block.

### Suggested Desk and Chair Heights:

Table Height	~19"	~22"	~24"	~27"	~29"
Chair Seat Height	10"	12"	14"	16"	18"
3-4 year olds	50%	50%			
Kindergarten		50%	50%		
Grade 1			100%		
Grade 2			25%	75%	
Grade 3-4				100%	
Grade 5				50%	50%
Grade 6-12					100%

### Dependability

Smith System backs its tables and desks with a lifetime warranty on the frame and legs and a 12-year warranty on table tops and desk tops.

### Availability

Smith System employs lean manufacturing techniques, allowing us to make tables and desks to order and ship them.

A new benchmark in  
comfort, strength, design.

The whiteboard contains several mathematical diagrams and equations. At the top left, there is a graph of a function  $a_n = \frac{1+n}{n-3}$  with points plotted and a horizontal asymptote at  $n=3$ . To its right, a sequence of terms is listed:  $a_1 = 5$ ,  $a_2 = 8$ ,  $a_3 = 11$ . Further right, the limit  $\lim_{n \rightarrow \infty} a_n = \infty$  is written. Below these, another graph shows a sequence  $a_n = (-\frac{1}{n})^n$  with points oscillating around the x-axis. To the right of this, the limit  $\lim_{n \rightarrow \infty} a_n = 0$  is written. On the far right, there are handwritten notes: "Survival 10%", a diagram of a bottle being poured into a funnel, and another diagram of a test tube being poured into a tray. The acronym "ECFLS" is written in the top right and bottom right corners of the whiteboard area.



## The perfect pairing.

To complete the Numbers equation, we designed its companion: the versatile Numbers Desk. Together, the chair and desk set equals a smart solution for students, teachers and facility personnel.

## Adjustable height & casters.

These desks can quickly be adjusted in height and have discreet set screws which are inside the legs allowing for smooth legs. Standard inserts range from 24.5 to 30 inches; low-range inserts are 19 to 24.5 inches. The High Range Desk Table adjusts from 27" - 42" in 17.5 mm increments. In addition, the inner leg tube can flip between glides or casters (sold separately), which allows for wheelbarrowing without affecting desk height.

## Slide-on stacking.

To conserve space, the desks have a compact design. Their leg form, coupled with felt-bottomed backpack hooks on all four legs, allows easy slide-on stacking — three or four desks at a time. The laminate top is 1.25 inches thick in North America; 25 mm for Europe and Asia.



Numbers Chair line featured on page 40.

Model	Description	D"	W"	H"	WT.
02130F	Numbers Student Desk	20	27	24.5-30	37
02131F	Numbers Huddle Student Desk	22	32	24.5-30	38
02132F	Numbers Petal Student Desk	29.5	33.5	24.5-30	39
02135F	Numbers Petal Student Desk - Left	29.5	33.5	24.5-30	39
02133F	Numbers Triangle Student Desk	29	32	24.5-30	31
02134F	Numbers Student Desk - ADA	20	38	24.5-30	49
02140F	Numbers 24 x 48 Two-Student Desk	24	48	24.5-30	56
02141F	Numbers 24 x 54 Two-Student Desk	24	54	24.5-30	63
02142F	Numbers 30 x 60 Table	30	60	24.5-30	79
02143F	Numbers 30 x 60 Trapezoid Table	30	60	24.5-30	68
02144F	Numbers 24 x 60 Two-Student Desk	24	60	24.5-30	70
<b>Numbers High Range Desk</b>					
02240F	Numbers 24 x 48 Two-Student Desk	24	48	27-42	62
02241F	Numbers 24 x 54 Two-Student Desk	24	54	27-42	69
02242F	Numbers 30 x 60 Table	60	30	27-42	85
02243F	Numbers 30 x 60 Trapezoid Table	60	30	27-42	74
02244F	Numbers 24 x 60 Two-Student Desk	24	60	27-42	76
<b>Optional Accessories</b>					
17195	Numbers PET Bookbox w/Hardware	15.45	15.5	3.38	1.5
60158	Numbers High Range Felt Glide (4pk)				1
60161	Numbers Desk Low Range Insert (4 pk) <i>Only compatible with standard height</i>				3
60168BLA	Low Capacity 2" Caster with Lock (4 pk)				1

\*Bookboxes not compatible with 02141, 02142, 02144, 02241, 02242, and 02244 Numbers Desk models.

### Surface Options (with matching 3mm Edge Band):

ASIAN NIGHT	FRENCH PEAR	NEW AGE OAK
BOARDWALK OAK	FUSION MAPLE	NORTH SEA GRAY
BUKA BARK	GREY NEBULA	PALISADES OAK
CLASSIC LINEN	HIGH RISE	PEWTER MESH
FLAX LINEN	MISSION MAPLE	WILD CHERRY

### 3mm Edge Color Options:

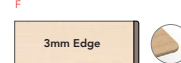
APPLE	CHAMPAGNE	PERSIAN BLUE
BLACK	CHARCOAL	PLATINUM
BLUEBERRY*	FOREST GREEN*	PURPLE*
BURGUNDY*	NAVY	RED*
CERULEAN	ORANGE*	YELLOW*

\* Additional Lead Time

### Leg Color:

PLATINUM
----------

1 1/4" TOP W/ 3MM - ROUND CORNERS



## Optional PET Bookbox

17195

Bookboxes not compatible with 02141, 02142, 02144, 02241, 02242, and 02244 Numbers Desk models.

# Numbers™ Student Desks and Tables

**Numbers  
Student Desk 20x27**



*Model 02130*

**Numbers Huddle  
Student Desk**



*Model 02131*

**Numbers Petal  
Student Desk**



*Model 02132*

**Numbers Triangle  
Student Desk**



*Model 02133*

**Numbers Student  
Desk 20x38**



*Model 02134\**

**Numbers Two-Student  
Desk 24x48**



*Model 02140\**

**Numbers Two-Student  
Desk 24x54**



*Model 02141\**

**Numbers Table  
30x60**



*Model 02142\**

**Numbers Trapezoid  
Table 30x60**



*Model 02143\**

\* ADA compliant at 30"H.

**Numbers High Range  
Two-Student Desk 24x48**



*Model 02240\**

**Numbers High Range  
Two-Student Desk 24x54**



*Model 02241\**

**Numbers High Range  
Table 30x60**



*Model 02242\**

**Numbers High Range  
Trapezoid Table 30x60**



*Model 02243\**



Flowform®  
Storage

Numbers®  
Triangle  
Desk



Numbers®  
Mobile  
Chair

Our Flowform tables  
really go with the flow.





## 360 degree effectiveness.

Unique shapes and rounded edges invite more movement around the table for easier access and mobility among students at every level.

## Scale up or down.

In collaboration with Flowform seating, Flowform tables reconfigure in countless ways, from large-group collaboration down to individual study.

## Professional grade.

A fresh approach to surface structure and leg design provides more durability and a quality you appreciate immediately.

Model	Description	D"	W"	H"	WT.
56000E	Oval Pedestal Base	16	20	27.8	72
56001E	Rounded Triangle Adjustable Height w/glides	31.5	32	26-40	91
56002E	Rounded Triangle Adjustable Height w/casters	31.5	32	26-40	93
56003E	Clamshell Adjustable Height w/glides	30	46	26-40	92
56004E	Clamshell Adjustable Height w/casters	30	46	26-40	94
56005E	Rounded Rectangle Adjustable Height w/glides	30	54	26-40	130
56006E	Rounded Rectangle Adjustable Height w/casters	30	54	26-40	132
56007E	Rounded Trapezoid Adjustable Height w/glides	36	60	26-40	132
56008E	Rounded Trapezoid Adjustable Height w/casters	36	60	26-40	134
56009E	Offset Rectangle Adjustable Height w/glides	48	72	26-40	176
56010E	Offset Rectangle Adjustable Height w/casters	48	72	26-40	178
56011E	Offset Triangle Adjustable Height w/glides	48	85	26-40	256
56012E	Offset Triangle Adjustable Height w/casters	48	85	26-40	258

### Surface Options (with matching 3mm Edge Band):

 ASIAN NIGHT	 FRENCH PEAR	 NEW AGE OAK
 BOARDWALK OAK	 FUSION MAPLE	 NORTH SEA GRAY
 BUKA BARK	 GREY NEBULA	 PALISADES OAK
 CLASSIC LINEN	 HIGH RISE	 PEWTER MESH
 FLAX LINEN	 MISSION MAPLE	 WILD CHERRY

### 3mm Edge Color Options (excluding Oval Pedestal Base model 56000E):

 APPLE	 CHAMPAGNE	 PERSIAN BLUE
 BLACK	 CHARCOAL	 PLATINUM
 BLUEBERRY*	 FOREST GREEN*	 PURPLE*
 BURGUNDY*	 NAVY	 RED*
 CERULEAN	 ORANGE*	 YELLOW*

\* Additional Lead Time

### Leg Color:

 PLATINUM
--

¾" TOP W/ 3MM - ROUND CORNERS



# Flowform® Tables

**Flowform Rounded  
Trapezoid Table**



*Model 56007E*

**Flowform Rounded  
Rectangle Table**



*Model 56006E*

**Flowform Rounded  
Triangle Table**



*Model 56002E*

**Flowform Oval  
Pedestal Base**



*Model 56000E*

**Flowform Clamshell  
Table**



*Model 56003E*

**Flowform Offset  
Triangle Table**



*Model 56011E*

**Flowform Offset  
Rectangle Table**



*Model 56010E*



*Groove®  
Stack Chair*

*Groove  
Noodle  
Chair*

*Oodle®  
Stackable  
Seating*

A corrective solution through  
intelligent design.



## Designed for comfort and ergonomic support.

Students love lounge furniture, but it can have ergonomic and stay-on-task drawbacks. Flowform Learn Lounge offers a corrective solution through intelligent design. It provides casual, collaborative furniture pieces that work in unison to ergonomically support students – and promote better, healthier learning in common spaces.

## Collaborative combinations.

Versatility and user adaptability are hallmarks of Flowform Learn Lounge. The multi-functional pieces are easy to push into place. Students can flow between “me” and “we” spaces, creating unlimited furniture match-ups. Plus, there’s enough surface space to spread out digital devices, analog tools and personal items.

## Casual learning work surfaces.

Casual learning spots are notorious for lacking work surfaces. That forces students to hover over their laps or the floor. Learn Lounge eliminates that. The table and ottoman curves work with the seating curves, so students feel connected, but not claustrophobic. The soft shapes welcome students from any direction; a streamlined base maximizes leg room.

Model	Description	D"	W"	H"
56013E	Flowform Learn Lounge Curved Rectangle Table	32	54	28.25
56014E	Flowform Learn Lounge Curved Rectangle Table w/power	32	54	28.25
56015E	Flowform Learn Lounge Offset Rectangle Table	32	54	28.25
56016E	Flowform Learn Lounge Offset Rectangle Table w/power	32	54	28.25
56017E	Flowform Learn Lounge Offset Triangle Table	32	54	28.25
56018E	Flowform Learn Lounge Offset Triangle Table w/power	32	54	28.25
56019	Flowform Learn Lounge Ottoman + Surface	26 dia		16.75
56020	Flowform Learn Lounge Ottoman + Surface w/power	26 dia		16.75

### Surface Options (with matching 3mm Edge Band):

 ASIAN NIGHT	 FRENCH PEAR	 NEW AGE OAK
 BOARDWALK OAK	 FUSION MAPLE	 NORTH SEA GRAY
 BUKA BARK	 GREY NEBULA	 PALISADES OAK
 CLASSIC LINEN	 HIGH RISE	 PEWTER MESH
 FLAX LINEN	 MISSION MAPLE	 WILD CHERRY

### 3mm Edge Color Options (excluding Ottoman + Surface models 56019 and 56020):

 APPLE	 CHAMPAGNE	 PERSIAN BLUE
 BLACK	 CHARCOAL	 PLATINUM
 BLUEBERRY*	 FOREST GREEN*	 PURPLE*
 BURGUNDY*	 NAVY	 RED*
 CERULEAN	 ORANGE*	 YELLOW*

\* Additional Lead Time

### Leg Color:

 PLATINUM
--

¾" TOP W/ 3MM - ROUND CORNERS



### Vinyl Color Options:

 APPLE	 COBALT	 FOG	 GLOW	 HABANERO	 HEAT	 IRON	 MEDITERRANEAN
---	--	---	--	--	--	--	---

### Vinyl Color Options with Lead Time:

 APRICOT	 BLUEPRINT	 CHARCOAL	 DUSK	 EGGPLANT	 EUCALYPTUS	 FIELDSTONE	 GULF
 INDIGO	 LIMONCELLO	 LINEN	 MARITIME	 MASON	 MICA	 PAVEMENT	 PISTACHIO
 POOL	 REED	 SANDSTONE	 STREAM	 TERRA	 WILLOW		



Flowform Learn Lounge seating line featured on page 64.

# Flowform® Learn Lounge Tables

**Curved Rectangle  
Table**



*Model 56013*

**Curved Rectangle  
Table w/power**



*Model 56014*

**Offset Rectangle  
Table**



*Model 56015*

**Offset Rectangle  
Table w/power**



*Model 56016*

**Offset Triangle Table**



*Model 56017*

**Offset Triangle Table  
w/power**



*Model 56018*

**Ottoman + Surface**



*Model 56019*

**Ottoman + Surface  
w/power**



*Model 56020*

# MEDIA CENTER



Contemporary styling, solid functionality and innovative desk top designs.





## For 21st century classrooms.

Its unique combination of functionality, style and practicality gives the Interchange line its innate unity and beauty.

- Interchange Wing, Diamond and 3-2-1 Desks for collaborative learning (and traditional) classrooms.
- Interchange Student Desks for traditional classrooms.

## Dependability.

Lifetime warranty on the frame and legs, 12-year warranty on table and desk tops.

## Healthy construction.

UL GREENGUARD Gold Certified.



Model	Description	D"	W"	H"	WT.
03095	Interchange Wing Desk	23.5	41	22-34	45
04503	Interchange Wing Open Front Desk	23.5	41	22-32	50
03097	Interchange Swoop Wing Desk	23.5	41	22-34	43
03082	Interchange Diamond Desk	30	34	22-34	49
03083	Interchange Mini Diamond Desk	27	30.5	22-34	42
04504	Interchange Diamond Open Front Desk	30	34	22-32	58
04505	Interchange Mini Diamond Open Front Desk	27	30.5	22-32	50
04089	Interchange Sequence® Desk	23	31	22-34	48
04090	Interchange Curve Desk	21	29	22-34	48
04080	Interchange Student Desk	20	27	22-34	44
04500	Interchange Student Open Front Desk	20	27	22-32	37
04083	Interchange Two-Student Desk	20	48	22-34	74
04502	Interchange Two-Student Open Front Desk	24	48	22-32	52
03081	Interchange Two-Student Diamond Desk	36	60	22-34	78
Optional Accessories					
67638	Backpack Hook				
30933	SW (Standard Width) Tote Tray w/housing	17.25	12.75	5	3.1
30934	SW (Standard Width) housing only	16.75	12.75	4.25	1.9
77159	Low Range Insert on glides	1.5	2.5	18.25-22.25	4

\*Totes and bookboxes not compatible with Swoop Wing Desk, open front models, and model 04083.

### Surface Options (with optional matching 3mm Edge Band):

	ASIAN NIGHT		FRENCH PEAR		NEW AGE OAK
	BOARDWALK OAK		FUSION MAPLE		NORTH SEA GRAY
	BUKA BARK		GREY NEBULA		PALISADES OAK
	CLASSIC LINEN		HIGH RISE		PEWTER MESH
	FLAX LINEN		MISSION MAPLE		WILD CHERRY

### Edge Color Options:

	APPLE		CHAMPAGNE		PERSIAN BLUE
	BLACK		CHARCOAL		PLATINUM
	BLUEBERRY*		FOREST GREEN*		PURPLE*
	BURGUNDY*		NAVY		RED*
	CERULEAN		ORANGE*		YELLOW*

\* Additional Lead Time

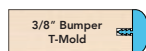
### Leg Color Options:

	BLACK		PLATINUM
--	-------	--	----------

### Top and Edge Options (Two Student Desks are available in 1 1/4" top only):

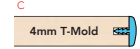
1 1/4" TOP W/ BUMPER T-MOLD  
NO LETTER TO FOLLOW MODEL NO.

1 1/4" TOP W/ 4MM T-MOLD  
D



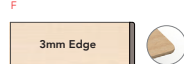
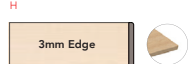
3/4" TOP W/ BULLET T-MOLD  
V

3/4" TOP W/ 4MM T-MOLD  
C



1 1/4" TOP W/ 3MM - 90° CORNERS  
H

1 1/4" TOP W/ 3MM - ROUND CORNERS  
F



3/4" TOP W/ 3MM - 90° CORNERS  
G

3/4" TOP W/ 3MM - ROUND CORNERS  
E



# Interchange® Student Desks

**Interchange Wing Desk**



*Model 03095*

**Interchange Wing Open Front Desk**



*Model 04503*

**Interchange Swoop Wing Desk**



*Model 03097*

**Interchange Diamond Desk**



*Model 03082*

**Interchange Diamond Open Front Desk**



*Model 04504*

**Interchange Sequence Desk**



*Model 04089*

**Interchange Curve Desk**



*Model 04090*

**Interchange Student Desk**



*Model 04080*

**Interchange Rectangle Open Front Desk**



*Model 04500*

# Interchange Two-Student Desks

**Interchange  
Two-Student Desk**



*Model 04083*

**Interchange  
Two-Student Open  
Front Desk**

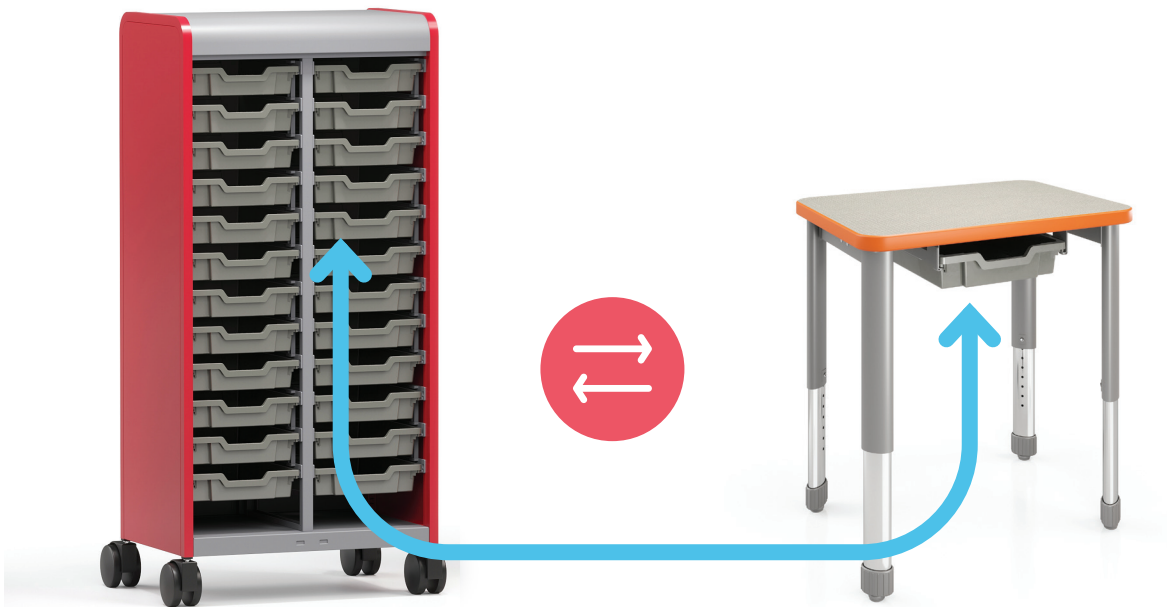


*Model 04502*

**Interchange  
Two-Student  
Diamond Desk**



*Model 03081*



## Compact and contemporary.

Cascade® totes available on select Interchange desk models. Cascade standard width (SW) tote is available on Interchange 20x27, Curve, Sequence, Interchange 3-2-1 LS, Mini Diamond, Diamond, Two-Student Diamond and Wing desks.

**Interchange 20x27 Desk, Model 04080**  
Shown with optional Cascade SW Tote Tray.



**Optional  
Backpack Hook**  
67639



**Optional  
Backpack Hook**  
67638  
Only for open front models.



**Optional  
Casters**  
17576





Unique surfaces to  
create an unlimited  
number of possibilities.



## Collaborative learning.

Designed for collaborative learning, Interchange Activity Tables provide sleek looks and solid functionality for both individual and group learning.

## Wildly versatile.

The highly versatile Interchange line of contemporary classroom desks and tables features legs that easily adjust from 22 to 34 inches in height. Choose from many shapes, all of unbeatable engineering and beauty.

## Unbeatable construction.

The T-Mold edge band, used on Interchange Desks and Tables, is secured every 6 inches to provide superior fastening power. The work surfaces are high-pressure laminate that stand up to heavy use. Structural Framing — steel reinforcing beams attached to each leg — adding rigidity and preventing wobbly legs. Don't settle for Easy On Brackets for tables and desks in collaborative learning classrooms.



Model	Description	D"	W"	H"	WT.
04110	Interchange Square Activity Table	36	36	22-34	85
04115	Interchange Square Activity Table	42	42	22-34	106
04119	Interchange Square Activity Table	48	48	22-34	133
04124	Interchange Round Activity Table	42"dia.		22-34	88
04125	Interchange Round Activity Table	48"dia.		22-34	100
04126	Interchange Round Activity Table	60"dia.		22-34	150
04127	Interchange Trapezoid Activity Table	30	60	22-34	92
04128	Interchange Half Moon Activity Table	36	72	22-34	104
04129	Interchange Contour Activity Table	36	72	22-34	124
04130	Interchange Kidney Activity Table	48	72	22-34	151
04132	Interchange Flower Activity Table	60"dia.		22-34	151
04158	Interchange Racetrack Activity Table	36	72	22-34	122
04159	Interchange Peanut Activity Table	36	72	22-34	114
03002	Interchange 3-2-1 Activity Table	29.5	40	22-34	55
03011	Interchange 3-2-1 LS Activity Table	35	50	22-34	67
04152	Interchange Cookie Activity Table	48"dia.		22-34	95
04154	Interchange Squiggle Activity Table	30	60	22-34	106
04155	Interchange Squiggle Activity Table	41	72	22-34	125
04157	Interchange Crescent Activity Table	30	60	22-34	90
04156	Interchange Crescent Activity Table	36	72	22-34	155

### Surface Options (with optional matching 3mm Edge Band):

	ASIAN NIGHT		FRENCH PEAR		NEW AGE OAK
	BOARDWALK OAK		FUSION MAPLE		NORTH SEA GRAY
	BUKA BARK		GREY NEBULA		PALISADES OAK
	CLASSIC LINEN		HIGH RISE		PEWTER MESH
	FLAX LINEN		MISSION MAPLE		WILD CHERRY

### Edge Color Options:

	APPLE		CHAMPAGNE		PERSIAN BLUE
	BLACK		CHARCOAL		PLATINUM
	BLUEBERRY*		FOREST GREEN*		PURPLE*
	BURGUNDY*		NAVY		RED*
	CERULEAN		ORANGE*		YELLOW*

\* Additional Lead Time

### Leg Color Options:

	BLACK		PLATINUM
--	-------	--	----------

### Top and Edge Options (Two Student Desks are available in 1 1/4" top only):

1 1/4" TOP W/ BUMPER T-MOLD NO LETTER TO FOLLOW MODEL NO.	1 1/4" TOP W/ 4MM T-MOLD D
3/4" TOP W/ BULLET T-MOLD V	3/4" TOP W/ 4MM T-MOLD C
1 1/4" TOP W/ 3MM - 90° CORNERS H	1 1/4" TOP W/ 3MM - ROUND CORNERS F
3/4" TOP W/ 3MM - 90° CORNERS G	3/4" TOP W/ 3MM - ROUND CORNERS E

# Interchange<sup>®</sup> Activity Tables

**Interchange Square Activity Table**



*Model 04115*

**Interchange Round Activity Table**



*Model 04125*

**Interchange Trapezoid Activity Table**



*Model 04127*

**Interchange Half Moon Activity Table**



*Model 04128*

**Interchange Counter Activity Table**



*Model 04129*

**Interchange Kidney Activity Table**



*Model 04130*

**Interchange Flower Activity Table**



*Model 04132*

**Interchange Racetrack Activity Table**



*Model 04158*

**Interchange Peanut Activity Table**



*Model 04159*

**Interchange 3-2-1 LS  
Activity Table**



*Model 03011*

**Interchange Cookie  
Table**



*Model 04152*

**Interchange Squiggle  
Table**



*Model 04155*

**Interchange Crescent  
Activity Table**



*Model 04156*

**Interchange Crescent  
Activity Table**



*Model 04157*



*Optional  
Backpack Hook  
67639*



*Optional Casters  
17576*

**Accessories**

Model	Description	D"	W"	H"
<b>Optional Accessories</b>				
67639	Backpack Hook			
30933	SW (Standard Width) Tote Tray w/housing	17.25	12.75	5
30934	SW (Standard Width) housing only	16.75	12.75	4.25
17578 BLA	3" Dual Wheel Caster Pack (set of 5 locking), BLACK.			
17578	3" Dual Wheel Caster Pack (set of 5 locking), COLOR*			
77159	Low Range Insert on glides	1.5	2.5	

*\* For PreK through grade 2 cooperative learning classrooms with 14" h chairs and smaller.*

**Low Range Insert**



**Model 77159—Interchange Low Range Inserts** Adjusts from 18.25-22.25 inches on glides and 20.25-24.25 inches on casters. These inserts are perfect for use in early childhood environments. Pair with popular items like the 3-2-1 desk and 12" Flavors® chair.



# Interchange<sup>®</sup> Activity Tables

**Interchange  
Rectangle Activity  
Table - 20" Deep**



*Model 04085*

**Interchange  
Rectangle Activity  
Table - 24" Deep**



*Model 04102*

**Interchange  
Rectangle Activity  
Table - 30" Deep**



*Model 04107*

**Interchange  
Rectangle Activity  
Table - 36" Deep**



*Model 04112*

**Interchange  
Rectangle Activity  
Table - 42" Deep**



*Model 04116*

**Interchange  
Rectangle Activity  
Table - 48" Deep**



*Model 04121*

**Interchange Rectangle  
Activity Table - 30" Deep**



*Model 04107*

**Interchange Science  
Activity Table**



*Model 04101T*

**Interchange Butcher  
Block 30x60**



*Model 04151*



Model	Description	D"	W"	H"	WT.
<b>20" Deep Models</b>					
04080	Interchange Rectangle Activity Table	20	27	22-34	44
04081	Interchange Rectangle Activity Table	20	30	22-34	49
04082	Interchange Rectangle Activity Table	20	36	22-34	58
04083	Interchange Rectangle Activity Table	20	48	22-34	74
04084	Interchange Rectangle Activity Table	20	54	22-34	79
04085	Interchange Rectangle Activity Table	20	60	22-34	84
04086	Interchange Rectangle Activity Table	20	72	22-34	98
04087	Interchange Rectangle Activity Table	20	90	22-34	114
<b>24" Deep Models</b>					
04100	Interchange Rectangle Activity Table	24	36	22-34	68
04101	Interchange Rectangle Activity Table	24	48	22-34	82
04131	Interchange Rectangle Activity Table	24	54	22-34	88
04102	Interchange Rectangle Activity Table	24	60	22-34	92
04103	Interchange Rectangle Activity Table	24	72	22-34	107
04104	Interchange Rectangle Activity Table	24	90	22-34	122
<b>30" Deep Models</b>					
04105	Interchange Rectangle Activity Table	30	36	22-34	78
04106	Interchange Rectangle Activity Table	30	48	22-34	92
04107	Interchange Rectangle Activity Table	30	60	22-34	106
04108	Interchange Rectangle Activity Table	30	72	22-34	122
04109	Interchange Rectangle Activity Table	30	90	22-34	139
<b>36" Deep Models</b>					
04111	Interchange Rectangle Activity Table	36	48	22-34	104
04112	Interchange Rectangle Activity Table	36	60	22-34	120
04113	Interchange Rectangle Activity Table	36	72	22-34	137
04114	Interchange Rectangle Activity Table	36	90	22-34	160
<b>42" Deep Models</b>					
04116	Interchange Rectangle Activity Table	42	60	22-34	145
04117	Interchange Rectangle Activity Table	42	72	22-34	165
04118	Interchange Rectangle Activity Table	42	90	22-34	197
<b>48" Deep Models</b>					
04121	Interchange Rectangle Activity Table	48	60	22-34	161
04122	Interchange Rectangle Activity Table	48	72	22-34	183
04123	Interchange Rectangle Activity Table	48	90	22-34	217

## Interchange Rectangle Modesty Panel



Model	Description	WT.
17201	Modesty Panel for 36" w table	18
17202	Modesty Panel for 48" w table	24
17203	Modesty Panel for 60" w table	30
17204	Modesty Panel for 72" w table	36
17205	Modesty Panel for 90" w table	44

\* Not compatible with Trespa® top.

## Interchange Butcher Block - 30x60

Model	Description	D"	W"	H"	WT.
04151	Interchange Butcher Block Table	30	60	22-34	112



### Surface Options (with optional matching 3mm Edge Band):

	ASIAN NIGHT		FRENCH PEAR		NEW AGE OAK
	BOARDWALK OAK		FUSION MAPLE		NORTH SEA GRAY
	BUKA BARK		GREY NEBULA		PALISADES OAK
	CLASSIC LINEN		HIGH RISE		PEWTER MESH
	FLAX LINEN		MISSION MAPLE		WILD CHERRY

### Edge Color Options:

	APPLE		CHAMPAGNE		PERSIAN BLUE
	BLACK		CHARCOAL		PLATINUM
	BLUEBERRY*		FOREST GREEN*		PURPLE*
	BURGUNDY*		NAVY		RED*
	CERULEAN		ORANGE*		YELLOW*

### Trespa® TopLab® Plus Surface:

BLACK

### Leg Color Options:

BLACK PLATINUM

\* Additional Lead Time

### Top and Edge Options (Two Student Desks are available in 1 ¼" top only):

1 ¼" TOP W/ BUMPER T-MOLD NO LETTER TO FOLLOW MODEL NO. 1 ¼" TOP W/ 4MM T-MOLD



¾" TOP W/ BULLET T-MOLD ¾" TOP W/ 4MM T-MOLD



1 ¼" TOP W/ 3MM - 90° CORNERS 1 ¼" TOP W/ 3MM - ROUND CORNERS



¾" TOP W/ 3MM - 90° CORNERS ¾" TOP W/ 3MM - ROUND CORNERS



Model	Description	D"	W"	H"	WT.
<b>Trespa® TopLab® Plus: 24" Deep Models</b>					
04101T	Interchange Science Activity Table	24	48	21.25-33.25	112
04102T	Interchange Science Activity Table	24	60	21.25-33.25	122
04103T	Interchange Science Activity Table	24	72	21.25-33.25	137
04131T	Interchange Science Activity Table	24	54	21.25-33.25	118
<b>Trespa TopLab Plus: 30" Deep Models</b>					
04106T	Interchange Science Activity Table	30	48	21.25-33.25	122
04107T	Interchange Science Activity Table	30	60	21.25-33.25	136
04108T	Interchange Science Activity Table	30	72	21.25-33.25	152



## Interchange High and Low Range Inserts

Model	Description	D"	W"	H"	WT.
77158	Interchange High Range Inserts	1.5	2.5	30-42	38
77159	Interchange Low Range Inserts	1.5	2.5	18.25-22.25	4

# Interchange® Multimedia Tables

## Interchange Half Boat Multimedia Table



Model 04236

## Interchange Rectangle Multimedia Table



Model 04147

## Interchange Medium Multimedia Table



Model 04160

## Interchange Round End Multimedia Table



Model 04138

## Interchange Engage Multimedia Table



Model 04163



### 3" Interchange Casters

Add easy mobility to Interchange Tables with casters. Wheels for Black order 17576, for colors order 17577, pack of 4 Locking Wheels.

Model	Description	D"	WT.
17576	3" Mobile Interchange Caster/Threaded (4 locking) - BLACK	3	5
Casters available with Black wheels.			
17577	3" Mobile Interchange Caster/Threaded (4 locking) - choose from 5 COLORS	3	5
Casters available with your choice of Apple, Cerulean, Charcoal, Orange* or Platinum Wheels. * Additional Lead Time			

Model	Description		D"	W"	H"	WT.
04133	Interchange Engage Multimedia Table	No Power	84	60	22-34	199
04163	Interchange Engage Multimedia Table	4 Power & 8 USB	84	60	22-34	199
04164	Interchange Engage Multimedia Table	8 Power	84	60	22-34	199
04165	Interchange Engage Multimedia Table	6 Power & 4 USB	84	60	22-34	199
04235	Interchange Half Boat Multimedia Table	No Power	72.8	60.5	22-34	193
04236	Interchange Half Boat Multimedia Table	4 Power & 8 USB	72.8	60.5	22-34	193
04237	Interchange Half Boat Multimedia Table	8 Power	72.8	60.5	22-34	193
04238	Interchange Half Boat Multimedia Table	6 Power & 4 USB	72.8	60.5	22-34	193
04146	Interchange Rectangle Multimedia Table	No Power	72	60	22-34	217
04147	Interchange Rectangle Multimedia Table	4 Power & 8 USB	72	60	22-34	217
04148	Interchange Rectangle Multimedia Table	8 Power	72	60	22-34	217
04149	Interchange Rectangle Multimedia Table	6 Power & 4 USB	72	60	22-34	217
04160	Interchange Medium Multimedia Table	No Power	60	48	22-34	153
04161	Interchange Medium Multimedia Table	2 Power & 4 USB	60	48	22-34	153
04162	Interchange Medium Multimedia Table	4 Power	60	48	22-34	153
04137	Interchange Round End Multimedia Table	No Power	72.75	60.5	22-34	170
04138	Interchange Round End Multimedia Table	4 Power & 8 USB	72.75	60.5	22-34	170
04139	Interchange Round End Multimedia Table	8 Power	72.75	60.5	22-34	170
04140	Interchange Round End Multimedia Table	6 Power & 4 USB	72.75	60.5	22-34	170
<b>Optional Accessories</b>						
77158	Interchange High Range Inserts		13	32	30-42	70
17354	Large Monitor Table Mount	32-50" Monitors/TVs	22	14	10	26

\*Add "M" to table model number when ordering mount 17354. Mount will be centered.

Note: The tables on these pages are oversized and leave factory with extra packaging. Call for shipping weights.

**Surface Options** (with optional matching 3mm Edge Band):



**Edge Color Options:**



\* Additional Lead Time

**Leg Color Choices:**



**Top and Edge Options** (Two Student Desks are available in 1 1/4" top only):

1 1/4" TOP W/ BUMPER T-MOLD NO LETTER TO FOLLOW MODEL NO.      1 1/4" TOP W/ 4MM T-MOLD



1 1/4" TOP W/ 3MM - 90° CORNERS      1 1/4" TOP W/ 3MM - ROUND CORNERS



## Interchange High Range Inserts



### Model 77158

With adjustability from 30 - 42 inches in height. Adjust in 1" increments with a single hex screw per leg.

**COMPATIBILITY & USE GUIDELINES**

- Not for use on 20" depth tables.
- Not for use on tables or desks with 3 legs (i.e. Interchange Diamond or Wing Student Desks).
- Not for use on Interchange Squiggle 60", Model #04154.
- OK for use on Interchange 2-Student Diamond Desk, Model #03081
- OK for use on Interchange 3-2-1 LS Student Desk, Model #03011 only (not 3-2-1 #03002).
- 24" depth tables OK on glides only, no casters - \*\*\*MAX ADJUSTABILITY 36" HEIGHT\*\*\*
- 30" depth, 36" depth, 42" depth and 48" depth OK for use with casters or glides.
- Designed for use with our Multimedia tables with 30", 36", 42" and 48" depths (ok for use with casters or glides).

## Large Monitor Table Mount



### Model 17354

For 32 - 50 inches monitors. Accommodates VESA mounting 100mm x 100mm to 400mm x 200mm. 100 lb. weight limit.





Mix up your  
collaborative spaces.



## Elemental simplicity.

The Elemental desk line comes with a variety of fun shapes. Mix up your collaborative spaces with huddle, triangle, wing, petal and rectangle.

## A surface with a depth of possibilities.

The Elemental line is a great surface to be certain. But it's what's below that really counts. As with every product from Smith System, Elemental desks are built to stand up to any classroom activity or experiment.

Model	Description	D"	W"	H"	WT.
ELHUDL	Elemental Huddle Desk	22	32	22.5-29.5	46
ELTRGL	Elemental Triangle Desk	29	32	22.5-29.5	46
ELWING	Elemental Wing Desk	23.5	41	22.5-29.5	42
EL2027	Elemental Rectangle Desk	20	27	22.5-29.5	46
ELPETL	Elemental Petal Desk	30	30	22.5-29.5	45

### Optional Accessories

17191	Elemental Steel Bookbox (For ELHUDL, ELTRGL, and ELWING)
17192	Elemental Steel Bookbox (For EL2027 only)
30933	SW Tote Tray w/housing (For ELTRGL and EL2027)
17576	3" Dual-Wheel Caster 4-Pack (Black)
17577	3" Dual-Wheel Caster 4-Pack (Specify color: Apple, Cerulean, Charcoal, Orange, or Platinum)

### Surface Options (with optional matching 3mm Edge Band):



### Edge Color Options:



\* Additional Lead Time

### Leg Color Options:

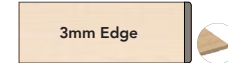


### Top and Edge Options:

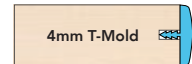
1 1/4" TOP W/ BUMPER T-MOLD  
NO LETTER TO FOLLOW MODEL NO.



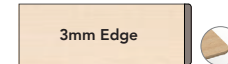
1 1/4" TOP W/ 3MM - 90° CORNERS  
H



1 1/4" TOP W/ 4MM T-MOLD  
D



1 1/4" TOP W/ 3MM - ROUND CORNERS  
F



### Caster Color Options:



\* Additional Lead Time



# Elemental<sup>®</sup> Student Desks

**Elemental  
Huddle Desk**



*Model ELHUDL*

**Elemental  
Triangle Desk**



*Model ELTRGL*

**Elemental  
Wing Desk**



*Model ELWING*

**Elemental Petal Desk**



*Model ELPETL*

**Elemental  
Rectangle Desk**



*Model EL2027*

**Optional Accessories**



Steel Bookbox can be added to Rectangle Desk.  
Model 17192



Tote Tray can be added to Petal, Triangle and Rectangle Desk.  
Model 30933



Steel Bookbox can be added to Huddle, Petal, Triangle and Wing Desk.  
Model 17191





Cascade®  
Mega-Cabinet  
Cubby



Groove®  
Stack  
Chair

Customizable colors  
and surfaces that are  
anything but basic.





## Elemental simplicity.

The Elemental line comes with a variety of fun shapes. Mix up your collaborative spaces with stars, trapezoids, squares, moons, sprockets and interlocking Yin-Yang designs.


## A surface with a depth of possibilities.

The Elemental line is a great surface to be certain. But it's what's below that really counts. Customize your shape with a full selection of adjustable legs and casters for a fun and modern upgrade to your space. And as with every product from Smith System, Elemental tables are built to stand up to any classroom activity or experiment.

## Let your colors fly.

Now, every facet of the Elemental line is another opportunity to demonstrate school pride or just add some variety to your classroom color scheme. Mix and match surfaces, legs and casters for a limitless mix of fun and funky possibilities.

### Surface Options (with optional matching 3mm Edge Band):



### Edge Color Options:



\* Additional Lead Time

### Leg Color Options:



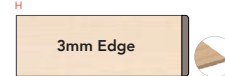
\* Additional Lead Time

### Top and Edge Options:

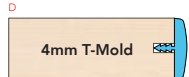
1 1/4" TOP W/ BUMPER T-MOLD  
NO LETTER TO FOLLOW MODEL NO.



1 1/4" TOP W/ 3MM - 90° CORNERS  
H



1 1/4" TOP W/ 4MM T-MOLD  
D



1 1/4" TOP W/ 3MM - ROUND CORNERS  
F



### Caster Color Options:



\* Additional Lead Time



# Elemental® Tables

**Elemental Sprocket Table**



*Model ELSPRK*

**Elemental 5-Star Table**



*Model EL5S60*

**Elemental 6-Star Table**



*Model EL6S60*

**Elemental Engage Trapezoid Table**



*Model ELENTN*

**Elemental Engage Rectangle Table**



*Model EL37ER*

**Elemental Engage Square Table**



*Model EL48ES*

**Elemental Yin Yang Table**



*Model ELYNYG*

Two Tables Shown  
Tables Sold Separately

**Elemental Moon Table**



*Model ELMOON*

**Elemental Squiggle Table**



*Model EL72SG*

**Elemental Crescent  
Table - 60" Wide**



*Model EL60CR*

**Elemental Horseshoe  
Table**



*Model ELHOSH*

**Elemental Flower  
Table**



*Model ELFLWR*

**Elemental Trapezoid  
Table**



*Model EL60TR*

**Elemental Half Moon  
Table**



*Model ELHAMO*

**Elemental Clover  
Table**



*Model EL48CL*

**Elemental Kidney  
Table**



*Model EL4872*

**Elemental Round  
Table**



*Model EL42RD*

**Elemental Square  
Table**



*Model EL4242*

# Elemental® Tables

## Elemental Rectangle Table 30x60



Model EL3060

## Elemental Rectangle Table 24x48



Model EL2448

## Elemental Nest & Fold Table



Model NL3060

### Surface Options (with optional matching 3mm Edge Band):



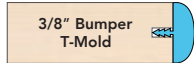
### Edge Color Options:



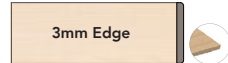
\* Additional Lead Time

### Top and Edge Options:

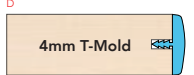
1 1/4" TOP W/ BUMPER T-MOLD  
NO LETTER TO FOLLOW MODEL NO.



1 1/4" TOP W/ 3MM - 90° CORNERS



1 1/4" TOP W/ 4MM T-MOLD



1 1/4" TOP W/ 3MM - ROUND CORNERS



### Leg Color Options:




\* Additional Lead Time

### Caster Color Options:



\* Additional Lead Time



(EL)

Low range available in Platinum and Maple only.

Model	Description	D"	WT.
<b>4 Quantity Caster Packs for use on 4-leg Tables</b>			
17576	3" Elemental Caster - Black	3	5
17577	3" Elemental Caster - Choose color	3	5
<b>5 Quantity Caster Packs for use on 5-Star Tables</b>			
17578	3" Elemental Caster - Choose color	3	6.25
<b>6 Quantity Caster Packs for use on 6-Star and Sprocket Tables</b>			
17599	3" Elemental Caster - Choose color	3	7.50

\*\*Casters sold separately due to color choices. when purchasing legs with casters, casters must be specified as additional line item.

Model	Description	D"	W"	SELECT LEG TYPE					WT.
				EG Fixed-Height w/ glides H"	EC Fixed-Height w/ glides H"	EC Fixed-Height w/ casters (casters sold separately) H"	EA Adj. Height w/ glides H"	EL Low Range w/ glides H"	
ELSPRK	Elemental Sprocket Table	59.25	67	30	27.5	30	19-33	11-17	116.5-120.5
EL5S48	Elemental 5-Star Table (k-5)	48"dia.		30	27.5	30	19-33	11-17	67-71
EL5S60	Elemental 5-Star Table	60"dia.		30	27.5	30	19-33	11-17	95-99
EL6S60	Elemental 6-Star Table	60"dia.		30	27.5	30	19-33	11-17	116.5-120.5
ELENT	Elemental Engage Trapezoid	30	60	30	27.5	30	19-33	11-17	70-74
EL36ER	Elemental Engage Rectangle	30	60	30	27.5	30	19-33	11-17	75-79
EL37ER	Elemental Engage Rectangle	30	72	30	27.5	30	19-33	11-17	77-78
EL42ES	Elemental Engage Square Table	42	42	30	27.5	30	19-33	11-17	92-96
EL48ES	Elemental Engage Square Table	48	48	30	27.5	30	19-33	11-17	102.5-106.5
ELYNYG	Elemental Yin Yang Table	64	54	30	27.5	30	19-33	11-17	90.5-94.5
ELMOON	Elemental Moon Table	60	41	30	27.5	30	19-33	11-17	80-84
EL60SG	Elemental Squiggle Table	30	60	30	27.5	30	19-33	11-17	79-84
EL72SG	Elemental Squiggle Table	41	72	30	27.5	30	19-33	11-17	99-104
EL60CR	Elemental Crescent Table	30	60	30	27.5	30	19-33	11-17	79-84
EL72CR	Elemental Crescent Table	36	72	30	27.5	30	19-33	11-17	99-104
ELHOSH	Elemental Horseshoe Table	66	57	30	27.5	30	19-33	11-17	156
ELFLWR	Elemental Flower Table	60"dia.		30	27.5	30	19-33	11-17	156
EL60TR	Elemental Trapezoid Table	30	60	30	27.5	30	19-33	11-17	61-65
ELHAMO	Elemental Half Moon Table	36	72	30	27.5	30	19-33	11-17	94-98
EL48CL	Elemental Clover Table	48"dia.		30	27.5	30	19-33	11-17	74-78
EL4872	Elemental Kidney Table	48	72	30	27.5	30	19-33	11-17	120-124
EL42RD	Elemental Round Table	42"dia.		30	27.5	30	19-33	11-17	64-68
EL48RD	Elemental Round Table	48"dia.		30	27.5	30	19-33	11-17	79-83
EL60RD	Elemental Round Table	60"dia.		30	27.5	30	19-33	11-17	79-83
ELHF48	Elemental Half Round Table	30	48	30	27.5	30	19-33	11-17	61-65
ELHF60	Elemental Half Round Table	30	60	30	27.5	30	19-33	11-17	70-74
<b>Square Tables</b>									
EL3636	Elemental Square Table	36	36	30	27.5	30	19-33	11-17	61-65
EL4242	Elemental Square Table	42	42	30	27.5	30	19-33	11-17	78.5-82.5
EL4848	Elemental Square Table	48	48	30	27.5	30	19-33	11-17	96-100
<b>Rectangle 24" Deep Models</b>									
EL2436	Elemental Rectangle Table	24	36	30	27.5	30	19-33	11-17	46-50
EL2448	Elemental Rectangle Table	24	48	30	27.5	30	19-33	11-17	56-60
EL2460	Elemental Rectangle Table	24	60	30	27.5	30	19-33	11-17	66-70
EL2472	Elemental Rectangle Table	24	72	30	27.5	30	19-33	11-17	76-80
<b>Rectangle 30" Deep Models</b>									
EL3048	Elemental Rectangle Table	30	48	30	27.5	30	19-33	11-17	66-70
EL3060	Elemental Rectangle Table	30	60	30	27.5	30	19-33	11-17	79-83
EL3072	Elemental Rectangle Table	30	72	30	27.5	30	19-33	11-17	99-102

Model	Description	D"	W"	SELECT LEG TYPE		WT.
				EF Fixed-Height w/ casters H"	EJ Adj. Height w/ casters H"	
NL2448	Elemental 24x48 Nest & Fold	24	48	30	29-40	82-84
NL2460	Elemental 24x60 Nest & Fold	24	60	30	29-40	95-97
NL2472	Elemental 24x72 Nest & Fold	24	72	30	29-40	111-113
NL3048	Elemental 30x48 Nest & Fold	30	48	30	29-40	93-95
NL3060	Elemental 30x60 Nest & Fold	30	60	30	29-40	109-111
NL3072	Elemental 30x72 Nest & Fold	30	72	30	29-40	126-128
NL60HR	Elemental 30x60 Half Round Nest & Fold	30	60	30	29-40	109-111

\* REMINDER: Casters are included with Elemental Nest & Fold.



Simple in form, these desks keep the focus on what matters most.



## Stable.

The Silhouette desk is a contemporary, economic solution for all classrooms. Its durable cantilevered design, adjustable legs and optional storage accessories make it a timeless favorite. Single- and two-student options are available.

## Strong.

It provides a notably strong surface that can withstand heavy loads and daily wear. A practical backpack peg is standard. Optional accessories include steel book box, wire book basket and Cascade® Storage tote trays.

## Stunning.

Sometimes, elegant simplicity is all you need in a student desk. That's where Silhouette shines.



A practical backpack peg is standard.

Model	Description	D"	W"	H"	WT.
<b>Single Student Desk</b>					
01600	Silhouette Single-Student Desk	18	24	19-31	36
01602	Silhouette Single-Student Desk, Fixed Height, w/glides	18	24	29.5	36
01603	Silhouette Single-Student Desk, Fixed Height, w/casters	18	24	29.5	36
01650	Silhouette Single-Student Desk	20	27	19-31	40
01649	Silhouette Single-Student Desk, Fixed Height, w/glides	20	27	29.5	40
01648	Silhouette Single-Student Desk, Fixed Height, w/casters	20	27	29.5	40
01670	Silhouette Single-Student Desk	24	27	22-34	
01671	Silhouette Single-Student Desk	24	30	22-34	
<b>Two Student Desks (*Available in 1 ¼" top only)</b>					
01660	Silhouette Two-Student Desk	20	48	19-31	75
01662	Silhouette Two-Student Desk, Fixed Height, w/glides	20	48	29.5	75
01664	Silhouette Two-Student Desk, Fixed Height, w/casters	20	48	29.5	75
01661	Silhouette Two-Student Desk	20	54	19-31	79
01663	Silhouette Two-Student Desk, Fixed Height, w/glides	20	54	29.5	79
01665	Silhouette Two-Student Desk, Fixed Height, w/casters	20	54	29.5	79
01675	Silhouette Two-Student Desk	24	48	22-34	
01676	Silhouette Two-Student Desk	24	54	22-34	
01677	Silhouette Two-Student Desk	24	60	22-34	

### Surface Options (with optional matching 3mm Edge Band):

	ASIAN NIGHT		FRENCH PEAR		NEW AGE OAK
	BOARDWALK OAK		FUSION MAPLE		NORTH SEA GRAY
	BUKA BARK		GREY NEBULA		PALISADES OAK
	CLASSIC LINEN		HIGH RISE		PEWTER MESH
	FLAX LINEN		MISSION MAPLE		WILD CHERRY

### Edge Color Options:

	APPLE		CHAMPAGNE		PERSIAN BLUE
	BLACK		CHARCOAL		PLATINUM
	BLUEBERRY*		FOREST GREEN*		PURPLE*
	BURGUNDY*		NAVY		RED*
	CERULEAN		ORANGE*		YELLOW*

\* Additional Lead Time

### Leg Color Options:

	BLACK		PLATINUM
--	-------	--	----------

### Top and Edge Options (Two Student Desks are available in 1 ¼" top only):

1 ¼" TOP W/ BUMPER T-MOLD NO LETTER TO FOLLOW MODEL NO.	1 ¼" TOP W/ 4MM T-MOLD D
¾" TOP W/ BULLET T-MOLD V	¾" TOP W/ 4MM T-MOLD C
1 ¼" TOP W/ 3MM - 90° CORNERS H	1 ¼" TOP W/ 3MM - ROUND CORNERS F
¾" TOP W/ 3MM - 90° CORNERS G	¾" TOP W/ 3MM - ROUND CORNERS E

# Silhouette® Student Desks

**Silhouette  
Single-Student Desk 20x27**



*Model 01650*

**Silhouette  
Single-Student Desk 24x30**



*Model 01671*

**Silhouette  
Two-Student Desk**



*Model 01661*

**Silhouette  
Arc-8 Desk**



*Model 01620*

**Silhouette  
Sequence Desk**



*Model 01659*

**Silhouette  
Curve Desk**



*Model 01654*

## Leg Options



Fixed height  
29.5"

Fixed height,  
with Caster,  
29.5"

Adjustable height,  
with optional Caster  
21-33" (18" & 20"D)  
24-36" (24"D)

Adjustable height  
on glide  
19-31" (18" & 20"D)  
or 22-34" (24"D)

Sit, stand, roll, stop.  
Multiple leg options  
for multiple  
classroom needs.



Model	Description	D"	W"	H"	WT.
<b>Arc-8 Desks</b>					
01620	Silhouette Arc-8 Desk	22	35	19-31	45
01621	Silhouette Arc-8 Desk, Fixed Height w/glides	22	35	29.5	45
01622	Silhouette Arc-8 Desk, Fixed Height w/casters	22	35	29.5	45
<b>Sequence Desk</b>					
01655	Silhouette Sequence Desk	23	31	19-31	36
01658	Silhouette Sequence Desk, Fixed Height, w/glides	23	31	29.5	36
01659	Silhouette Sequence Desk, Fixed Height, w/casters	23	31	29.5	36
<b>Curve Desk</b>					
01653	Silhouette Curve Desk	21	29	19-31	36
01654	Silhouette Curve Desk, Fixed Height, w/glides	21	29	29.5	36
01657	Silhouette Curve Desk, Fixed Height, w/casters	21	29	29.5	36
<b>Optional Accessories</b>					
17576	3" Dual-Wheel Caster Pack (Set of 4, 4 locking)-BLACK	3	70	0.5	
17577	3" Dual-Wheel Caster Pack (Set of 4, 4 locking)-COLORS	3	70	0.5	
30933	SW (Standard Width) Tote Tray w/housing	17.25	12.75	5	3.1
30935	EW (Extra Wide) Tote Tray w/housing	17.25	19	2.25	7.3
17016	Steel Bookbox for Arc Desk	15	21	3.5	6
17018	Technology Basket	13	10	2	1
17190	Steel Bookbox – for 18x24 & 20x27 desk	15	20	4	8
17200	Wire Book Basket	15	18	3.5	5

**Surface Options** (with optional matching 3mm Edge Band):

	ASIAN NIGHT		FRENCH PEAR		NEW AGE OAK
	BOARDWALK OAK		FUSION MAPLE		NORTH SEA GRAY
	BUKA BARK		GREY NEBULA		PALISADES OAK
	CLASSIC LINEN		HIGH RISE		PEWTER MESH
	FLAX LINEN		MISSION MAPLE		WILD CHERRY

**Edge Color Options:**

	APPLE		CHAMPAGNE		PERSIAN BLUE
	BLACK		CHARCOAL		PLATINUM
	BLUEBERRY*		FOREST GREEN*		PURPLE*
	BURGUNDY*		NAVY		RED*
	CERULEAN		ORANGE*		YELLOW*

\* Additional Lead Time

**Leg Color Options:**

	BLACK		PLATINUM
--	-------	--	----------

**Top and Edge Options** (Two Student Desks are available in 1 1/4" top only):

1 1/4" TOP W/ BUMPER T-MOLD NO LETTER TO FOLLOW MODEL NO.	1 1/4" TOP W/ 4MM T-MOLD D
3/4" TOP W/ BULLET T-MOLD V	3/4" TOP W/ 4MM T-MOLD C
1 1/4" TOP W/ 3MM - 90° CORNERS H	1 1/4" TOP W/ 3MM - ROUND CORNERS F
3/4" TOP W/ 3MM - 90° CORNERS G	3/4" TOP W/ 3MM - ROUND CORNERS E

## Silhouette Options



Technology Basket  
Model 17018



Steel Bookbox  
Model 17016



Tote Tray  
Model 30933



Patented backpack  
peg keeps student  
items organized, can  
be positioned inside or  
outside of either leg.



Make it mobile.  
Model 17576



Steel Bookbox  
Model 17190



A line with a contemporary aesthetic, offering great breadth and versatility.



## For a consistent design scheme.

This broad, highly customizable line can be used throughout the school. This allows you to maintain consistent colors, finishes and leg shapes, bringing unity to the school's décor.

## For collaborative learning or traditional classrooms.

Silhouette Sit+Stand desks provide functionality and choice of height to collaborative learning classrooms.

## Healthy construction.

UL GREENGUARD Gold Certified.



\* Technology Basket and Privacy Screen/Modesty Panel sold separately.

Model	Description	D"	W"	H"	WT.
<b>Silhouette Sit+Stand Desk</b>					
01630	Silhouette Sit+Stand Small Rectangular Desk	20.4	28	26-41	41
01631	Silhouette Sit+Stand Collaborative Desk	21.4	30	26-41	44
01632	Silhouette Sit+Stand Large Rectangular Desk	20.4	28	26-41	44
<b>Silhouette XL Sit+Stand Desk</b>					
01634	Silhouette XL Sit+Stand 24x30 Rectangle	24	30	26-41	48
01635	Silhouette XL Sit+Stand 24x36 Large Rectangle	24	36	26-41	52.5

\* Please note – When arranged in collaborative pods, heights of table tops may vary.

### Surface Options (with optional matching 3mm Edge Band):

	ASIAN NIGHT		FRENCH PEAR		NEW AGE OAK
	BOARDWALK OAK		FUSION MAPLE		NORTH SEA GRAY
	BUKA BARK		GREY NEBULA		PALISADES OAK
	CLASSIC LINEN		HIGH RISE		PEWTER MESH
	FLAX LINEN		MISSION MAPLE		WILD CHERRY

### Edge Color Options:

	APPLE		CHAMPAGNE		PERSIAN BLUE
	BLACK		CHARCOAL		PLATINUM
	BLUEBERRY*		FOREST GREEN*		PURPLE*
	BURGUNDY*		NAVY		RED*
	CERULEAN		ORANGE*		YELLOW*

\* Additional Lead Time

### Leg Color:

	PLATINUM
--	----------

### Top and Edge Options:

$\frac{3}{4}$ " TOP W/ BULLET T-MOLD V		$\frac{3}{4}$ " TOP W/ 4MM T-MOLD C	
$\frac{3}{4}$ " TOP W/ 3MM - 90° CORNERS G		$\frac{3}{4}$ " TOP W/ 3MM - ROUND CORNERS E	

# Silhouette® Sit+Stand Desks

**Silhouette Sit+Stand  
Small Rectangle Desk**



*Model 01630*

**Silhouette Sit+Stand  
Collaborative Desk**



*Model 01631*

**Silhouette Sit+Stand  
Large Rectangle Desk**



*Model 01632*

**Silhouette XL  
Sit+Stand Rectangle  
Desk 24x30**



*Model 01634*

**Silhouette XL  
Sit+Stand Rectangle  
Desk 24x36**



*Model 01635*

**Privacy Screen**



*Model 60099*

For Desk Models 01630, 01631 and 01632

*Model 60100*

For Desk Models 01634 and 01635

**Modesty Panel**



*Model 60099*

For Desk Models 01630, 01631 and 01632

*Model 60100*

For Desk Models 01634 and 01635

**Technology Basket**



*Model 76518*



*Flavors®  
Adjustable  
Height  
Stool*

*Flavors  
Mobile Stack  
Chair*

Maximum strength  
and stability for a wide  
variety of applications.



## Stable foundation.

What sets Planner desks and tables apart is their rock-solid bases.

- Steel legs, one at each corner, welded to two steel cross members at each corner.
- Heavy gauge steel modesty panel bolted to each leg across the front.

## Unbeatable construction.

T-Mold edge bands on Planner desks and tables are stapled every 6 inches to provide superior fastening power. The work surfaces are high-pressure laminate that stand up to heavy use.




## For collaborative learning or traditional classrooms.

Huddle desks provide tremendous durability in collaborative learning classrooms. Planner student desks offer the same strengths in traditional classrooms.

## Healthy construction.

UL GREENGUARD Gold Certified.

### Surface Options (with optional matching 3mm Edge Band):

 ASIAN NIGHT	 FRENCH PEAR	 NEW AGE OAK
 BOARDWALK OAK	 FUSION MAPLE	 NORTH SEA GRAY
 BUKA BARK	 GREY NEBULA	 PALISADES OAK
 CLASSIC LINEN	 HIGH RISE	 PEWTER MESH
 FLAX LINEN	 MISSION MAPLE	 WILD CHERRY

### Edge Color Options:

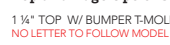


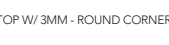

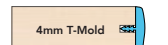


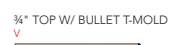




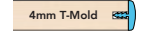


 APPLE	 CHAMPAGNE	 PERSIAN BLUE
 BLACK	 CHARCOAL	 PLATINUM
 BLUEBERRY*	 FOREST GREEN*	 PURPLE*
 BURGUNDY*	 NAVY	 RED*
 CERULEAN	 ORANGE*	 YELLOW*

\* Additional Lead Time

### Leg Color Options:

 BLACK	 PLATINUM
---	--

### Top and Edge Options (Two Student Desks are available in 1 1/4" top only):

 3/8" TOP W/ BUMPER T-MOLD NO LETTER TO FOLLOW MODEL NO.	 1 1/4" TOP W/ 4MM T-MOLD D	 1 1/4" TOP W/ 3MM - 90° CORNERS H	 1 1/4" TOP W/ 3MM - ROUND CORNERS F
 3/8" Bumper T-Mold	 4mm T-Mold	 3mm Edge	 3mm Edge
 3/4" TOP W/ BULLET T-MOLD V	 3/4" TOP W/ 4MM T-MOLD C	 3/4" TOP W/ 3MM - 90° CORNERS G	 3/4" TOP W/ 3MM - ROUND CORNERS E
 Bullet T-Mold	 4mm T-Mold	 3mm Edge	 3mm Edge

Model	Description	D"	W"	H"	WT.
<b>Huddle</b>					
01265	Planner Huddle-6 Student Desk	18	30	22-32	35
01266	Planner Huddle-8 Student Desk	18	31	22-32	36
01267	Planner Huddle-8LS Student Desk	24	31	22-32	42
<b>20" Deep Models</b>					
01272	Planner Student Desk, Single-Student	20	27	22-32	36
01274	Planner Student Desk, Single-Student	20	36	22-32	42
01279	Planner Student Desk, Single-Student	20	32	22-32	40
01276	Planner Student Desk, Two-Student	20	48	22-32	50
01278	Planner Student Desk, Two-Student	20	54	22-32	54
01280	Planner Student Desk, Two-Student	20	60	22-32	75
01284	Planner Student Desk, Two-Student	20	72	22-32	89
01295	Planner Student Desk, Three-Student	20	84	22-32	86
<b>24" Deep Models</b>					
01285	Planner Student Desk, Single-Student	24	27	22-32	42
01286	Planner Student Desk, Single-Student	24	36	22-32	50
01287	Planner Student Desk, Two-Student	24	48	22-32	61
01288	Planner Student Desk, Two-Student	24	54	22-32	67
01289	Planner Student Desk, Two-Student	24	60	22-32	84
01290	Planner Student Desk, Two-Student	24	72	22-32	98
01296	Planner Student Desk, Three-Student	24	84	22-32	98
<b>Optional Accessories</b>					
17015	Bookbox for Huddle-6 Desk	15	21	3.5	6
17016	Bookbox for Huddle-8 Desk	14	25	4.25	6
17018	Technology basket	13	10	2	1
17190	Steel Bookbox	15	20	4	8
17200	Wire Book Basket	15	18	3.5	5
30933	SW Tote Tray w/housing (for Model 01267)	17.25	12.75	5	3.1
30935	EW (Extra Wide) Tote Tray w/housing	17.25	19	2.25	7.3
17576	3" Dual-Wheel Caster, 4 Locking - Black	3" dia.		5	5
17577	3" Dual-Wheel Caster, 4 Locking - Specify Color	3" dia.		5	5



# Planner® Student Desks

**Planner Huddle-8 Student Desk**



*Model 01266*

**Planner Huddle-6 Student Desk**



*Model 01265*

**Planner Single Student Desk**



*Model 01272*

**Planner Two-Student Desk**



*Model 01290*

**Planner Two-Student Desk**



*Model 01289*

**Planner Three-Student Desk**



*Model 01295*



Platinum

## Mobile Drawer Pedestal

Steel construction, drawers lock and have an interlock system that prevents accidental tipping caused by more than one drawer opening at a time. Full extension ball bearing slides allow full access to drawer contents. Black or Platinum. With 2" dual-wheel casters.

Model	Description	D"	W"	H"	WT.
19172	Mobile Drawer Pedestal File/File	22	15.5	27.5	50
19173	Mobile Drawer Pedestal Box/Box/File	22	15.5	25.5	50



### Technology Basket



#### Model 17018

Wire basket for small electronics or books.

### Wire Book Basket



#### Model 17200

Wire Book Basket in rugged Black powder coat finish.

### Tote Trays

Cascade trays interface with Cascade Storage Units that hold totes.

- EW and SW totes work on 20 x 27 rectangles and larger.
- SW tote works with Huddle-8 LS Desk, Model 01267.



### Steel Bookbox



#### Model 17190


Durable Steel Bookbox in rugged Black or Platinum powder coat finish.



#### Optional Casters 17576


#### Cascade® Tote Compatibility

Desks	SW	EW
Planner Student	✓	✓
Planner Two-Student	✓	✓
Planner Three-Student	✓	✓
Huddle - 8 LS	✓	✗
Huddle - 6	✗	✗
Huddle - 8	✗	✗



### Cascade® Storage

The 3" EW totes can be used under select desks; Silhouette® and Planner.





Maximum strength and stability for a wide variety of classrooms.



## Stable foundation.

What sets Planner desks and tables apart is their rock-solid bases.

- Steel legs, one at each corner, welded to two steel cross members at each corner.
- Heavy gauge steel modesty panel bolted to each leg across the front.

## Planner activity tables' versatility is a strength.

- Work surfaces available in Trapezoid, Square, Round, Half-Moon and Contour shapes.
- Trespa® TopLab® Plus surfaces available for labs and art rooms.
- Modesty panels available.

## Dependability.

Lifetime warranty on the frame and legs, 12-year warranty on table and desk tops.

Model	Description	D"	W"	H"	WT.
<b>24" Deep Models</b> (*24" Deep Models will not accommodate Keyboard Trays.)					
11140	Planner Access Station, single-student	24	30	22-32	56
11141	Planner Access Station, single-student	24	36	22-32	63
11142	Planner Access Station, single-student	24	42	22-32	70
11143	Planner Access Station, two-student	24	48	22-32	76
11144	Planner Access Station, two-student	24	60	22-32	93
11145	Planner Access Station, two-student	24	72	22-32	110
11146	Planner Access Station, three-student	24	84	22-32	126
11147	Planner Access Station, 5-sided corner	24	48	22-32	112
<b>30" Deep Models</b>					
11160	Planner Access Station, single-student	30	30	22-32	72
11161	Planner Access Station, single-student	30	36	22-32	79
11162	Planner Access Station, single-student	30	42	22-32	86
11163	Planner Access Station, two-student	30	48	22-32	92
11164	Planner Access Station, two-student	30	60	22-32	109
11165	Planner Access Station, two-student	30	72	22-32	126
11166	Planner Access Station, three-student	30	84	22-32	142
11167	Planner Access Station, 5-sided corner	30	48	22-32	128

### Surface Options (with optional matching 3mm Edge Band):

	ASIAN NIGHT		FRENCH PEAR		NEW AGE OAK
	BOARDWALK OAK		FUSION MAPLE		NORTH SEA GRAY
	BUKA BARK		GREY NEBULA		PALISADES OAK
	CLASSIC LINEN		HIGH RISE		PEWTER MESH
	FLAX LINEN		MISSION MAPLE		WILD CHERRY

### Edge Color Options:

	APPLE		CHAMPAGNE		PERSIAN BLUE
	BLACK		CHARCOAL		PLATINUM
	BLUEBERRY*		FOREST GREEN*		PURPLE*
	BURGUNDY*		NAVY		RED*
	CERULEAN		ORANGE*		YELLOW*

\* Additional Lead Time

### Leg Color Options:

	BLACK		PLATINUM
--	-------	--	----------

### Top and Edge Options (Two Student Desks are available in 1 3/4" top only):

	3/8" Bumper T-Mold NO LETTER TO FOLLOW MODEL NO.		4mm T-Mold D
	3/8" TOP W/ BULLET T-MOLD V		3/8" TOP W/ 4MM T-MOLD C
	Bullet T-Mold		4mm T-Mold
	1 3/4" TOP W/ 3MM - 90° CORNERS H		1 3/4" TOP W/ 3MM - ROUND CORNERS F
	3mm Edge		3mm Edge
	3/8" TOP W/ 3MM - 90° CORNERS G		3/8" TOP W/ 3MM - ROUND CORNERS E
	3mm Edge		3mm Edge



# Planner® Tables

**Planner Lab Station**



*Model 24510*

**Planner Access Station -  
30" Deep**



*Model 11143*

**Planner Access Station  
5-Sided Corner**



*Model 11167*

**Planner  
Makerspace  
Table**



*Model 24552*

**Planner Trapezoid  
Activity Table**



*Model 25600*

**Planner Square  
Activity Table**



*Model 25610*

**Planner Round  
Activity Table**



*Model 25620*

**Planner Half Moon  
Activity Table**



*Model 25650*

**Planner Contour  
Activity Table**



*Model 25660*

**Planner  
Cluster Work Center**



*Model 24580*

**Planner  
Lab Corner Station**



*Model 24600*

**Planner Rectangle Activity  
Table 20x72**



*Model 25980*

**Planner Rectangle Activity  
Table 24x72**



*Model 25830*

**Planner Rectangle Activity  
Table 30x60**



*Model 25520*

**Planner Rectangle Activity  
Table 36x72**



*Model 25570L*

**Planner Rectangle Activity  
Table 42x60**



*Model 25700*

**Cascade® Storage**

The 3" EW totes can be used under select desks; Silhouette®, Planner, and Arc.



**Cascade® Tote Compatibility**

Desks	SW	EW
Planner Student	✓	✓
Planner Two-Student	✓	✓
Planner Three-Student	✓	✓
Huddle - 8 LS	✓	✗
Huddle - 6	✗	✗
Huddle - 8	✗	✗

**Tote Trays**

Cascade tote trays interface with Cascade Storage Units that hold totes.

- EW and SW totes work on 20 x 27 rectangles and larger.
- SW tote works with Huddle-8 LS Desk, Model 01267.

**Planner Student Desk,  
Model 01272**

shown with optional Tote Tray with Housing Model 30935.



# Planner® Tables

Model	Description	D"	W"	H"	WT.
25600	Planner Trapezoid Activity Table	30	60	24-34	90
25610	Planner Square Activity Table	48	48	24-34	133
25620	Planner Round Activity Table	42"dia.		24-34	86
25630	Planner Round Activity Table	48"dia.		24-34	98
25640	Planner Round Activity Table	60"dia.		24-34	148
25650	Planner Half Moon Activity Table	36	72	24-34	102
25660	Planner Contour Activity Table	36	72	24-34	128
25665	Planner Kidney Activity Table	48	72	24-34	149
25645	Planner Flower Activity Table	60"dia.		24-34	148
24580	Planner Cluster Work Center	35	80	22-32	125

Model	Description	D"	W"	H"	WT.
<b>24" Deep Models</b>					
24610	Planner Lab Station, single-student	24	36	22-32	56
24500	Planner Lab Station, two-student	24	48	22-32	68
24510	Planner Lab Station, two-student	24	60	22-32	80
24520	Planner Lab Station, two-student	24	72	22-32	92
24620	Planner Lab Station, three-student	24	84	22-32	104
<b>30" Deep Models</b>					
24530	Planner Lab Station, single-student	30	30	22-32	59
24630	Planner Lab Station, single-student	30	36	22-32	65
24540	Planner Lab Station, two-student	30	48	22-32	80
24550	Planner Lab Station, two-student	30	60	22-32	95
24552	Planner Makerspace Table, two-student	30	60	22-32	95
24560	Planner Lab Station, two-student	30	72	22-32	110
24570	Planner Lab Station, three-student	30	84	22-32	125
24600	Planner Lab, 6-Sided Corner Station	30	48	22-32	114

### Surface Options (with optional matching 3mm Edge Band):

	ASIAN NIGHT		FRENCH PEAR		NEW AGE OAK
	BOARDWALK OAK		FUSION MAPLE		NORTH SEA GRAY
	BUKA BARK		GREY NEBULA		PALISADES OAK
	CLASSIC LINEN		HIGH RISE		PEWTER MESH
	FLAX LINEN		MISSION MAPLE		WILD CHERRY

### Edge Color Options:

	APPLE		CHAMPAGNE		PERSIAN BLUE
	BLACK		CHARCOAL		PLATINUM
	BLUEBERRY*		FOREST GREEN*		PURPLE*
	BURGUNDY*		NAVY		RED*
	CERULEAN		ORANGE*		YELLOW*

\* Additional Lead Time

### Leg Color Options:

	BLACK		PLATINUM
--	-------	--	----------

### Top and Edge Options (Two Student Desks are available in 1 1/4" top only):

1 1/4" TOP W/ BUMPER T-MOLD NO LETTER TO FOLLOW MODEL NO.	1 1/4" TOP W/ 4MM T-MOLD D	1 1/4" TOP W/ 3MM - 90° CORNERS H	1 1/4" TOP W/ 3MM - ROUND CORNERS F
3/4" TOP W/ BULLET T-MOLD V	3/4" TOP W/ 4MM T-MOLD C	3/4" TOP W/ 3MM - 90° CORNERS G	3/4" TOP W/ 3MM - ROUND CORNERS E

Model	Description	D"	W"	H"	WT.
<b>20" Deep Models</b>					
25950	Planner Activity Table Rectangle	20	36	24-34	58
25960	Planner Activity Table Rectangle	20	48	24-34	64
25970	Planner Activity Table Rectangle	20	60	24-34	73
25980	Planner Activity Table Rectangle	20	72	24-34	86
25990	Planner Activity Table Rectangle	20	90	24-34	108
<b>24" Deep Models</b>					
25800	Planner Activity Table Rectangle	24	36	24-34	60
25810	Planner Activity Table Rectangle	24	48	24-34	69
25820	Planner Activity Table Rectangle	24	60	24-34	76
25830	Planner Activity Table Rectangle	24	72	24-34	105
25840	Planner Activity Table Rectangle	24	90	24-34	122
<b>30" Deep Models</b>					
25500	Planner Activity Table Rectangle	30	36	24-34	76
25510	Planner Activity Table Rectangle	30	48	24-34	90
25520	Planner Activity Table Rectangle	30	60	24-34	104
25530	Planner Activity Table Rectangle	30	72	24-34	120
25540	Planner Activity Table Rectangle	30	90	24-34	137
<b>36" Deep Models</b>					
25550	Planner Activity Table Rectangle	36	48	24-34	102
25560	Planner Activity Table Rectangle	36	60	24-34	118
25570	Planner Activity Table Rectangle	36	72	24-34	135
25580	Planner Activity Table Rectangle	36	90	24-34	158
<b>42" Deep Models</b>					
25590	Planner Activity Table Rectangle	42	90	24-34	195
25700	Planner Activity Table Rectangle	42	60	24-34	143
25710	Planner Activity Table Rectangle	42	72	24-34	163
<b>48" Deep Models</b>					
25720	Planner Activity Table Rectangle	48	60	24-34	159
25730	Planner Activity Table Rectangle	48	72	24-34	181
25740	Planner Activity Table Rectangle	48	90	24-34	215
<b>Optional Legs for Planner Activity (do not fit 20", 42" or 48" depth tables).</b>					
• Low range available in 15-24"h. Add <b>L</b> following model number. Available in Black and Platinum frame only. Longer lead time applies.					
<b>Optional Legs for 30" and 36" Deep Models:</b>					
• Fixed height leg available in 29.5"h. Add <b>X</b> following model number. Available in Black only. Longer lead time applies.					



Make it mobile.  
Model 17576



**ADD  
POWER**

# S P O R T S



Numbers™  
Stack  
Chair

# Planner® Accessories

## Planner Activity Legsets



### 1. Standard Legset

- Adjustable from 24"-34", features 1" leveling glides to assure a steady table on uneven floors.
- Black and Platinum frame only.
- Accepts caster, Model 17576 or 17577.



### 2. High Leg Inserts

- For tables 30" and 36" deep and larger.
- Order special leg insert set for adjustment from 30.25"-40.25" high.
- 4 pack.
- Accepts casters, Model 17576 or 17577.
- Model 17500



### 3. Short Adjustable Legset

- Designed for Early Childhood use, this option allows height adjustability from 15"-24" in 1" increments.
- Features 1" leveling glides.
- Available on select Planner 24", 30" & 36" depth tables.
- Add **L** following model number.
- Black and Platinum frame only.
- Longer lead time may apply.



### 4. Fixed Height Legset

- Set at 29.5", features 1" leveling glides to assure a steady table on uneven floors.
- Available on select Planner models. 30" and 36" depths only.
- Black only.
- Add **X** following model number.
- Does not accept casters.
- Longer lead time may apply.



## Planner Rectangle Modesty Panel

Designed to complement tables in the Interchange and Planner lines. Order it in any of 14 standard laminate colors, 20 edge colors.

Model	Description	WT.
<b>Accessories</b>		
17201	Planner Rectangle Modesty Panel for 36"w Table	18
17202	Planner Rectangle Modesty Panel for 48"w Table	24
17203	Planner Rectangle Modesty Panel for 60"w Table	30
17204	Planner Rectangle Modesty Panel for 72"w Table	36
17205	Planner Rectangle Modesty Panel for 90"w Table	44



## Casters

Add easy mobility to Planner Student Desks and Planner Computer Stations with these casters. Choose a set of two for wheelbarrow mobility, or a set of four for level mobility.

Model	Description	D"	H"	WT.
17576	3" Dual-Wheel Caster Set of 4, 4 locking. BLACK.	3" dia.	3"	5
17577	3" Dual-Wheel Caster Set of 4, 4 locking. COLOR	3" dia.	3"	5
17554	4" Dual-Wheel Caster Set of 4, 2 locking. BLACK.	4" dia.	4"	5

\* Model 17554, not for wheelbarrowing.

Model 17577 comes in your choice of Apple, Cerulean, Charcoal, Orange \*

\* Additional Lead Time



## Adjustable Keyboard Shelf

Features 6" height adjustment with 10° tilt and 180° swivel with easy single control. 11"d x 28"w steel tray has padded palm rest.

Model	Description	D"	W"	H"	WT.
17620	Pull-out Keyboard Adjustable Height	17	28	6	20
17622	Pull-out Keyboard Adjustable Height	17	20	6	20

\*24" deep Planner Access models will not accommodate Keyboard Trays.



## Pull-Out Knee Drawer

Store your essentials out of sight with this pull-out drawer for Acrobat Desks. Black molded drawer mounts under work surface. Molded pencil area 18"d. Drawer height 1.875". Inside width 20.5".

Model	Description	D"	W"	H"	WT.
17342	Center Drawer for Acrobat	18	23	1.875	5



## Other Available Accessories



### Flat Panel Mount

#### Tilt & Swivel Model 17351

Tilts, swivels and is height adjustable to optimize user ergonomics.



### Flat Panel Mount

#### Swing-Out Arm with Tilt & Swivel Model 17352

It can be tilted, swiveled, raised, lowered and moved closer to the user. Bolt-On model shown.



### Spring-Loaded Flat Mount

#### Spring-Loaded Mount Model 17655

It can be tilted, swiveled, raised, lowered and moved closer to the user. Spring loaded arm enables one-handed adjustments.

Model	Description		D"	W"	H"	WT.
17351	Flat Panel Mount	Tilt & Swivel Model	7	5	18	6
17352	Flat Panel Mount Swing-out Arm (Bolt-On)	Tilt & Swivel Model	7	5	18	8
17655	Flat Panel Mount	Spring Loaded Model	5	5	21	11



## ADD POWER

This symbol indicates you can add power to select tables.



Model 17081



Model 17084

### Access Station Power Strips

Model	Description	D"	W"	H"	WT.
17081	6 Outlet Electric Strip w/Surge, 4' Cord	3	3	12	4
17084	10 Outlet Electric Strip w/Surge, 15' Cord	3	8	12	5



### Flat Power Module

Shown, Model 017098 SLV  
1 power, 1 Twin USB port



### Soft Touch Dome Power Module

Shown, Model 017079  
BLA 2 power, 1 Twin USB port, 1 power cord



### Clamp-On Power Module

4 plug power outlet with 10 ft cord

Model	Description
017098 SLV	1 power, 1 Twin USB port
017097 SLV	2 power

Model	Description
017079 BLA	2 power, 1 Twin USB port
017078 BLA	3 power

Model	Description	D"	W"	H"
17107	4 power	2.8	6.6	3.3



### Surface Power Module

Shown, Model 017093 SLV  
4 power



### Retractable Power Module

Shown, Model 017085 SLV  
2 power, 2 Twin USB ports



### Retractable Mini Power Module

2 power

Model	Description	D"	W"	H"
017093 SLV	4 power	3	8	.11
017086 SLV	2 power, 4 USB	3	8	.11

Model	Description	D"	W"	H"
017085 SLV	2 power, 4 USB	4.43	8.25	1.34
017092 SLV	4 power	4.43	8.25	1.34

Model	Description	D"	W"	H"
017091 SLV	2 power	3.7	3.7	1.17

# Planner® Science Tables




## Planner Science Table with Laminate Top

Model	Description		D"	W"	H"	WT.
11260	Planner Science Table	Laminate Top	24	48	24-34	85
11263	Planner Science Table	Laminate Top	24	54	24-34	90
11266	Planner Science Table	Laminate Top	24	60	24-34	95
11269	Planner Science Table	Laminate Top	24	72	24-34	110

Graphite Nebula is available in these sizes only at no upcharge.  
If over 20 are ordered on other models the upcharge will be waived.

### Base Color Options:




## Planner Butcher Block Table

Model	Description	D"	W"	H"	WT.
25521	Planner Butcher Block Table	30	60	24-34	143

### Top:



### Base Color Options:



## Trespa® TopLab® Plus Planner Science Table

Model	Description	D"	W"	H"	WT.
<b>24" Deep Models</b>					
11262	Trespa TopLab Plus Planner Science Table	24	48	23.25-33.25	112
11265	Trespa TopLab Plus Planner Science Table	24	54	23.25-33.25	122
11268	Trespa TopLab Plus Planner Science Table	24	60	23.25-33.25	130
11271	Trespa TopLab Plus Planner Science Table	24	72	23.25-33.25	152
<b>30" Deep Models</b>					
11288	Trespa TopLab Plus Planner Science Table	30	60	23.25-33.25	152
<b>42" Deep Models</b>					
25705	Trespa TopLab Plus Planner Science Table	42	60	23.25-33.25	180
25715	Trespa TopLab Plus Planner Science Table	42	72	23.25-33.25	202
<b>48" Deep Models</b>					
25725	Trespa TopLab Plus Planner Science Table	48	60	23.25-33.25	240
25735	Trespa TopLab Plus Planner Science Table	48	72	23.25-33.25	284

### Top:



### Base Color Options:



Make it mobile.  
Model 17576

## Planner Science Table with Laminate Top



Model 11266

## Planner Butcher Block Table 30x60



Model 25521

## Trespa TopLab Plus Planner Science Table



Model 25705



Tables that meet the  
demanding needs of today's  
creative learning spaces.



## Unbeatable construction.

Every student deserves an unshakable foundation for learning. Planner Studio tables deliver via a heavy-duty, steel frame and leg system.

## Offering flexibility, functionality and mobility.

These tables are designed to meet the needs of today's creative learning spaces. This line is suited to a variety of subjects, including art, maker labs, STEM learning, and more.

## Maximum strength and stability.

The Planner Studio table and bench combo is setting a new standard for modern collaboration. With single or double seating options, the Planner Studio bench is as versatile as it is colorful, quickly adapting to any learning environment.

### Planner® Studio Leg Color Options:



### Surface Options (with matching 3mm Edge Band):




### Butcher Block Top:



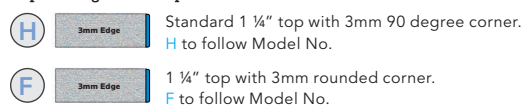
\* Butcher Block Top available on select table sizes. See page 133.

### Whiteboard Top (upcharge applies):



\* Whiteboard laminate surface has a 1-year warranty.

### Top and Edge Profile Options:



\*T-molded edges available, no letter to follow Model No.

## Planner Studio Tables - 36" & 42" Deep

Model	Description	D"	W"	H"	WT.
<b>36" Deep Models</b>					
25200H	Planner Studio Table – 36" Deep, w/casters	36	48	29	112
25201H	Planner Studio Table – 36" Deep, w/glides	36	48	29	112
25202H	Planner Studio Table – 36" Deep, w/casters	36	48	36	115
25203H	Planner Studio Table – 36" Deep, w/glides	36	48	36	115
25204H	Planner Studio Table – 36" Deep, w/casters	36	48	40	119
25205H	Planner Studio Table – 36" Deep, w/glides	36	48	40	119
25206H	Planner Studio Table – 36" Deep, w/casters	36	60	29	127
25207H	Planner Studio Table – 36" Deep, w/glides	36	60	29	127
25208H	Planner Studio Table – 36" Deep, w/casters	36	60	36	130
25209H	Planner Studio Table – 36" Deep, w/glides	36	60	36	130
25210H	Planner Studio Table – 36" Deep, w/casters	36	60	40	134
25211H	Planner Studio Table – 36" Deep, w/glides	36	60	40	134
25212H	Planner Studio Table – 36" Deep, w/casters	36	72	29	143
25213H	Planner Studio Table – 36" Deep, w/glides	36	72	29	143
25214H	Planner Studio Table – 36" Deep, w/casters	36	72	36	146
25215H	Planner Studio Table – 36" Deep, w/glides	36	72	36	146
25216H	Planner Studio Table – 36" Deep, w/casters	36	72	40	150
25217H	Planner Studio Table – 36" Deep, w/glides	36	72	40	150
<b>42" Deep Models</b>					
25218H	Planner Studio Table – 42" Deep, w/casters	42	48	29	120
25219H	Planner Studio Table – 42" Deep, w/glides	42	48	29	120
25220H	Planner Studio Table – 42" Deep, w/casters	42	48	36	123
25221H	Planner Studio Table – 42" Deep, w/glides	42	48	36	123
25222H	Planner Studio Table – 42" Deep, w/casters	42	48	40	127
25223H	Planner Studio Table – 42" Deep, w/glides	42	48	40	127
25224H	Planner Studio Table – 42" Deep, w/casters	42	60	29	138
25225H	Planner Studio Table – 42" Deep, w/glides	42	60	29	138
25226H	Planner Studio Table – 42" Deep, w/casters	42	60	36	141
25227H	Planner Studio Table – 42" Deep, w/glides	42	60	36	141
25228H	Planner Studio Table – 42" Deep, w/casters	42	60	40	145
25229H	Planner Studio Table – 42" Deep, w/glides	42	60	40	145
25230H	Planner Studio Table – 42" Deep, w/casters	42	72	29	156
25231H	Planner Studio Table – 42" Deep, w/glides	42	72	29	156
25232H	Planner Studio Table – 42" Deep, w/casters	42	72	36	159
25233H	Planner Studio Table – 42" Deep, w/glides	42	72	36	159
25234H	Planner Studio Table – 42" Deep, w/casters	42	72	40	163
25235H	Planner Studio Table – 42" Deep, w/glides	42	72	40	163

## Accessories

Model	Description	WT.
<b>Second Surface Shelf Kits</b> (Shelf Kit is finished in Gray only) for 36" and 40" h		
77250G	Second Surface Kit for 48" w – 36" d/42" d Studio Tables	41
77251G	Second Surface Kit for 60" w – 36" d/42" d Studio Tables	45
77252G	Second Surface Kit for 72" w – 36" d/42" d Studio Tables	57
77253G	Second Surface Kit for 48" d x 48" w/Studio Tables	51
77254G	Second Surface Kit for 48" d x 60" w/Studio Tables	57
77255G	Second Surface Kit for 48" d x 72" w/Studio Tables	71
<b>Foot Rests</b> (for 36" h & 40" h Planner Studio Tables, Platinum only)		
77244	(x2) 48" w Planner Studio Foot Rest	19
77245	(x2) 60" w Planner Studio Foot Rest	21
77246	(x2) 72" w Planner Studio Foot Rest	26

# Planner® Studio Fixed Height Tables

**Planner Studio 36x60**



*Model 25210TRESPA*

**Planner Studio 48x72**



*Model 25250H*

**Planner Studio 48x60**



*Model 25246H*

**Planner Studio 36x72**



*Model 25212BUTCHER*

**Planner Studio 48x48**



*Model 25239BUTCHER*

**Planner Studio Bench**



*Model 25273H*

*Model 25271H*

*Model 25272H*

*Model 25270H*



## Planner Studio Tables - 48" Deep

Model	Description	D"	W"	H"	WT.
<b>48" Deep Models</b>					
25236H	Planner Studio Table – 48" Deep, w/casters	48	48	29	143
25237H	Planner Studio Table – 48" Deep, w/glides	48	48	29	143
25238H	Planner Studio Table – 48" Deep, w/casters	48	48	36	146
25239H	Planner Studio Table – 48" Deep, w/glides	48	48	36	146
25240H	Planner Studio Table – 48" Deep, w/casters	48	48	40	150
25241H	Planner Studio Table – 48" Deep, w/glides	48	48	40	150
25242H	Planner Studio Table – 48" Deep, w/casters	48	60	29	165
25243H	Planner Studio Table – 48" Deep, w/glides	48	60	29	165
25244H	Planner Studio Table – 48" Deep, w/casters	48	60	36	168
25245H	Planner Studio Table – 48" Deep, w/glides	48	60	36	168
25246H	Planner Studio Table – 48" Deep, w/casters	48	60	40	172
25247H	Planner Studio Table – 48" Deep, w/glides	48	60	40	172
25248H	Planner Studio Table – 48" Deep, w/casters	48	72	29	188
25249H	Planner Studio Table – 48" Deep, w/glides	48	72	29	188
25250H	Planner Studio Table – 48" Deep, w/casters	48	72	36	191
25251H	Planner Studio Table – 48" Deep, w/glides	48	72	36	191
25252H	Planner Studio Table – 48" Deep, w/casters	48	72	40	195
25253H	Planner Studio Table – 48" Deep, w/glides	48	72	40	195

## Planner Studio Tables - Butcher Block

Model	Description	D"	W"	H"	WT.
<b>36" x 72" Butcher Block Models</b>					
25212BUTCHER	Planner Studio 36"x72" Butcher Block Table w/casters	36	72	29	174
25213BUTCHER	Planner Studio 36"x72" Butcher Block Table w/glides	36	72	29	174
25214BUTCHER	Planner Studio 36"x72" Butcher Block Table w/casters	36	72	36	177
25215BUTCHER	Planner Studio 36"x72" Butcher Block Table w/glides	36	72	36	177
25216BUTCHER	Planner Studio 36"x72" Butcher Block Table w/casters	36	72	40	181
25217BUTCHER	Planner Studio 36"x72" Butcher Block Table w/glides	36	72	40	181
<b>48" x 48" Butcher Block Models</b>					
25236BUTCHER	Planner Studio 48" Butcher Block Table w/casters	48	48	29	143
25237BUTCHER	Planner Studio 48" Butcher Block Table w/glides	48	48	29	143
25238BUTCHER	Planner Studio 48" Butcher Block Table w/casters	48	48	36	146
25239BUTCHER	Planner Studio 48" Butcher Block Table w/glides	48	48	36	146
25240BUTCHER	Planner Studio 48" Butcher Block Table w/casters	48	48	40	150
25241BUTCHER	Planner Studio 48" Butcher Block Table w/glides	48	48	40	150

## Accessories

Model	Description	WT.
<b>Second Surface Shelf Kits</b> (for 36"h and 40"h, Gray only)		
77253G	Second Surface Kit for 48"d x 48"w Studio Tables	51
77254G	Second Surface Kit for 48"d x 60"w Studio Tables	57
77255G	Second Surface Kit for 48"d x 72"w Studio Tables	71
<b>Foot Rests</b> (for 36"h and 40"h, Platinum only)		
77244	(x2) 48" w Planner Studio Foot Rest	19
77245	(x2) 60" w Planner Studio Foot Rest	21
77246	(x2) 72" w Planner Studio Foot Rest	26
<b>Power Strip</b>		
77248	Planner Studio Power Strip	4
<b>Backpack Hook</b> (Not compatible with Trespa top models)		
77249	Planner Studio Backpack Hook	2

## Planner Studio Bench

Model	Description	D"	W"	H"	WT.
<b>Single Benches</b> 12" Deep					
25270H	12x46 Single Bench	17	46	18	50
25270BUTCHER	12x46 Single Bench (Butcher Block)	17	46	18	55
25271H	12x58 Single Bench	17	58	18	59
25271BUTCHER	12x58 Single Bench (Butcher Block)	17	58	18	66
<b>Double Benches</b> 24.5" Deep					
25272H	24.5x46 Double Bench	25.5	46	18	83
25272BUTCHER	24.5x46 Double Bench (Butcher Block)	25.5	46	18	93
25273H	24.5x58 Double Bench	25.5	58	18	101
25273BUTCHER	24.5x58 Double Bench (Butcher Block)	25.5	58	18	115

### Planner Studio Double Bench



Model 25273H

### Planner Studio Single Bench



Model 25271H



# Planner® Studio Adjustable Tables

Model	Description	D"	W"	H"	WT.
<b>30" Deep Tables</b>					
25254	Planner Studio Table – 30" Deep, w/casters	30	48	29-40	95
25255	Planner Studio Table – 30" Deep, w/glides	30	48	29-40	99
25256	Planner Studio Table – 30" Deep, w/casters	30	60	29-40	107
25256BUTCHER	Planner Studio 30x60 - Adjustable-Height w/casters	30	60	29-40	115
25257	Planner Studio Table – 30" Deep, w/glides	30	60	29-40	111
25257BUTCHER	Planner Studio 30x60 - Adjustable-Height w/glides	30	60	29-40	119
25258	Planner Studio Table – 30" Deep, w/casters	30	72	29-40	119
25259	Planner Studio Table – 30" Deep, w/glides	30	72	29-40	122
<b>Low-Range Tables</b>					
25264	Planner Studio Low-Range Table – 30" Deep, w/casters	30	48	21-29	
25265	Planner Studio Low-Range Table – 30" Deep, w/glides	30	48	21-29	
25266	Planner Studio Low-Range Table – 30" Deep, w/casters	30	60	21-29	
25267	Planner Studio Low-Range Table – 30" Deep, w/glides	30	60	21-29	
25268	Planner Studio Low-Range Table – 30" Deep, w/casters	30	72	21-29	
25269	Planner Studio Low-Range Table – 30" Deep, w/glides	30	72	21-29	
<b>Foot Rests (for 30" d Planner Studio Tables, Platinum only - Foot Rests not compatible with Low Range Inserts.)</b>					
70004	(x1) 48" w Planner Studio Foot Rest				19
70005	(x1) 60" w Planner Studio Foot Rest				21
70006	(x1) 72" w Planner Studio Foot Rest				26
<b>Single Benches 12" Deep</b>					
25270H	12x46 Single Bench	17	46	18	50
25270BUTCHER	12x46 Single Bench (Butcher Block)	17	46	18	55
25271H	12x58 Single Bench	17	58	18	59
25271BUTCHER	12x58 Single Bench (Butcher Block)	17	58	18	66
<b>Double Benches 24.5" Deep</b>					
25272H	24.5x46 Double Bench	25.5	46	18	83
25272BUTCHER	24.5x46 Double Bench (Butcher Block)	25.5	46	18	93
25273H	24.5x58 Double Bench	25.5	58	18	101
25273BUTCHER	24.5x58 Double Bench (Butcher Block)	25.5	58	18	115

## Surface Options (with matching 3mm Edge Band):

 ASIAN NIGHT	 FRENCH PEAR	 NEW AGE OAK
 BOARDWALK OAK	 FUSION MAPLE	 NORTH SEA GRAY
 BUKA BARK	 GREY NEBULA	 PALISADES OAK
 CLASSIC LINEN	 HIGH RISE	 PEWTER MESH
 FLAX LINEN	 MISSION MAPLE	 WILD CHERRY

## Butcher Block Top:

 1 3/4" BIRCHWOOD\*

\* Butcher Block Top available on select table sizes.

## Whiteboard Top (upcharge applies):


 WHITEBOARD\*  
NORTH SEA GRAY 3MM EDGE

\* Whiteboard laminate surface has a 1-year warranty.

## Planner® Studio Leg Color Options:

 PLATINUM

## Top and Edge Profile Options:

 Standard 1 1/4" top with 3mm 90 degree corner.  
H to follow Model No.

 1 1/4" top with 3mm rounded corner.  
F to follow Model No.

\*T-molded edges available, no letter to follow Model No.

## Trespa® TopLab® Frame Color Options:

 BLACK  PLATINUM

## Trespa Color:

 BLACK

## Planner® Studio Bench Leg Color Options:

 APPLE  CHARCOAL  ORANGE\*  
 CERULEAN  PLATINUM

\* Additional Lead Time

## Planner® Studio Bench Laminate Color Options (with matching 3mm Edge Band):

 ASIAN NIGHT	 FRENCH PEAR	 NEW AGE OAK
 BOARDWALK OAK	 FUSION MAPLE	 NORTH SEA GRAY
 BUKA BARK	 GREY NEBULA	 PALISADES OAK
 CLASSIC LINEN	 HIGH RISE	 PEWTER MESH
 FLAX LINEN	 MISSION MAPLE	 WILD CHERRY

## Butcher Block Bench Option:

 1 3/4" BIRCHWOOD



Planner Studio 30x60



*Model 25256H*

Planner Studio 30x60



*Model 25256BUTCHER*



Groove®  
Fixed Height  
Stool

# Planner® Studio Science Tables

## Planner Studio Tables — 36" Deep Trespa®

Model	Description	D"	W"	H"	WT.
<b>Science Tables</b>					
25206TRESPA	Planner Studio Science Table w/casters	36	60	28.25	127
25207TRESPA	Planner Studio Science Table w/glides	36	60	28.25	127
25208TRESPA	Planner Studio Science Table w/casters	36	60	35.25	130
25209TRESPA	Planner Studio Science Table w/glides	36	60	35.25	130
25210TRESPA	Planner Studio Science Table w/casters	36	60	39.25	134
25211TRESPA	Planner Studio Science Table w/glides	36	60	39.25	134
25212TRESPA	Planner Studio Science Table w/casters	36	72	28.25	143
25213TRESPA	Planner Studio Science Table w/glides	36	72	28.25	143
25214TRESPA	Planner Studio Science Table w/casters	36	72	35.25	146
25215TRESPA	Planner Studio Science Table w/glides	36	72	35.25	146
25216TRESPA	Planner Studio Science Table w/casters	36	72	39.25	150
25217TRESPA	Planner Studio Science Table w/glides	36	72	39.25	150

Backpack hook not compatible with Trespa model.

### Planner Studio 36" Deep Trespa® Leg Color Options:



### Trespa® Color:



## Planner Studio Fixed Height Science Table 36x60



Model 25206TRESPA

## Planner Studio Tables — 30" Deep Trespa

Model	Description	D"	W"	H"	WT.
25256TRESPA	Planner Studio 30x60 Adjustable Height w/casters	30	60	28.25-39.25	107
25257TRESPA	Planner Studio 30x60 Adjustable Height w/glides	30	60	28.25-39.25	111
25258TRESPA	Planner Studio 30x72 Adjustable Height w/casters	30	72	28.25-39.25	119
25259TRESPA	Planner Studio 30x72 Adjustable Height w/glides	30	72	28.25-39.25	122

### Planner Studio 30" Deep Trespa Leg Color:



### Trespa Color:



## Planner Studio Adjustable Science Table 30x60



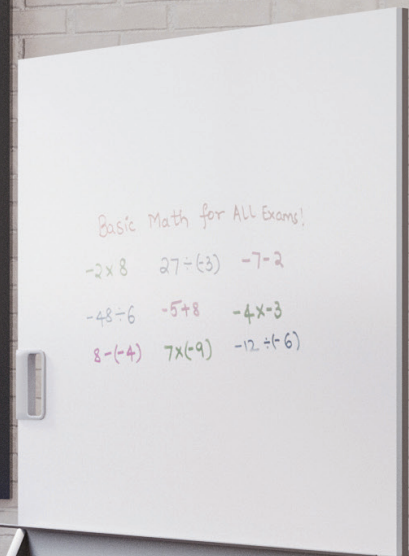
Model 25256TRESPA





Groove®  
Stack Chair

Everything  
Cart



## Messages in motion.

The Planner Studio Whiteboard perfectly complements our Planner Studio line of tables to create an unique and creative environment for today's learners. It provides a sophisticated looking two-sided laminated writing surface and includes a small shelf located on both sides to hold markers and erasers.

## For collaborative learning or traditional classrooms.

The Planner Studio Whiteboard is ideal for all kinds of classroom activities. The heavy duty construction contributes to a sturdy work surface.

## Quality.

The frame consists of two fully welded leg segments made from 14-gauge steel.

Model	Description	D"	W"	H"	WT.
25260G	Planner Studio Mobile Whiteboard 29" Fixed Height w/casters	26	42	72	105

### Base Color Options:



3/4" TOP W/ 3MM - 90° CORNERS



Unique spaces to allow  
students to share ideas.



## Plug in, recharge and collaborate.

Café Tables are a popular choice for creating casual meeting areas in commons, libraries and classrooms. Students can gather and collaborate in a more laid back atmosphere.

## Single base meeting tables.

Start by choosing (1) a top, (2) then choose from five heights: 42" Standing Height, 40" Working Height, 36" K-8 Standing Height, 29" Sitting Height or 16" Coffee Height. Next, choose from Circular or Crisscross base styles. 42", 40" and 36" Standing Height models offer Backpack hooks, standard. (3) Choose optional power for the top, power cord runs out bottom of base. 1 1/4" thick top available in all standard finishes. Bases available in Platinum or Black.

CAFE BASE COMPATIBILITY CHART/RECOMMENDED PAIRING

	24" Circular	30" Circular	24" Crisscross	30" Crisscross
Round 30" dia.	✓		✓	
Round 36" dia.	✓			✓
Round 42" dia.		✓		✓
Round 48" dia.		✓		✓
Square 30x30	✓			✓
Square 36x36		✓		

### Surface Options:

 ASIAN NIGHT	 FRENCH PEAR	 NEW AGE OAK
 BOARDWALK OAK	 FUSION MAPLE	 NORTH SEA GRAY
 BUKA BARK	 GREY NEBULA	 PALISADES OAK
 CLASSIC LINEN	 HIGH RISE	 PEWTER MESH
 FLAX LINEN	 MISSION MAPLE	 WILD CHERRY

### Edge Color Options:

 APPLE	 CHAMPAGNE	 PERSIAN BLUE
 BLACK	 CHARCOAL	 PLATINUM
 BLUEBERRY*	 FOREST GREEN*	 PURPLE*
 BURGUNDY*	 NAVY	 RED*
 CERULEAN	 ORANGE*	 YELLOW*

\* Additional Lead Time

### Base Color Options:

 BLACK	 PLATINUM
---	--

## 1) Café Top — Choose Table Top

Model	Description	D"	W"	H"	WT.
<b>Square Café Table Tops</b>					
01501	Square top only	30	30		29
01503	Square top only	36	36		42
<b>Round Café Table Tops</b>					
01502	Round top only	30" dia.			25
01504	Round top only	36" dia.			33
01506	Round top only	42" dia.			45
01507	Round top only	48" dia.			58

\*View Chart for Base Compatibility and Recommended Pairing.

## 2) Café Base — Choose Base

Model	Description	D"	W"	H"	WT.
<b>Circular Bases</b>					
01450	24" Circular Base Coffee Table Height	24" dia.		16	38
01451	24" Circular Base Sitting Height	24" dia.		29	39
01452	24" Circular Base K-8 Standing Height	24" dia.		36	42
01466	24" Circular Base Working Height	24" dia.		40	43
01453	24" Circular Base Standing Height	24" dia.		42	45
01454	30" Circular Base Coffee Table Height	30" dia.		16	55
01455	30" Circular Base Sitting Height	30" dia.		29	56
01456	30" Circular Base K-8 Standing Height	30" dia.		36	59
01467	30" Circular Base Working Height	30" dia.		40	60
01457	30" Circular Base Standing Height	30" dia.		42	62
<b>Crisscross Bases</b>					
01458	24" Crisscross Base Coffee Table Height	24" dia.		16	16
01459	24" Crisscross Base Sitting Height	24" dia.		29	17
01460	24" Crisscross Base K-8 Standing Height	24" dia.		36	20
01468	24" Crisscross Base Working Height	24" dia.		40	22
01461	24" Crisscross Base Standing Height	24" dia.		42	23
01462	30" Crisscross Base Coffee Table Height	30" dia.		16	20
01463	30" Crisscross Base Sitting Height	30" dia.		29	21
01464	30" Crisscross Base K-8 Standing Height	30" dia.		36	24
01469	30" Crisscross Base Working Height	30" dia.		40	26
01465	30" Crisscross Base Standing Height	30" dia.		42	27

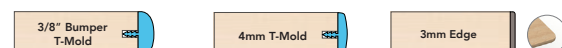
## 3) Café Power — Choose Surface Power

Model	Description	F.C.	Cube	WT.
017097	Flat Surface Power Module 2 Power	70	.25	.5
017098	Flat Surface Power Module 1 Power/1 Twin USB	70	.25	.5
017079	Soft Touch Dome 2 Power/1 Twin USB	70	.25	.5
017078	Soft Touch Dome 3 Power	70	.25	.5



### Top and Edge Options:

1 1/4" TOP W/ BUMPER T-MOLD NO LETTER TO FOLLOW MODEL NO. D  
 1 1/4" TOP W/ 4MM T-MOLD D  
 1 1/4" TOP W/ 3MM - ROUND CORNERS F



# Single Base Pedestal Café Tables Meeting

**30" Square Café Table**



*Model 01501 and 01465*

**30" Round Café Table**



*Model 01502 and 01461*

**36" Square Café Table**



*Model 01503 and 01457*

**36" Round Café Table**



*Model 01504 and 01453*

**42" Round Café Table**



*Model 01506 and 01463*

**48" Round Café Table**



*Model 01507 and 01455*

\* All tables shown with Power Module, Model 017097.







Collaboration  
begins right here.




## More options for collaborative and distance learning.

From now on, students will be working together on all of their academic subjects. In some cases, they may work on two or more subjects at the same time. Additionally, more and more students are participating in “distance learning,” receiving lectures or instruction via video from teachers located away from the classroom. These new methods for learning require new resources, created expressly to facilitate their instruction. The wide variety of Smith System meeting tables addresses both traditional and emerging needs (with special attention paid to connectivity) identified for classrooms, labs and commons areas.

## Double base meeting tables.

Designed to accommodate four to six people, these tables with sleek contemporary looks can be used for small group work, distance learning or admin areas. They also offer the option of integrated power and USB connectivity, conveniently located on the work surfaces. Choose (1) a top, (2) then choose from five heights: 42” Standing Height, 40” Working Height, 36” K-8 Standing Height, 29” Sitting Height or 16” Coffee Height. Next, choose from Circular or Crisscross base styles. 42”, 40” and 36” Standing Height models offer Backpack hooks, standard. (3) Choose optional power for the top, power cord runs out bottom of base. 1 ¼” thick top available in all standard finishes. Bases available in Platinum or Black. Double Cafe tables use two bases.

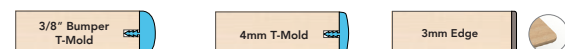


### Top and Edge Options:

1 ¼" TOP W/ BUMPER T-MOLD  
NO LETTER TO FOLLOW MODEL NO.

1 ¼" TOP W/ 4MM T-MOLD  
D

1 ¼" TOP W/ 3MM - ROUND CORNERS  
F



### 1) Double Café Top — Choose Table Top

Model	Description		D"	W"	H"	WT.
<b>Double Column Café Table Tops</b>						
01520	Peanut top only	requires two bases	36	72		70
01524	Rectangle top only	requires two bases	36	72		84
01527	Oval top only	requires two bases	42	72		77
01522	Racetrack top only	requires two bases	36	72		75
01531	48"dx60"w Multimedia top only	requires two bases	48	60		85
01555	42"dx72"w Multimedia top only	requires two bases	42	72		92

Choose base

*\*Specify two bases per top, prices are for one base.*

### 2) Café Base — Order Two Bases — Choose from 5 Heights

Model	Description		D"	W"	H"	WT.
<b>Circular Bases</b>						
01450	24"dia. Circular Base	Coffee Table Height	24"dia.	16		38
01451	24"dia. Circular Base	Sitting Height	24"dia.	29		39
01452	24"dia. Circular Base	K-8 Standing Height	24"dia.	36		42
01466	24"dia. Circular Base	Working Height	24"dia.	40		21.5
01453	24"dia. Circular Base	Standing Height	24"dia.	42		45
<b>Crisscross Bases</b>						
01458	24"dia. Crisscross Base	Coffee Table Height	24"dia.	16		16
01459	24"dia. Crisscross Base	Sitting Height	24"dia.	29		17
01460	24"dia. Crisscross Base	K-8 Standing Height	24"dia.	36		20
01468	24"dia. Crisscross Base	Working Height	24"dia.	40		22
01461	24"dia. Crisscross Base	Standing Height	24"dia.	42		23

### 3) Café Power — Choose Surface Power

Model	Description		WT.
017097	Flat Surface Power Module	2 Power	.5
017098	Flat Surface Power Module	1 Power/1 Twin USB	.5
017079	Soft Touch Dome	2 Power/1 Twin USB	.5
017078	Soft Touch Dome	3 Power	.5

*\*Two per top recommended*



Model	Description		D"	W"	H"	WT.
<b>Optional Accessory</b>						
17354	TV Mount	32-50" Monitors/TVs	22	14	10	26

*\*Available for Models 01531 and 01555.*

### Surface Options:

ASIAN NIGHT	FRENCH PEAR	NEW AGE OAK
BOARDWALK OAK	FUSION MAPLE	NORTH SEA GRAY
BUKA BARK	GREY NEBULA	PALISADES OAK
CLASSIC LINEN	HIGH RISE	PEWTER MESH
FLAX LINEN	MISSION MAPLE	WILD CHERRY

### Edge Color Options:

APPLE	CHAMPAGNE	PERSIAN BLUE
BLACK	CHARCOAL	PLATINUM
BLUEBERRY*	FOREST GREEN*	PURPLE*
BURGUNDY*	NAVY	RED*
CERULEAN	ORANGE*	YELLOW*

### Base Color Options:

BLACK	PLATINUM
-------	----------

*\* Additional Lead Time*

# Café Tables Meeting

**Peanut Café Table**



*Model 01520 and 01451 (x2)*

**Oval Café Table**



*Model 01527 and 01453 (x2)*

**Multimedia Table**



*Model 01555 and 01466 (x2)*

**Racetrack Café Table**

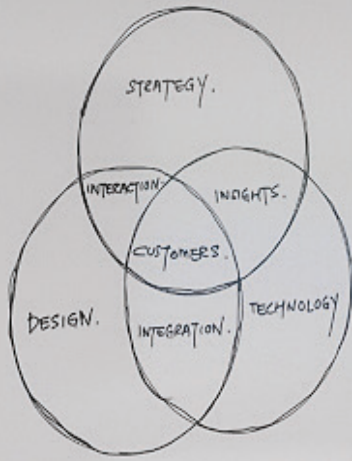


*Model 01522 and 01466 (x2)*

**Rectangle Café Table**



*Model 01524 and 01450 (x2)*



Flowform® Outdoor Seating

Soft, yet durable seating  
for outdoor learning.



---

## Learning comes naturally.

Humans crave connecting with the great outdoors. It's called biophilia, and it's why we bring nature into built environments, like schools. Studies show the biggest benefits occur when we bring students into nature. Even the smallest amounts of "Vitamin N" matter.

---

## Built to last nature's wrath.

Flowform Outdoor furniture is designed and built to withstand years of rough weather and rough housing:

- Strong, yet light-weight, internal framing structure safely supports larger students.
  - Sunbrella® Elements fabric is stain-, fade- and weather-resistant, and easy to clean with soap and water.
  - For stability, Flowform Outdoor should be bolted and secured to a man-made surface.
- 

## Cleanable.

Sunbrella Elements fabric is stain-, fade-, and weather-resistant, and easy to clean with soap and water.

Model	Description	D"	W"	H"	WT.
55201	Flowform Outdoor Ottoman	25.5" dia.		15.5	10
55202	Flowform Outdoor Bean Bench – Small	22	41	18.5	14
55203	Flowform Outdoor Bean Bench – Large	25	60	18.5	20
55204	Flowform Outdoor Straight Bench	19	61	18.5	20
55205	Flowform Outdoor Curved Bench Divider	20	60	27.5	25
55206	Flowform Outdoor Straight Bench Divider	14	46	27.5	21
55207	Flowform Outdoor Tapered Cylinder Stool	19" dia.		18.5	14

### Soft Seating Vinyl Options:



CHARCOAL



MACAW



SKY BLUE



TUSCAN

## Flowform Outdoor Tapered Cylinder Stool



*Model 55207*

# Flowform® Outdoor Seating

**Flowform Outdoor  
Ottoman**



*Model 55201*

**Flowform Outdoor Bean  
Bench – Small**




*Model 55202*

**Flowform Outdoor Bean  
Bench – Large**



*Model 55203*

**Flowform Outdoor  
Straight Bench**



*Model 55204*

**Flowform Outdoor  
Curved Bench Divider**



*Model 55205*

**Flowform Outdoor  
Straight Bench Divider**




*Model 55206*





Latest addition to  
outdoor learning spaces.



---

## Introducing Flowform Outdoor Tables.

These unique shapes and rounded edges invite more movement around the table for easier access and mobility among students at every level. Pair with our Flowform Outdoor Soft Seating to create individual zones for student engagement and learning outdoors.

---

## Outside classroom activities.

There's a lot of science connecting overall student well-being and exposure to nature; it's good on multiple levels (assuming schools have access to safe, comfortable outside spaces).

---

## Built to last nature's wrath.

Flowform Outdoor Tables are designed and built to withstand years of rough weather and roughhousing. Table consists of steel legs and Fundermax top for durability.

Model	Description	D"	W"	H"	WT.
56201	Flowform Outdoor Triangle Table	31.5	32	29.5	36
56203	Flowform Outdoor Clamshell Table	30	46	29.5	41
56213	Flowform Outdoor Rectangle Table	24	60	29.5	61
56214	Flowform Outdoor Square Table	30	30	29.5	38.5
56215	Flowform Outdoor Round Table	30" dia.		29.5	34

### Surface Options:

 POLAR OAK

 SKYLINE

### Leg Color:

 PLATINUM



# Flowform® Outdoor Tables

**Flowform Outdoor  
Square Table**



*Model 56214*

**Flowform Outdoor  
Round Table**



*Model 56215*

**Flowform Outdoor  
Clamshell Table**



*Model 56203*

**Flowform Outdoor  
Triangle Table**



*Model 56201*

**Flowform Outdoor  
Rectangle Table**



*Model 56213*





# The teacher's desk for the 21st century.



## Transmitting knowledge.

The teacher's role has evolved from transmitting knowledge and maintaining order to facilitating learning and managing learning materials.

## Maintaining order.

Teacher's equipment has evolved, too. Developed in anticipation of these 21st Century needs, the Cascade Teacher Desks make use of Cascade Totes that can be transferred directly to Cascade Storage Units and properly equipped student desks. This allows the teacher's desk to be the central hub in managing projects and learning materials.

## Stable, mobile workspace.

The Cascade Teacher Desk offers a stable, mobile and versatile workspace, integrated wire manager and modesty panel and great ingress/egress plus the unique capabilities of Cascade Storage, a scalable solution for organization, storage and distribution of learning materials. Locate the pedestal on the left or right side for a single cabinet desk or two pedestals for a double cabinet desk; its drawers are Cascade Totes. 1.25" top with Bumper T-Mold. Choose from 15 standard laminate colors and 8 standard edge colors. Platinum or Black frame.

### Surface Options:

 ASIAN NIGHT	 FRENCH PEAR	 NEW AGE OAK
 BOARDWALK OAK	 FUSION MAPLE	 NORTH SEA GRAY
 BUKA BARK	 GREY NEBULA	 PALISADES OAK
 CLASSIC LINEN	 HIGH RISE	 PEWTER MESH
 FLAX LINEN	 MISSION MAPLE	 WILD CHERRY

### Edge Color Options:

 APPLE	 CHAMPAGNE	 PERSIAN BLUE
 BLACK	 CHARCOAL	 PLATINUM
 BLUEBERRY*	 FOREST GREEN*	 PURPLE*
 BURGUNDY*	 NAVY	 RED*
 CERULEAN	 ORANGE*	 YELLOW*

\* Additional Lead Time

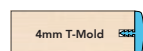
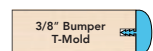
### Frame Color Options:

 BLACK	 PLATINUM
---	--

### Top and Edge Options:

1 1/4" TOP W/ BUMPER T-MOLD  
NO LETTER TO FOLLOW MODEL NO.

1 1/4" TOP W/ 4MM T-MOLD  
D



Double Cabinet



Single Bullet Cabinet



Double Bullet Cabinet



P-Top Single Cabinet



Single Bullet Cabinet

Silhouette® Teacher Sit+Stand

# Cascade® Teacher Desks



Model 26140



Model 26151



Model 26159

## Single Cabinet

Model	Description		D"	W"	H"	WT.
<b>Pedestal</b>						
26158	Teacher Desk – Box/Box/File	Left-Hand	24	54	30.25	142
26159	Teacher Desk – Box/Box/File	Right-Hand	24	54	30.25	142
26140	P-Top Teacher Desk – Box/Box/File	Right-Hand	24	60	30.25	150
26141	P-Top Teacher Desk – Box/Box/File	Left-Hand	24	60	30.25	150
<b>Standard Width (SW) Totes</b>						
26150	Open w/six 3" SW totes	Left-Hand	24	54	30.25	122
26151	Open w/six 3" SW totes	Right-Hand	24	54	30.25	122
26152	Door w/six 3" SW totes	Left-Hand	24	54	30.25	129
26153	Door w/six 3" SW totes	Right-Hand	24	54	30.25	129
26154	Open w/two 3" and one 12" SW totes	Left-Hand	24	54	30.25	122
26155	Open w/two 3" and one 12" SW totes	Right-Hand	24	54	30.25	122
26156	Door w/two 3" and one 12" SW totes	Left-Hand	24	54	30.25	129
26157	Door w/two 3" and one 12" SW totes	Right-Hand	24	54	30.25	129





Model 26173



Model 26171



Model 26174



Model 26178



Model 26177

## Double Cabinet

Model	Description	D"	W"	H"	WT.
<b>Standard Width (SW) Totes</b>					
26170	Open w/twelve 3" SW totes	24	67	30.25	153
26171	Open w/four 3" and two 12" SW totes	24	67	30.25	153
<b>Standard Width (SW) Totes &amp; Pedestal</b>					
26172	Open w/six 3" totes & Box/Box/File pedestal	24	67	30.25	173
26173	Open w/two 3", one 12" tote and Box/Box/File pedestal	24	67	30.25	173
<b>Standard Width (SW) Totes</b>					
26174	Door w/twelve 3" totes	24	67	30.25	167
26175	Door w/four 3" and two 12" totes	24	67	30.25	167
<b>Standard Width (SW) Totes &amp; Pedestal</b>					
26176	Door w/six 3" totes & Box/Box/File pedestal	24	67	30.25	180
26177	Door w/two 3", one 12" tote & Box/Box/File pedestal	24	67	30.25	180
<b>Pedestals</b>					
26178	Two Box/Box/File pedestals	24	67	30.25	193
26188	One File/File & One Box/Box/File pedestal	24	67	30.25	193

# Cascade® Teacher Desks



Model 26161



Model 26163



Model 26165



Model 26160

Model 01633

## Single Bullet Cabinet

Model	Description		D"	W"	H"	WT.
<b>Pedestal</b>						
26160	Teacher Desk w/Box/Box/File ped	Left-Hand	24	60	30.25	149
26161	Teacher Desk w/Box/Box/File ped	Right-Hand	24	60	30.25	149
01633	Silhouette Teacher Sit + Stand		28	36	26.5-41.5	57
Model	Description		D"	W"	H"	WT.
<b>Standard Width (SW) Totes</b>						
26162	Open w/two 3" and one 12" totes	Left-Hand	24	60	30.25	129
26163	Open w/two 3" and one 12" totes	Right-Hand	24	60	30.25	129
26166	Open w/six 3" totes	Left-Hand	24	60	30.25	129
26167	Open w/six 3" totes	Right-Hand	24	60	30.25	129
26164	Door w/two 3" and one 12" totes	Left-Hand	24	60	30.25	136
26165	Door w/two 3" and one 12" totes	Right-Hand	24	60	30.25	136
26168	Door w/six 3" totes	Left-Hand	24	60	30.25	136
26169	Door w/six 3" totes	Right-Hand	24	60	30.25	136



Model 26179



Model 26180



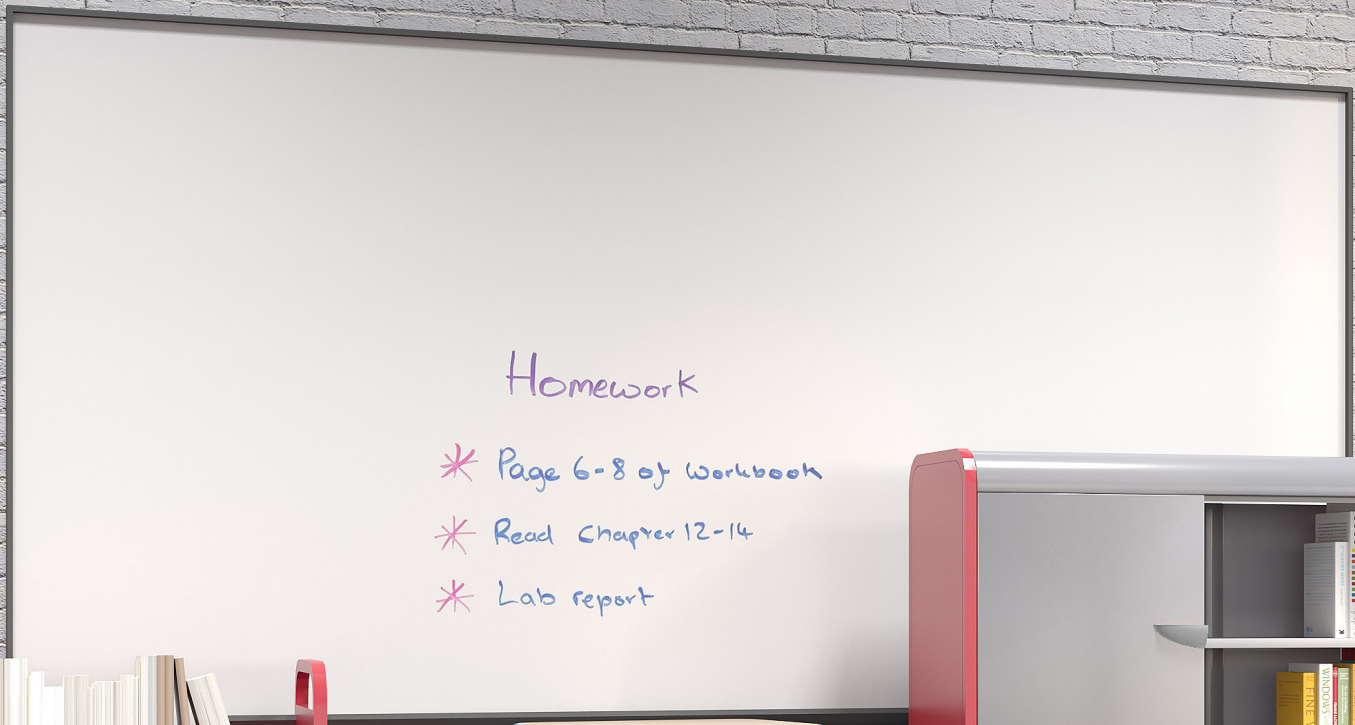
Model 26182



Model 26184

## Double Bullet Cabinet

Model	Description	D"	W"	H"	WT.
<b>Standard Width (SW) Totes</b>					
26182	Open w/twelve 3" totes	28	72	30.25	167
26184	Open Desk w/four 3" & two 12" totes	28	72	30.25	167
26183	Door w/twelve 3" totes	28	72	30.25	181
26185	Door w/four 3" and two 12" totes	28	72	30.25	181
<b>Standard Width (SW) Totes &amp; Pedestal</b>					
26179	Open w/two 3" & one 12" totes & Box/Box/File Pedestals	28	72	30.25	187
26186	Open w/six 3" & Box/Box/File Pedestals	28	72	30.25	187
26181	Door w/two 3" totes & one 12" tote & Box/Box/File Pedestals	28	72	30.25	194
26187	Door w/six 3" & Box/Box/File Pedestals	28	72	30.25	194
<b>Pedestal</b>					
26180	Two Box/Box/File Pedestals	28	72	30.25	207
26194	One File/File & One Box/Box/File	28	72	30.25	207



Booktruck



Cascade Mini-Case Riser



Cascade Mega-Tower



Cascade  
Teacher  
Desk

Numbers™  
Mobile Stack  
Chair

# Motum® Teacher Desk & Mobile Lectern

Let teachable moments happen anywhere.



## Mobility, versatility, storage in one.

Flexible classrooms require teachers – and their tools – to be on the move. Motum Teacher Desk and Mobile Lectern offers mobility in a contemporary design that preserves practical storage features. The result is a nimble necessity with aesthetic appeal across the education continuum. Motum makes a sleek office desk, too.

## The mobility story.

Teacher desks are personal basecamps, but they need to work in flexible classrooms. Using a wheelbarrow-type motion (glides on one side, lockable casters on the other), teachers can move their light-weight workstation almost anywhere.

## Customize your station.

We started with a stationary desk made from Smith System's rugged steel frame and high-density board. Wire management is standard. Then we added popular options to customize.

### 1. Select size.

Choose from two desk sizes, three different end pedestals, and a right- or left-hand configuration – 12 models in all.

### 2. Pick an end pedestal.

Under-desk storage keeps materials tidy and secure. Pair either size desk with one of three, fixed end-pedestals with lockable front panel.

### 3. Finalize the finish.

Platinum finish is standard for frame. Choose from 14 standard laminate colors for top and sides. It's easy to match with Smith System's student tables and desks.

Model	Description		D"	W"	H"	WT.
58000G	Motum Teacher Desk	Box/Box/File, Right-Hand	24	60	30	166
58001G	Motum Teacher Desk	Box/Box/File, Left-Hand	24	60	30	166
58002G	Motum Teacher Desk	w/Totes, Right-Hand	24	60	30	157
58003G	Motum Teacher Desk	w/Totes, Left-Hand	24	60	30	157
58004G	Motum Teacher Desk	Box/Box/File, Right-Hand	24	72	30	175
58005G	Motum Teacher Desk	Box/Box/File, Left-Hand	24	72	30	175
58006G	Motum Teacher Desk	w/Totes, Right-Hand	24	72	30	166
58007G	Motum Teacher Desk	w/Totes, Left-Hand	24	72	30	166
58020G	Motum Teacher Desk	Right-Hand, Split-Height	24	60	30-44	207
58021G	Motum Teacher Desk	Left-Hand, Split-Height	24	60	30-44	207
58022G	Motum Teacher Desk	Right-Hand, Split-Height	24	72	30-44	216
58023G	Motum Teacher Desk	Left-Hand, Split-Height	24	72	30-44	216
58040G	Motum Lectern	Right-Hand	24	24	30-44	118
58041G	Motum Lectern	Left-Hand	24	24	30-44	118

#### Surface Options (with matching 3mm edge band):



#### Base Color:



¾" TOP W/ 3MM - 90° CORNERS



# Motum® Teacher Desk & Mobile Lectern

**Motum Teacher Desk 60"  
with Box & File, Right-Hand**



*Model 58000*

**Motum Teacher Desk 60"  
with Totes, Right-Hand**



*Model 58006*

**Motum Teacher Desk 72"  
with Totes, Left-Hand**



*Model 58007*

**Motum Teacher Desk 72"  
Left-Hand, Split-Height**



*Model 58023*

**Motum Teacher Desk 60"  
Left-Hand, Split-Height**



*Model 58021*


**Motum Mobile Lectern  
Right-Hand**



*Model 58040*







# Storage

---

Imagine a classroom where four or five groups of six students are working on projects. The teacher circulates about, providing information, direction and encouragement. To allow for all this activity, materials and resources must be organized and readily available to students. Independent access to resources for students frees the teacher to direct and instruct as needed. That's the idea behind Flowform® and Cascade® Storage.

***Built for Learning.***







# Storage that holds your attention, too.





**Model 57AAA00000**  
Straight Unit w/shelves  
and no back panel.



**Model 57BBAC18000**  
Curved Unit w/totes,  
shelves and back panel.

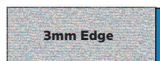


**Model 57BBAC18000**  
Curved Units w/totes, shelves  
and back panels, three shown.

Whiteboard Back available.  
Choose model with back panel.  
The optional magnetic whiteboard  
back panel is not needed to increase  
rigidity. When no back panel is  
installed, the unit has a pass-through  
design for access from both sides.

Model	Description	D"	W"	H"	WT.
57AAB27000	Straight Unit w/27 3" SW totes – no back panel	19	53	40	279
57BAB27000	Straight Unit w/27 3" SW totes and back panel	19	53	40	308
57AAA00000	Straight Unit w/shelves – no back panel	19	53	40	231
57BAA00000	Straight Unit w/shelves and back panel	19	53	40	261

Model	Description	D"	W"	H"	WT.
57BAAC18000	Curved Unit w/18 3" SW totes & shelves – no back panel	24	59	40	296
57BBAC18000	Curved Unit w/18 3" SW totes & shelves & back panel	24	59	40	328
57BAA00000	Curved Unit w/shelves – no back panel	24	59	40	272
57BBAA00000	Curved Unit w/shelves and back panel	24	59	40	304



Top & Bottom Panels 1 1/4"



Vertical Panels & Shelves 3/4"

**Surface Options:**

-  FRENCH PEAR
-  MISSION MAPLE
-  NORTH SEA GRAY

**Standard Vinyl Color Options:**

-  APPLE
-  COBALT
-  FOG
-  GLOW
-  HABANERO
-  HEAT
-  IRON
-  MEDITERRANEAN

**Vinyl Color Options with Lead Time:**

-  APRICOT
-  BLUEPRINT
-  CHARCOAL
-  DUSK
-  EGGPLANT
-  EUCALYPTUS
-  FIELDSTONE
-  GULF
-  INDIGO
-  LIMONCELLO
-  LINEN
-  MARITIME
-  MASON
-  MICA
-  PAVEMENT
-  PISTACHIO
-  POOL
-  REED
-  SANDSTONE
-  STREAM
-  TERRA
-  WILLOW

\* Apricot, Fog, Iron, Mediterranean, and Pistachio have matching end caps. All others will have Platinum end caps.



# Make room

9 Sizes. Totes or shelves.



**Cases**

See page 178



**Cabinets**

See page 182



**Towers**

See page 186




**Maker Table**

See page 190



**Whiteboard**

See page 192



**Noteboard**

See page 193



**Pegboard**

See page 195



**Cubbies**

See page 196



**Presentation**

See page 198




## Teacher tote storage and transfer.

Cascade Totes can transfer between Teacher Storage and Desk.



## Student tote storage and transfer.

Cascade Totes containing student work can transfer directly from the storage unit to under-desk and back.



# Cascade® Storage System

## Tailored to every school room and curriculum.

- Nine sizes
- Casters or glides
- Totes, shelves or cubbies
- 14 powder coat colors
- Whiteboard back on Mega-Tower size

### Cascade Cases

See page 178

Equip your Cascade Case with tote trays to hold a wide variety of learning materials. Add utility with an optional riser shelf and lectern.



Mini-Case



Mid-Case



Mega-Case



### Cascade Cabinets

See page 182

Available with tote trays, it holds a wide variety of learning materials. Optional riser shelf and lectern make this perfect for presentations.



Mini-Cabinet



Mid-Cabinet



Mega-Cabinet



### Cascade Towers

See page 186

Available with tote trays, it holds a wide variety of learning materials. Provides maximum capacity and can be configured many ways.



Mini-Tower



Mid-Tower



Mega-Tower





---

## Cascade Cases

See page 178

Equip your Cascade Case with shelves to hold a wide variety of learning materials. Add utility with an optional riser shelf and lectern.



Mini-Case

Mid-Case

Mega-Case



---

## Cascade Cabinets

See page 182

Available with shelves, it holds a wide variety of learning materials. Optional riser shelf and lectern make this perfect for presentations.



Mini-Cabinet

Mid-Cabinet

Mega-Cabinet



---

## Cascade Towers

See page 186

Available with shelves, it holds a wide variety of learning materials. Provides maximum capacity and can be configured many ways.



Mini-Tower

Mid-Tower

Mega-Tower



# Cascade® Storage System

A customizable system for organizing, storing, distributing and presenting materials.

Elemental®, Interchange®, Planner®, and Silhouette® Desks



**Elemental Petal Desk,  
Model ELPETL**

Shown with EW Tote Tray, Model 30933.  
*See page 99*



**Interchange Wing Desk,  
Model 03095**

Shown with SW Tote Tray, Model 30933.  
*See page 87*



**Interchange 20x27,  
Model 04080**

Shown with SW Tote Tray, Model 30933.  
*See page 87*



**Interchange Diamond Desk,  
Model 03082**

Shown with SW Tote Tray, Model 30933.  
*See page 87*



**Planner Huddle-8 LS Student Desk,  
Model 01267**

Shown with SW Tote Tray, Model 30933.  
*See page 117*



**Planner Student Desk,  
Model 01272**

Shown with EW Tote Tray, Model 30935.  
*See page 117*



**Silhouette Arc Desk,  
Model 01620**

Shown with SW Tote Tray, Model 30933.  
*See page 111*



**Silhouette Student Desk,  
Model 01650**

Shown with EW Tote Tray, Model 30935.  
*See page 109*

# Organizing project learning.

The teacher organizes project materials in a tote tray to be assigned to a group. This makes it easy for the group to share the materials without separating (and possibly losing) any.



## Cascade Tote Compatibility

Desks	SW* 30933	EW* 30935
Silhouette	✓	✓
Planner Student	✓	✓
Planner Two-Student	✓	✓
Planner Three-Student	✓	✓
Silhouette Arc	✓	✓
Huddle - 8 LS	✓	✗
Sequence	✓	✗
Huddle - 6	✗	✗
Huddle - 8	✗	✗
<b>Interchange Desks</b>	30933	
Diamond	✓	✗
Diamond Two-Student	✓	✗
Mini Diamond	✓	✗
Wing	✓	✗
20x27	✓	✗
Curve	✓	✗
3-2-1 LS	✓	✗

\*SW = Standard Width EW = Extra Wide Width



**Riser Shelf**



**Lectern Case & Lectern Cabinet**



**Two-Sided Whiteboard Unit**




**Laptop Shelf**

Optional Laptop Shelf Model 17670 PLT

\*Available when ordering a riser shelf

## Cascade Mini-Case

These compact, versatile, mobile storage units are available with either tote trays or shelves and can be fitted with numerous options including locking doors, and a riser shelf. Our Cascade Storage System allows educators to organize, store and distribute learning materials. These mobile storage units are highly customizable to hold items in a wide range of sizes and shapes — from sheets of paper to art supplies.



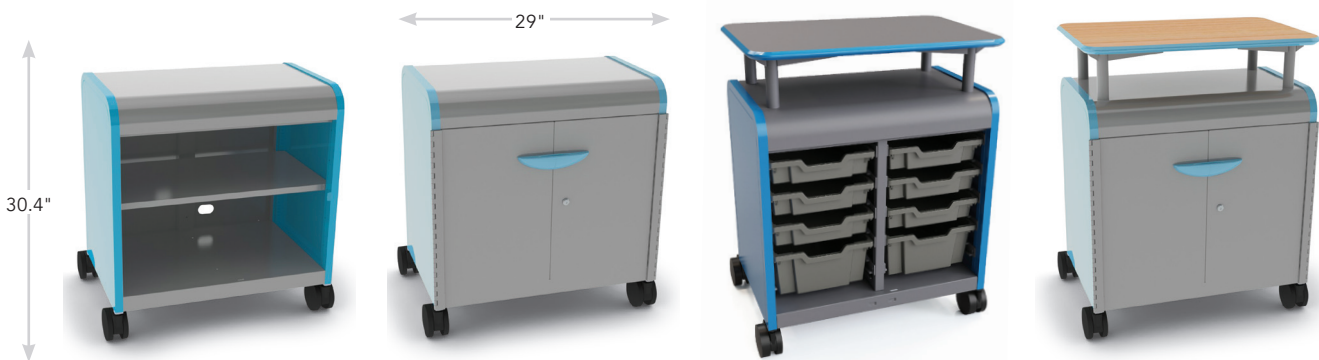
**Model 111000000P**  
Mini-Case with casters  
Open with shelves

**Model 121000000P**  
Mini-Case with casters  
Door with shelves

**Model 110005000P**  
Mini-Case with casters  
Open with EW totes

**Model 121V00000P**  
Mini-Case with casters  
Door with shelves & riser

## Cascade Mid-Case



**Model 211000000P**  
Mid-Case with casters  
Open with shelves

**Model 221000000P**  
Mid-Case with casters  
Door with shelves

**Model 210V10000P**  
Mid-Case with casters  
Open with SW totes & riser

**Model 221V00000P**  
Mid-Case with casters  
Door with shelves & riser

## Cascade Mega-Case



**Model 310009030P**  
Mega-Case with casters  
Open with SW totes



**Model 321000000P**  
Mega-Case with casters  
Door with shelves



**Model 311100000P**  
Mega-Case with casters  
Open with shelves and riser



**Model 321100000P**  
Mega-Case with casters  
Door with shelves and riser



**Laptop Shelf**  
Optional Laptop Shelf **Model 17670 PLT**  
(Available when ordering a riser shelf)



## Cascade Mini-Case

Model	Description	D"	W"	H"	WT.
<b>Shelves</b>					
11100000P	Open w/shelves w/casters	19	21	30.4	49
12100000P	Door w/shelves w/casters	19	21	30.4	56
111V0000P	Open w/shelves w/casters & riser	19	21	37	65
121V0000P	Door w/shelves w/casters & riser	19	21	37	72
111L0000P	Open w/shelves w/casters & lectern	19	21	41.5	67
121L0000P	Door w/shelves w/casters & lectern	19	21	41.5	74
<b>Extra Wide (EW) Totes</b>					
11005000P	Open w/five 3" EW totes w/casters	19	21	30.4	52
12005000P	Door w/five 3" EW totes w/casters	19	21	30.4	59
110V05000P	Open w/five 3" EW totes w/casters & riser	19	21	37	69
120V05000P	Door w/five 3" EW totes w/casters & riser	19	21	37	76
110L05000P	Open w/five 3" EW totes w/casters & lectern	19	21	41.5	71
120L05000P	Door w/five 3" EW totes w/casters & lectern	19	21	41.5	78

\* Door handles not available in Charcoal.

## Cascade Mid-Case



Model	Description	D"	W"	H"	WT.
<b>Shelves</b>					
21100000P	Open w/shelves w/casters	19	29	30.4	63
22100000P	Doors w/shelves w/casters	19	29	30.4	74
211V0000P	Open w/shelves w/casters & riser	19	29	37	87
221V0000P	Doors w/shelves w/casters & riser	19	29	37	98
211L0000P	Open w/shelves w/casters & lectern	19	29	41.5	89
221L0000P	Doors w/shelves w/casters & lectern	19	29	41.5	100
<b>Standard Width (SW) Totes</b>					
21001000P	Open w/ten 3" SW totes w/casters	19	29	30.4	69
22001000P	Doors w/ten 3" SW totes w/casters	19	29	30.4	80
210V1000P	Open w/ten 3" SW totes w/casters & riser	19	29	37	93
220V1000P	Doors w/ten 3" SW totes w/casters & riser	19	29	37	104
210L1000P	Open w/ten 3" SW totes w/casters & lectern	19	29	41.5	95
220L1000P	Doors w/ten 3" SW totes w/casters & lectern	19	29	41.5	106
210006020P	Open w/six 3" & two 6" SW totes w/casters	19	29	30.4	70
220006020P	Doors w/six 3" & two 6" SW totes w/casters	19	29	30.4	81
210V06020P	Open w/six 3" & two 6" SW totes w/casters & riser	19	29	37	95
220V06020P	Doors w/six 3" & two 6" SW totes w/casters & riser	19	29	37	106
210L06020P	Open w/six 3" & two 6" SW totes w/casters & lectern	19	29	41.5	97
220L06020P	Doors w/six 3" & two 6" SW totes w/casters & lectern	19	29	41.5	108

\* Door handles not available in Charcoal.

Other configurations available. Contact us to learn more. <https://smithsystem.com/contact-us/>

# Cascade Mega-Case



Model	Description	D"	W"	H"	WT.
<b>Shelves</b>					
31100000P	Open w/shelves w/casters	19	43	30.4	82
32100000P	Doors w/shelves w/casters	19	43	30.4	96
31110000P	Open w/shelves w/casters & riser	19	43	37	117
32110000P	Doors w/shelves w/casters & riser	19	43	37	131
311J0000P	Open w/shelves w/casters & lectern	19	43	41.5	119
321J0000P	Doors w/shelves w/casters & lectern	19	43	41.5	133
<b>Standard Width (SW) Totes</b>					
31001500P	Open w/fifteen 3" SW totes w/casters	19	43	30.4	90
32001500P	Doors w/fifteen 3" SW totes w/casters	19	43	30.4	104
31011500P	Open w/fifteen 3" SW totes w/casters & riser	19	43	37	115
32011500P	Doors w/fifteen 3" SW totes w/casters & riser	19	43	37	129
310J1500P	Open w/fifteen 3" SW totes w/casters & lectern	19	43	41.5	117
320J1500P	Doors w/fifteen 3" SW totes w/casters & lectern	19	43	41.5	131
310009030P	Open w/nine 3" & three 6" SW totes w/casters	19	43	30.4	92
320009030P	Doors w/nine 3" & three 6" SW totes w/casters	19	43	30.4	106
310109030P	Open w/nine 3" & three 6" SW totes w/casters & riser	19	43	37	117
320109030P	Doors w/nine 3" & three 6" SW totes w/casters & riser	19	43	37	131
310J09030P	Open w/nine 3" & three 6" SW totes w/casters & lectern	19	43	41.5	119
320J09030P	Doors w/nine 3" & three 6" SW totes w/casters & lectern	19	43	41.5	133
<b>Extra Wide (EW) Totes</b>					
A1001000P	Open w/ten 3" EW totes w/casters	19	43	30.4	92
A2001000P	Doors w/ten 3" EW totes w/casters	19	43	30.4	106
A1011000P	Open w/ten 3" EW totes w/casters & riser	19	43	37	117
A2011000P	Doors w/ten 3" EW totes w/casters & riser	19	43	37	131
A10J1000P	Open w/ten 3" EW totes w/casters & lectern	19	43	41.5	119
A20J1000P	Doors w/ten 3" EW totes w/casters & lectern	19	43	41.5	133

\* Door handles not available in Charcoal.

## Surface Options for Riser Shelf:

 ASIAN NIGHT	 FRENCH PEAR	 NEW AGE OAK
 BOARDWALK OAK	 FUSION MAPLE	 NORTH SEA GRAY
 BUKA BARK	 GREY NEBULA	 PALISADES OAK
 CLASSIC LINEN	 HIGH RISE	 PEWTER MESH
 FLAX LINEN	 MISSION MAPLE	 WILD CHERRY

## End Panel and Edge Color Options:

 APPLE	 CHARCOAL	 PLATINUM
 BLACK	 FOREST GREEN*	 PURPLE*
 BLUEBERRY*	 NAVY	 RED*
 BURGUNDY*	 ORANGE*	 YELLOW*
 CERULEAN	 PERSIAN BLUE	

\* Additional Lead Time

## Frame Color:

 PLATINUM
--

Other configurations available. Contact us to learn more. <https://smithsystem.com/contact-us/>

# Cascade® Cabinets

## Cascade Mini-Cabinet

These versatile, mobile storage units with a large capacity and a small footprint are available with either tote trays or shelves and can be fitted with numerous options including locking doors, and a riser shelf. Our Cascade Storage System allows educators to organize, store and distribute learning materials. These mobile storage units are highly customizable to hold items in a wide range of sizes and shapes — from sheets of paper to art supplies.



**Model 41100000P**  
Mini-Cabinet with casters  
Open with shelves

**Model 42100000P**  
Mini-Cabinet with casters  
Door with shelves

**Model 41008000P**  
Mini-Cabinet with casters  
Open with EW totes

**Model 421V00000P**  
Mini-Cabinet with casters  
Door with shelves & riser

## Cascade Mid-Cabinet



**Model 51100000P**  
Mid-Cabinet with casters  
Open with shelves

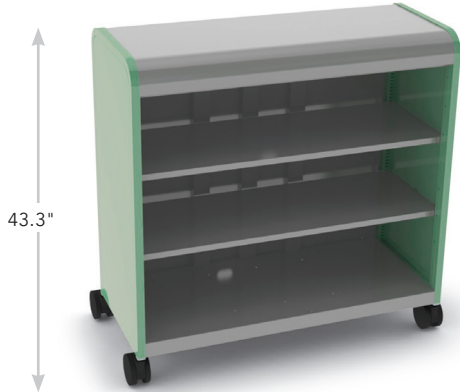
**Model 52100000P**  
Mid-Cabinet with casters  
Door with shelves

**Model 51008040P**  
Mid-Cabinet with casters  
Open with SW totes

**Model 521V00000P**  
Mid-Cabinet with casters  
Door with shelves & riser



# Cascade Mega-Cabinet



**Model 61100000P**  
Mega-Cabinet with casters  
Open with shelves

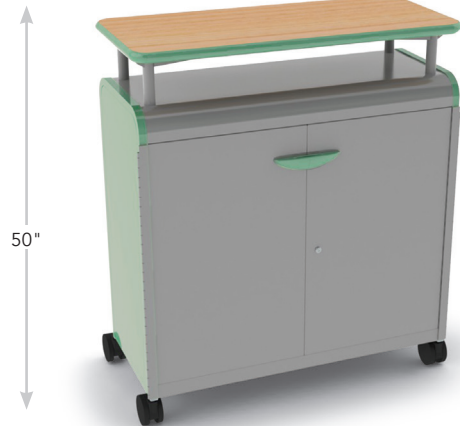


**Model 62100000P**  
Mega-Cabinet with casters  
Door with shelves

43"



**Model B10116000P**  
Mega-Cabinet with casters  
Open with EW totes & riser



**Model 621100000P**  
Mega-Cabinet with casters  
Door with shelves & riser



**Optional Laptop Shelf**  
**Model 17670 PLT**  
(Available when ordering  
a riser shelf)



**Whiteboard Back available**  
**on Mega-Cabinets.**  
Add W\_\_ to 4th character to  
order. Example on page 192.

## Surface Options for Riser Shelf:

ASIAN NIGHT	FRENCH PEAR	NEW AGE OAK
BOARDWALK OAK	FUSION MAPLE	NORTH SEA GRAY
BUKA BARK	GREY NEBULA	PALISADES OAK
CLASSIC LINEN	HIGH RISE	PEWTER MESH
FLAX LINEN	MISSION MAPLE	WILD CHERRY

## End Panel and Edge Color Options:

APPLE	CHARCOAL	PLATINUM
BLACK	FOREST GREEN*	PURPLE*
BLUEBERRY*	NAVY	RED*
BURGUNDY*	ORANGE*	YELLOW*
CERULEAN	PERSIAN BLUE	

\* Additional Lead Time

## Frame Color:

PLATINUM
----------



## Cascade Mini-Cabinet

Model	Description	D"	W"	H"	WT.
<b>Shelves</b>					
41100000P	Open w/shelves w/casters	19	21	43.3	63
42100000P	Door w/shelves w/casters	19	21	43.3	73
411V0000P	Open w/shelves w/casters & riser	19	21	50	78
421V0000P	Door w/shelves w/casters & riser	19	21	50	88
<b>Extra Wide (EW) Totes</b>					
41000800P	Open w/eight 3" EW totes w/casters	19	21	43.3	74
42000800P	Door w/eight 3" EW totes w/casters	19	21	43.3	84
410V0800P	Open w/eight 3" EW totes w/casters & riser	19	21	50	89
420V0800P	Door w/eight 3" EW totes w/casters & riser	19	21	50	99

\* Door handles not available in Charcoal.

## Cascade Mid-Cabinet

Model	Description	D"	W"	H"	WT.
<b>Shelves</b>					
51100000P	Open w/shelves w/casters	19	29	43.3	81
52100000P	Doors w/shelves w/casters	19	29	43.3	97
511V0000P	Open w/shelves w/casters & riser	19	29	50	101
521V0000P	Doors w/shelves w/casters & riser	19	29	50	117
<b>Standard Width (SW) Totes</b>					
51001600P	Open w/sixteen 3" SW totes w/casters	19	29	43.3	97
52001600P	Doors w/sixteen 3" SW totes w/casters	19	29	43.3	113
510V1600P	Open w/sixteen 3" SW totes w/casters & riser	19	29	50	117
520V1600P	Doors w/sixteen 3" SW totes w/casters & riser	19	29	50	123
51000804P	Open w/eight 3" and four 6" SW totes w/casters	19	29	43.3	95
52000804P	Doors w/eight 3" and four 6" SW totes w/casters	19	29	43.3	111
510V0804P	Open w/eight 3" and four 6" SW totes w/casters & riser	19	29	50	115
520V0804P	Doors w/eight 3" and four 6" SW totes w/casters & riser	19	29	50	121
510000080P	Open w/eight 6" SW totes w/casters	19	29	43.3	95
520000080P	Doors w/eight 6" SW totes w/casters	19	29	43.3	111
510V00080P	Open w/eight 6" SW totes w/casters & riser	19	29	50	115
520V00080P	Doors w/eight 6" SW totes w/casters & riser	19	29	50	121

\* Door handles not available in Charcoal.



### Surface Options for Riser Shelf:

ASIAN NIGHT	FRENCH PEAR	NEW AGE OAK
BOARDWALK OAK	FUSION MAPLE	NORTH SEA GRAY
BUKA BARK	GREY NEBULA	PALISADES OAK
CLASSIC LINEN	HIGH RISE	PEWTER MESH
FLAX LINEN	MISSION MAPLE	WILD CHERRY

### End Panel and Edge Color Options:

APPLE	CHARCOAL	PLATINUM
BLACK	FOREST GREEN*	PURPLE*
BLUEBERRY*	NAVY	RED*
BURGUNDY*	ORANGE*	YELLOW*
CERULEAN	PERSIAN BLUE	

\* Additional Lead Time

### Frame Color:

PLATINUM
----------

Other configurations available. Contact us to learn more. <https://smithsystem.com/contact-us/>



## Cascade Mega-Cabinet

Model	Description	D"	W"	H"	WT.
<b>Shelves with glides</b>					
63100000P	Open w/shelves w/glides	19	43	38.4	100
64100000P	Doors w/shelves w/glides	19	43	38.4	119
63110000P	Open w/shelves w/glides & riser	19	43	45	126
64110000P	Doors w/shelves w/glides & riser	19	43	45	144
<b>Shelves with casters</b>					
61100000P	Open w/shelves w/casters	19	43	43.3	105
62100000P	Doors w/shelves w/casters	19	43	43.3	124
61110000P	Open w/shelves w/casters & riser	19	43	50	131
62110000P	Doors w/shelves w/casters & riser	19	43	50	149
<b>Standard Width (SW) Totes</b>					
61002400P	Open w/twenty-four 3" SW totes w/casters	19	43	43.3	132
62002400P	Doors w/twenty-four 3" SW totes w/casters	19	43	43.3	150
61012400P	Open w/twenty-four 3" SW totes w/casters & riser	19	43	50	158
62012400P	Doors w/twenty-four 3" SW totes w/casters & riser	19	43	50	176
610012060P	Open w/twelve 3" and six 6" SW totes w/casters	19	43	43.3	132
620012060P	Doors w/twelve 3" and six 6" SW totes w/casters	19	43	43.3	150
610112060P	Open w/twelve 3" and six 6" SW totes w/casters & riser	19	43	50	158
620112060P	Doors w/twelve 3" and six 6" SW totes w/casters & riser	19	43	50	176
<b>Extra Wide (EW) Totes</b>					
B10016000P	Open w/sixteen 3" EW totes w/casters	19	43	43.3	132
B20016000P	Doors w/sixteen 3" EW totes w/casters	19	43	43.3	150
B10116000P	Open w/sixteen 3" EW totes w/casters & riser	19	43	50	158
B20116000P	Doors w/sixteen 3" EW totes w/casters & riser	19	43	50	176

Note: When ordering a Riser Shelf for a Mega-Cabinet, 1 1/4" thick top is only option available.

\* Door handles not available in Charcoal.



**Whiteboard Back available on Mega-Cabinets.**  
Add W to 4th character to order. Example on page 192.



## Cascade Cabinet Lectern

Model	Description	D"	W"	H"	WT.
<b>Cascade Mini-Cabinet</b>					
411L0000P	Open w/shelves w/casters & lectern	19	21	48	80
<b>Cascade Mid-Cabinet</b>					
511L0000P	Open w/shelves w/casters & lectern	19	29	48	103
<b>Cascade Mega-Cabinet</b>					
611J0000P	Open w/shelves w/casters & lectern	19	43	48	128

Other configurations available. Contact us to learn more. <https://smithsystem.com/contact-us/>

# Cascade® Towers

## Cascade Mini-Tower

These versatile, mobile storage units with a large capacity and a small footprint are available with either tote trays or shelves and can be fitted with locking doors. Our Cascade Storage System allows educators to organize, store and distribute learning materials. These mobile storage units are highly customizable to hold items in a wide range of sizes and shapes — from sheets of paper to art supplies.



**Model 711000000P**  
Mini-Tower with casters  
Open with shelves

**Model 721000000P**  
Mini-Tower with casters  
Door with shelves

**Model 710012000P**  
Mini-Tower with casters  
Open with EW totes

**Model 720012000P**  
Mini-Tower with casters  
Door with EW totes

## Cascade Mid-Tower



**Model 811000000P**  
Mid-Tower with casters  
Open with shelves

**Model 821000000P**  
Mid-Tower with casters  
Door with shelves

**Model 810024000P**  
Mid-Tower with casters  
Open with SW totes

**Model 820024000P**  
Mid-Tower with casters  
Door with SW totes

# Cascade Mega-Tower



**Model 91100000P**  
Mega-Tower with casters  
Open with shelves

43"



**Model 92100000P**  
Mega-Tower with casters  
Door with shelves















**Model 91003600P**  
Mega-Tower with casters  
Open with SW totes



**Model C1002400P**  
Mega-Tower with casters  
Open with EW totes

**End Panel and Edge Color Options:**

- |  |   |  |
|--|---|--|
|  APPLE      |  CHARCOAL      |  PLATINUM |
|  BLACK      |  FOREST GREEN* |  PURPLE*  |
|  BLUEBERRY* |  NAVY          |  RED*     |
|  BURGUNDY*  |  ORANGE*       |  YELLOW*  |
|  CERULEAN   |  PERSIAN BLUE  |  |

\* Additional Lead Time

**Frame Color:**

-  PLATINUM

# Cascade® Towers



## Cascade Mini-Tower

Model	Description	D"	W"	H"	WT.
<b>Shelves</b>					
71100000P	Open w/shelves w/casters	19	21	61.4	81
72100000P	Door w/shelves w/casters	19	21	61.4	97
<b>Extra Wide (EW) Totes</b>					
71001200P	Open w/twelve 3" EW totes w/casters	19	21	61.4	96
72001200P	Door w/twelve 3" EW totes w/casters	19	21	61.4	112

\* Door handles not available in Charcoal.

## Cascade Mid-Tower

Model	Description	D"	W"	H"	WT.
<b>Shelves</b>					
81100000P	Open w/shelves w/casters	19	29	61.4	102
82100000P	Doors w/shelves w/casters	19	29	61.4	128
<b>Standard Width (SW) Totes</b>					
81002400P	Open w/twenty-four 3" SW totes w/casters	19	29	61.4	125
82002400P	Doors w/twenty-four 3" SW totes w/casters	19	29	61.4	151
810006062P	Open w/six 3" and six 6" and two 12" SW totes w/casters	19	29	61.4	121
820006062P	Doors w/six 3" and six 6" and two 12" SW totes w/casters	19	29	61.4	147
810000120P	Open w/twelve 6" SW totes w/casters	19	29	61.4	125
820000120P	Doors w/twelve 6" SW totes w/casters	19	29	61.4	151

\* Door handles not available in Charcoal.

## Cascade Mega-Tower

Model	Description	D"	W"	H"	WT.
<b>Shelves</b>					
91100000P	Open w/shelves w/casters	19	43	61.4	134
92100000P	Doors w/shelves w/casters	19	43	61.4	167
911W0000P	Open w/shelves and whiteboard back w/casters	19	43	61.4	134
921W0000P	Doors w/shelves and whiteboard back w/casters	19	43	61.4	167
<b>Standard Width (SW) Totes</b>					
91003600P	Open w/thirty-six 3" SW totes w/casters	19	43	61.4	209
92003600P	Doors w/thirty-six 3" SW totes w/casters	19	43	61.4	242
910009093P	Open w/nine 3" and nine 6" and three 12" SW totes w/casters	19	43	61.4	209
920009093P	Doors w/nine 3" and nine 6" and three 12" SW totes w/casters	19	43	61.4	242
910009150P	Open w/nine 3" and fifteen 6" SW totes w/casters	19	43	61.4	209
920009150P	Doors w/nine 3" and fifteen 6" SW totes w/casters	19	43	61.4	242
<b>Extra Wide (EW) Totes</b>					
C1002400P	Open w/twenty-four 3" EW totes w/casters	19	43	61.4	209
C2002400P	Doors w/twenty-four 3" EW totes w/casters	19	43	61.4	242

\* Door handles not available in Charcoal.

Other configurations available. Contact us to learn more. <https://smithsystem.com/contact-us/>

# Cascade Mega-Tower Optional Configurations



**Whiteboard Back**  
Details on page 192.



**Pegboard Side Panels**  
Details on page 195.



**Mega-Tower Cubby**  
Details on page 196.

















**Combination Tote & Shelf**  
Details on page 194.



**Teacher Wardrobe**  
Details on page 200.

**End Panel and Edge Color Options:**

- |  |   |  |
|--|---|--|
|  APPLE      |  CHARCOAL      |  PLATINUM |
|  BLACK      |  FOREST GREEN* |  PURPLE*  |
|  BLUEBERRY* |  NAVY          |  RED*     |
|  BURGUNDY*  |  ORANGE*       |  YELLOW*  |
|  CERULEAN   |  PERSIAN BLUE  |  |

\* Additional Lead Time

**Frame Color:**

- |   |
|---|
|  PLATINUM |
|---|

# Cascade® Maker Table

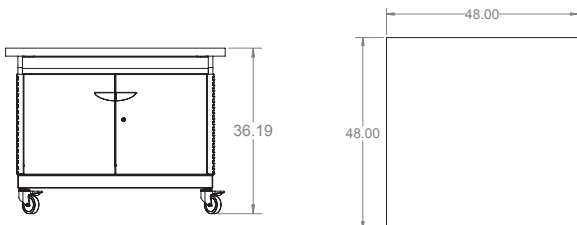
Available with totes or shelves. Or both.



## Cascade Maker Table

The all-new Cascade Maker Table combines up time and down time in one convenient system. The broad surface and ample storage help you re-imagine the ease and efficiency of your Makerspace in a simple, mobile all-in-one unit.


- 1.25" work surface or 1.75" butcher block work surface.
- Optional doors with secure and reliable locking mechanism.
- Fully hinged doors articulate 270 degrees, free of obstruction.
- 18-gauge steel construction, formed and welded to support the entire weight of the unit squarely.
- Standard with pegboard end panels.



### Model 25300BUTCHER

Shown with 48" x 48" butcher block top with 15 3" tote configuration.





**Model 25300H**

Maker Table is 36" in height and features a 48" x 48" worksurface.

Model	Description	D"	W"	H"	WT.
25300H	48x48, 30 3" totes, no doors	48	48	36	280
25300BUTCHER	48x48, 30 3" totes, no doors	48	48	36	295
25301H	48x48, 30 3" totes, w/doors	48	48	36	310
25301BUTCHER	48x48, 30 3" totes, w/doors	48	48	36	325
25302H	48x48, shelves, no doors	48	48	36	264
25302BUTCHER	48x48, shelves, no doors	48	48	36	279
25303H	48x48, shelves, w/doors	48	48	36	292
25303BUTCHER	48x48, shelves, w/doors	48	48	36	307
25304H	48x48, shelves & 15 SW totes, no doors	48	48	36	272
25304BUTCHER	48x48, shelves & 15 SW totes, no doors	48	48	36	287
25305H	48x48, shelves & 15 SW totes, w/doors	48	48	36	301
25305BUTCHER	48x48, shelves & 15 SW totes, w/doors	48	48	36	316

**Surface Options** (with matching 3mm Edge Band):

- |   |   |  |
|---|---|--|
|  ASIAN NIGHT   |  FRENCH PEAR   |  NEW AGE OAK    |
|  BOARDWALK OAK |  FUSION MAPLE  |  NORTH SEA GRAY |
|  BUKA BARK     |  GREY NEBULA   |  PALISADES OAK  |
|  CLASSIC LINEN |  HIGH RISE     |  PEWTER MESH    |
|  FLAX LINEN    |  MISSION MAPLE |  WILD CHERRY    |

**Butcher Block Top:**

-  1 3/4" BIRCHWOOD

**Whiteboard Top** (upcharge applies):



-  WHITEBOARD\*  
NORTH SEA GRAY 3MM EDGE

\* Whiteboard laminate surface has a 1-year warranty.

**Frame and Pegboard Color:**

-  PLATINUM

**Top and Edge Profile:**

-   Standard 1 1/4" top with 3mm 90 degree corner.  
H to follow Model No.

# Cascade® Whiteboard



Available on any Mega-Tower or Mega-Cabinet Unit.














## Optional Whiteboard Back

To specify a whiteboard back to any Cascade Mega-Tower or Mega-Cabinet simply add a "W" to the 4th position in its model number. See below examples.

Model	Description	D"	W"	H"	WT.
Add "W" to fourth position to specify whiteboard back.					
<b>Cascade Mega-Towers</b>					
911W00000P	Open w/shelves w/whiteboard back	19	43	61.4	134
921W00000P	Doors w/shelves w/whiteboard back	19	43	61.4	167
<b>Cascade Mega-Cabinets</b>					
611W00000P	Open w/shelves w/whiteboard back	19	43	43.3	105
621W00000P	Doors w/shelves w/whiteboard back	19	43	43.3	124

\* Door handles not available in Charcoal.

### End Panel and Edge Color Options:

 APPLE	 CHARCOAL	 PLATINUM
 BLACK	 FOREST GREEN*	 PURPLE*
 BLUEBERRY*	 NAVY	 RED*
 BURGUNDY*	 ORANGE*	 YELLOW*
 CERULEAN	 PERSIAN BLUE	

\* Additional Lead Time

### Frame Color:

 PLATINUM
--


## Cascade Two-Sided Whiteboard Unit

Smith System is helping educators maximize their shrinking learning environments by offering the Cascade Two-Sided Whiteboard Unit. This versatile, nomadic workhorse replaces the traditional single-purpose whiteboard with a dual-purpose mobile whiteboard plus storage. Key features include magnetic writing surfaces on the front and back of a storage unit which houses customizable, extra-wide totes. The classroom just became more flexible than ever. Available in Platinum only.



Model H10030000PP

Model	Description	D"	W"	H"	WT.
H10030000PP	Cascade Two-Sided Whiteboard Unit w/30 3" EW totes	21	43	70	290



Model 210T10000P  
Shown with ten 3" EW totes















## Cascade Mid-Case Spiral Noteboard

The Spiral Noteboard is available in many configurations, making the cabinet completely customizable to your needs. The spiral noteboard includes a write-on surface with a decorative spiral topper. End panels are finished in your choice of 14 colors.

Model	Description	D"	W"	H"	WT.
<b>Spiral Noteboard w/shelves</b>					
211T00000P	Spiral Noteboard. Open w/shelves	19	29	70.75	78
221T00000P	Spiral Noteboard. Doors w/shelves	19	29	70.75	89
<b>Spiral Noteboard w/totes</b>					
210T10000P	Spiral Noteboard. Open w/ten 3" SW totes	19	29	70.75	84
220T10000P	Spiral Noteboard. Doors w/ten 3" SW totes	19	29	70.75	95
210T06020P	Spiral Noteboard. Open w/six 3" & two 6" SW totes	19	29	70.75	85
220T06020P	Spiral Noteboard. Doors w/six 3" & two 6" SW totes	19	29	70.75	96

\* Door handles not available in Charcoal.

### End Panel and Edge Color Options:

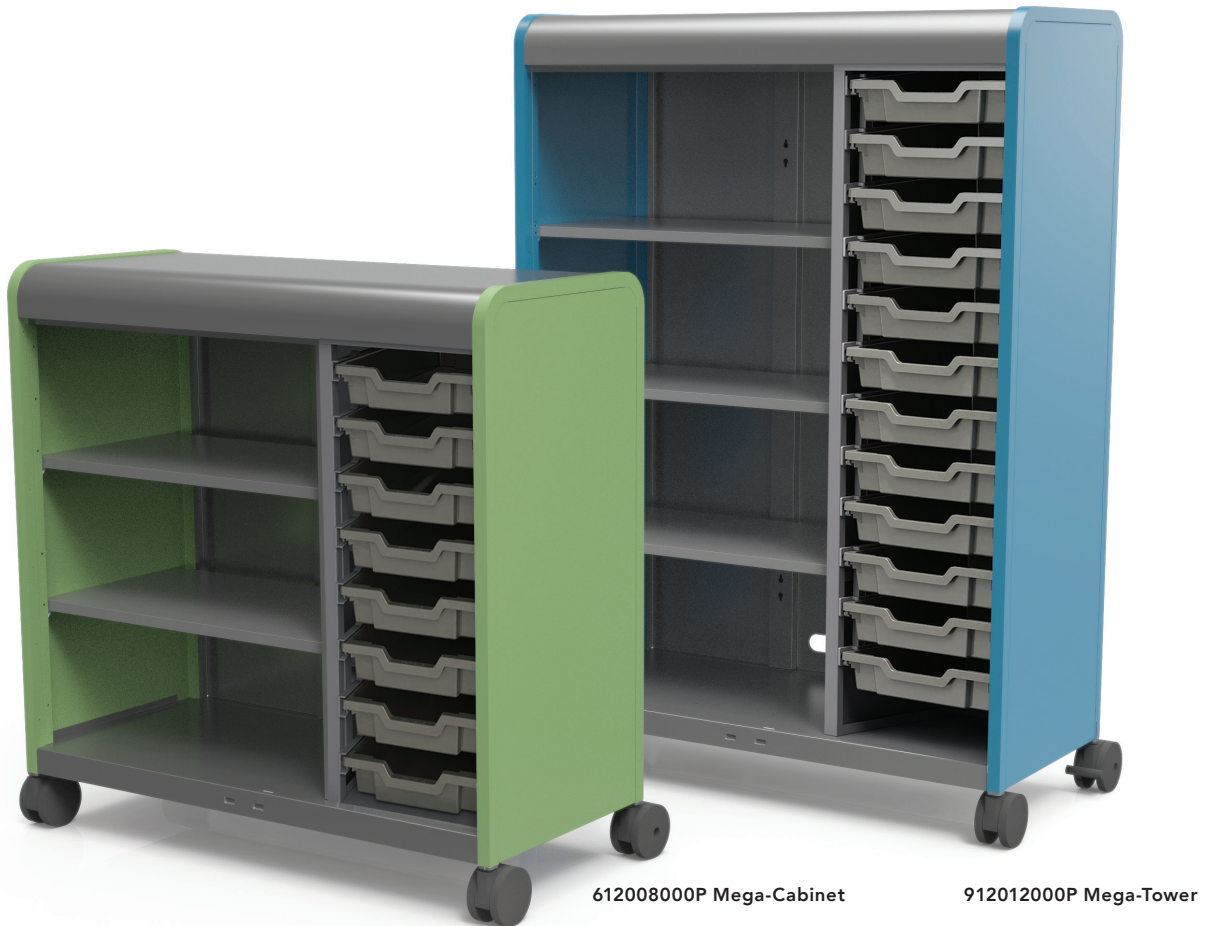
 APPLE	 CHARCOAL	 PLATINUM
 BLACK	 FOREST GREEN*	 PURPLE*
 BLUEBERRY*	 NAVY	 RED*
 BURGUNDY*	 ORANGE*	 YELLOW*
 CERULEAN	 PERSIAN BLUE	

### Frame Color:

 PLATINUM
--

\* Additional Lead Time

# Cascade® Optional Configurations



612008000P Mega-Cabinet

912012000P Mega-Tower

## Cascade Mega-Tower & Mega-Cabinet with Totes & Shelves

Cascade Mega-Cabinet and Mega-Tower models are now available with a combination tote and shelf configuration. The Cabinet comes with two shelves and 8 totes, the Tower comes with three shelves and 12 totes. Available in all 14 colors.

Model	Description	D"	W"	H"	WT.
<b>Cascade Mega-Towers</b>					
912012000P	Open w/twelve 3" SW totes & shelves	19	43	61.4	134
922012000P	Doors w/twelve 3" SW totes & shelves	19	43	61.4	167
<b>Cascade Mega-Cabinets</b>					
612008000P	Open w/eight 3" SW totes & shelves	19	43	43.3	105
622008000P	Doors w/eight 3" SW totes & shelves	19	43	43.3	124

Add "W" to fourth position to specify whiteboard back.

\* Door handles not available in Charcoal.

### End Panel and Edge Color Options:

- |  |            |  |               |                        |          |
|--|------------|--|---------------|------------------------|----------|
|  | APPLE      |  | CHARCOAL      |                        | PLATINUM |
|  | BLACK      |  | FOREST GREEN* |                        | PURPLE*  |
|  | BLUEBERRY* |  | NAVY          |                        | RED*     |
|  | BURGUNDY*  |  | ORANGE*       |                        | YELLOW*  |
|  | CERULEAN   |  | PERSIAN BLUE  | * Additional Lead Time |          |

### Frame Color:

- PLATINUM



Whiteboard Back available on Mega-Towers & Mega-Cabinets. See page 192 for details.

## Cascade End Panels with Pegboard

To specify a pegboard end panel to any Cascade add an "H" to the 10th position in its model number. See below examples.

Shown from left to right:  
 Mega-Case #310015000H  
 Mega-Cabinet #610024000H  
 Mega-Tower #910036000H



Pegboards available on any Cascade unit.

Model	Description		D"	W"	H"	WT.
<b>Cascade Case Pegboards</b>						
110005000H	Mini-Case Open w/five 3" EW totes	w/casters	19	21	30.4	52
210010000H	Mid-Case Open w/ten 3" SW totes	w/casters	19	29	30.4	69
310015000H	Mega-Case Open w/fifteen 3" SW totes	w/casters	19	43	30.4	90
<b>Cascade Cabinet Pegboards</b>						
410008000H	Mini-Cabinet Open w/eight 3" EW totes	w/casters	19	21	43.3	74
510016000H	Mid-Cabinet Open w/sixteen 3" SW totes	w/casters	19	29	43.3	97
610024000H	Mega-Cabinet Open w/twenty-four 3" SW totes	w/casters	19	43	43.3	132
<b>Cascade Tower Pegboards</b>						
710012000H	Mini-Tower Open w/twelve 3" EW totes	w/casters	19	21	61.4	96
810024000H	Mid-Tower Open w/twenty-four 3" SW totes	w/casters	19	29	61.4	125
910036000H	Mega-Tower Open w/thirty-six 3" SW totes	w/casters	19	43	61.4	209

**Frame and Pegboard Color:**



PLATINUM

# Cascade® Cubbies



Cubby Mega-Tower

Cubby Mega-Cabinet

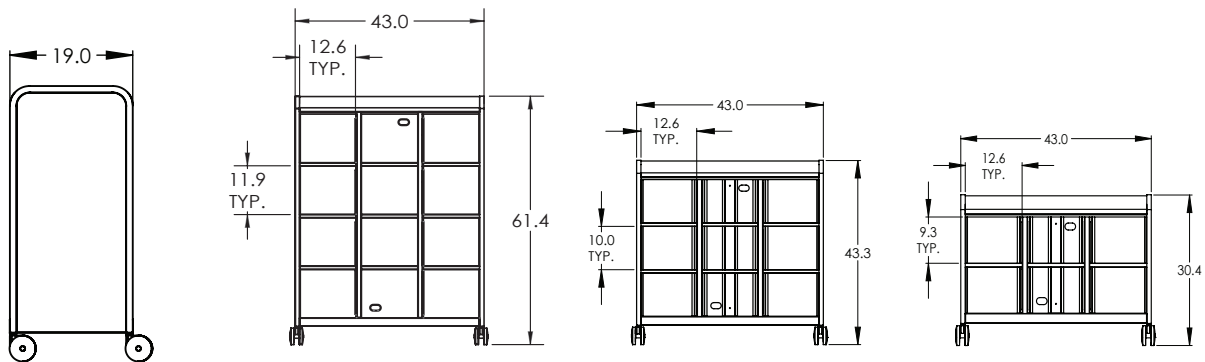
Cubby Mega-Case

## Cascade Cubby

These versatile storage units feature large cubbies for organizing backpacks of all sizes, with room left over. They offer the additional benefit of mobility thanks to their 4" or 5" dual-wheel casters. Lockable doors are available as an option, as is a Whiteboard on the Cubby Mega-Tower.

The Cascade Cubby combines the quality of ready access you get with shelf storage with the organizational advantages you get with tote storage. Whether used for holding student backpacks or for learning materials, they perform well. Cascade Cubbies are flexible, scalable, comprehensive solutions for organization, storage and distribution of materials within the school.

- All-steel cabinet rolls on dual-wheel casters: 4" casters for Mega-Case; 5" casters for Mega-Tower and Mega-Cabinet
- Whiteboard back available on Mega-Tower and Mega-Cabinet. Upcharge applies.



19" depth for all 3 Cubbies

Cubby Mega-Tower

Cubby Mega-Cabinet

Cubby Mega-Case

# Flexible, scalable comprehensive storage solutions.



**Model F11000000P**  
Cubby Mega-Tower



**Model E11000000P**  
Cubby Mega-Cabinet



**Model D11000000P**  
Cubby Mega-Case

## Cascade Cubby



Whiteboard Back available on  
Mega-Cabinets & Mega-Towers  
Add W to 4th character to order.  
Example on page 192.

Model	Description	D"	W"	H"	WT.
<b>Cascade Cubby Mega-Tower</b>					
F11000000P	Open w/12 Cubbies w/casters	19	43	61.4	135
F21000000P	Doors w/12 Cubbies w/casters	19	43	61.4	154
F31000000P	Open w/12 Cubbies w/glides	19	43	56.4	132
F41000000P	Doors w/12 Cubbies w/glides	19	43	56.4	151
<b>Cascade Cubby Mega-Cabinet</b>					
E11000000P	Open w/9 Cubbies w/casters	19	43	43.4	128
E21000000P	Doors w/9 Cubbies w/casters	19	43	43.4	147
E31000000P	Open w/9 Cubbies w/glides	19	43	38.4	125
E41000000P	Doors w/9 Cubbies w/glides	19	43	38.4	144
<b>Cascade Cubby Mega-Case</b>					
D11000000P	Open w/6 Cubbies w/casters	19	43	30.4	97
D21000000P	Doors w/6 Cubbies w/casters	19	43	30.4	111
D31000000P	Open w/6 Cubbies w/glides	19	43	25.4	94
D41000000P	Doors w/6 Cubbies w/glides	19	43	25.4	108

\* Door handles not available in Charcoal.

### End Panel and Edge Color Options:

APPLE	CHARCOAL	PLATINUM
BLACK	FOREST GREEN*	PURPLE*
BLUEBERRY*	NAVY	RED*
BURGUNDY*	ORANGE*	YELLOW*
CERULEAN	PERSIAN BLUE	

### Frame Color:

PLATINUM
----------

\* Additional Lead Time



## Cascade Maker Cart

This maker cart provides movable, lockable storage for AV equipment, and a durable work surface. Available in 14 colors. Locking doors open 270° to provide obstruction-free access to AV gear and materials.

- Ventilation ports to help cool electronic devices and projectors.
- Cord and access ports located on back.
- Total of four electrical outlets outside and five inside connected with one 12 foot cord.
- Rolls smoothly on 4" double-wheel casters.
- 16.5" x 40.5" inside shelf included
- Includes apparatus rod or 'filament spool holder.'

**Model V21U00000P**  
Cascade Mega-Case Maker Cart.

*(See Image on opposite page for reverse side, Cascade AV Presentation Cart.)*

Model	Description	D"	W"	H"	WT.
V21U00000P	Cascade Mega-Case Maker Cart	19	43	37	125

\* Door handles not available in Charcoal.





**Model V21100000P**  
AV Mega-Case



**Model V21100000P**  
AV Mega-Case,  
(Back panel identical for Maker  
Cart on opposite page.)

## Cascade AV Presentation Cart

This presentation cart provides movable, lockable storage for AV equipment, and a durable work surface. Available in 14 colors. Locking doors open 270° to provide obstruction-free access to AV gear and materials.

- Ventilation ports to help cool electronic devices and projectors.
- Cord and access ports located on back.
- Total of four electrical outlets outside and five inside connected with one 12 foot cord.
- Rolls smoothly on 4" double-wheel casters.
- 16.5 x 40.5" inside shelf included



**Model W21100000P**  
AV Mid-Case

Model	Description	D"	W"	H"	WT.
V21100000P	Cascade Mega-Case AV Presentation Cart	19	43	37	125
W21100000P	Cascade Mid-Case AV Presentation Cart	19	29	37	98

\* Door handles not available in Charcoal.

### Surface Options for Riser Shelf:

ASIAN NIGHT	FRENCH PEAR	NEW AGE OAK
BOARDWALK OAK	FUSION MAPLE	NORTH SEA GRAY
BUKA BARK	GREY NEBULA	PALISADES OAK
CLASSIC LINEN	HIGH RISE	PEWTER MESH
FLAX LINEN	MISSION MAPLE	WILD CHERRY

### End Panel and Edge Color Options:

APPLE	CHARCOAL	PLATINUM
BLACK	FOREST GREEN*	PURPLE*
BLUEBERRY*	NAVY	RED*
BURGUNDY*	ORANGE*	YELLOW*
CERULEAN	PERSIAN BLUE	

\* Additional Lead Time

### Frame Color:

PLATINUM
----------

# Cascade® Wardrobe

Lessen the footprint of your teacher's area.  
Conveniently store the essentials.



**Model L10006062P**  
Teacher Wardrobe with casters.  
Open with SW totes.



**Model L10024000P**  
Teacher Wardrobe with casters.  
Open with SW totes.

## Cascade Teacher Wardrobe with Totes

This high-capacity, versatile, mobile storage unit is available with tote trays and a shelf and can be fitted with optional locking doors. Our Cascade Storage System allows educators to organize, store and distribute learning materials. This mobile storage unit is highly customizable to hold items in a wide range of sizes and shapes — from daily assignments to art supplies.

Model	Description		D"	W"	H"	WT.
<b>Standard Width (SW) Totes</b>						
10024000P	Open w/twenty-four 3" SW totes	w/casters	19	43	61.4	147
10000120P	Open w/twelve 6" SW totes	w/casters	19	43	61.4	147
10006062P	Open w/six 3" and six 6" and two 12" SW totes	w/casters	19	43	61.4	147

*Note: \*Specify whether you would like shelf/wardrobe on Left or Right. Model numbers for Left-hand Shelf begin with L. Model numbers for Right-hand Shelf begin with R.*

**Whiteboard Back available for Mega-Tower**  
Add W to 4th character to order.  
Example:  
R10W24000P

\* Door handles not available in Charcoal.

### End Panel and Edge Color Options:

- |            |               |          |
|------------|---------------|----------|
| APPLE      | CHARCOAL      | PLATINUM |
| BLACK      | FOREST GREEN* | PURPLE*  |
| BLUEBERRY* | NAVY          | RED*     |
| BURGUNDY*  | ORANGE*       | YELLOW*  |
| CERULEAN   | PERSIAN BLUE  |          |

### Frame Color:

- PLATINUM

\* Additional Lead Time

## Standard Width (SW) Tote

## Extra Wide (EW) Tote



**67000**

17"d x 12 1/4"w x 3"h

**67001**

17"d x 12 1/4"w x 6"h

**67002**

17"d x 12 1/4"w x 12"h

**67010**

15 3/4"d x 18 1/2"w x 3"h

Model	Description	D"	W"	H"	WT.
<b>Totes with Housing*</b>					
30933	SW (Standard Width) 3" SW Tote with housing	17.25	12.75	5	3.1
30934	SW (Standard Width) housing only	16.75	12.75	2.75	1.9
30935	EW (Extra Width) 3" EW Tote with housing	17.25	19	4.25	7.3
30936	EW (Extra Width) housing only	16.75	19	2.25	5.7
<b>Standard Width Totes*</b>					
67000	SW Single Depth Tote 3"	17	12.25	3	1.2
67001	SW Double Depth Tote 6"	17	12.25	6	1.7
67002	SW Quad Depth Tote 12"	17	12.25	12	2.6
<b>Extra Wide Totes*</b>					
67010	EW Single Depth Tote 3"	15.75	18.5	3	1.6

\*See tote compatibility chart on page 177 for which desks work.

### Color Options:



PLATINUM



CLEAR\*

\* Additional Lead Time



Model 67010 EW Single Depth Tote 3"



Model 67000 SW Single Depth Tote 3"  
Model 67001 SW Double Depth Tote 6"



Model 67010 EW Single Depth Tote 3"



The Cascade Nomad has three shelves accessible from either side. Each shelf is halved by a structural divider.

## Cascade® Nomad Cart

Featuring three shelves, the Cascade Nomad offers an open-shelf layout with easy access for maximizing storage in any classroom or library setting. The powder coated all steel construction maximizes durability guaranteeing many years of service. The Nomad unit has a maximum capacity of 800 lbs. and rolls on sturdy, 5" casters for mobility. Cascade Nomad is available in Platinum only.

Model	Description	D"	W"	H"	WT.
21900	Cascade Nomad Cart	21	43	53	128

**Frame Color:**

 PLATINUM



The Everything Cart  
Model 21088



The Everything Cart has six compartments top and bottom.

## Everything Cart

The Everything cart is designed for maximum versatility, they roll smoothly on standard 4" soft-tread dual-wheel casters, or choose optional 5" dual wheel or 5" single-wheel casters. They have two levels of double-face bins that can hold almost anything from books to art supplies, gym equipment and student works.

- Baked-on powder coat finish provides lasting color.
- Choose from 11 colors.
- 18-gauge steel, welded construction.

Model	Description	D"	W"	H"	WT.
21088	Everything Cart	18	36	36	70

### Color Options:

 APPLE*	 FOREST GREEN*	 PURPLE*
 BLACK	 NAVY*	 RED*
 CERULEAN*	 PERSIAN BLUE	 SAND
 CLEMENTINE*	 PLATINUM	<i>* Additional Lead Time</i>

# Library Booktrucks



**Three Flat Shelf Truck  
Model 21051**



**Gorilla Truck w/Six Sloping  
Shelves, Model 21101**  
600-lb. capacity



**Three Sloping Shelf Truck  
"Mini" Model 21096**

## Booktrucks












4" soft-tread, dual-wheel casters standard. Optional are 5" dual-wheel or 5" single-wheel. Available in 11 colors.

- Choose from single- or double-sided configurations.
- Baked-on powder coat finish provides lasting color.
- Choose from 11 colors.
- Double-sided models have sloping shelves that are 34" long x 7.5" deep on each side and a 6" high back.
- 18-gauge steel, welded construction.

Model	Description	D"	W"	H"	WT.	
21001	Six Sloping Shelf Truck	18	36	43	73	
21004	Six Sloping Shelf Truck	w/6 book supports/shelf dividers**	18	36	43	76
21092	Three Sloping Shelf Truck	14	36	43	60	
21094	Three Sloping Shelf Truck	w/3 book supports/shelf dividers**	14	36	43	62
21096	Three Sloping Shelf Truck	14	24	43	46	
21051	Three Flat Shelf Truck	18	36	43	62	
21088	Everything Cart	18	36	36	70	
21101	Gorilla Truck	6 Sloping Shelf w/six 5" casters	18	36	44	89

\*\*Black Book Supports/Shelf Dividers Standard

### Color Options:

- |   |   |   |
|---|---|---|
|  APPLE*      |  FOREST GREEN* |  PURPLE* |
|  BLACK       |  NAVY*         |  RED*    |
|  CERULEAN*   |  PERSIAN BLUE  |  SAND    |
|  CLEMENTINE* |  PLATINUM      | * Additional Lead Time  |



**The Everything Cart  
Model 21088**



**Six Sloping Shelf Truck, Model 21001**  
Shown with optional Shelf Dividers,  
Model 21104




**Three Sloping Shelf Truck, Model 21092.** Shown with optional Shelf Dividers, Model 21105

## Booktruck Accessories



Black



Smoke

### Booktruck Sliding Book Support/ Shelf Divider

Helps keep books in place and limits shifting.  
Available in 3 pack. Available in Black or Smoke.  
Black is standard unless Smoke is specified.

Model	Description	D"	W"	H"	WT.
21104	Dividers for models 21001-21031	7		6	2
21105	Dividers for models 21092-21096	10		6	2

## Booktruck Caster Options



**4" Dual-wheel Casters**  
4 pack. Soft tread.  
**No-locking wheels**  
17560  
**2-locking wheels**  
17565



**5" Dual-wheel Casters**  
4 pack. Soft tread.  
**No-locking wheels**  
17566  
**2-locking wheels**  
17567



**5" Single-wheel Casters**  
4 pack. Rubber wheel.  
**No-locking wheels**  
17568  
**2-locking wheels**  
17569

# Color outside the lines.

Color can have an effect on mood, emotion and productivity, which ultimately influences student success. While there is no one-size-fits-all approach to the use of color, consider letting the purpose of the room guide the color scheme selection. With a little bit of thought and planning — and access to the right furniture company — finding furniture that meets the color needs of any space can be done with ease.

See website for application and availability.

---

## Request a sample kit.

Go online or ask your Smith System dealer to request a sample kit. The kit includes edge molding color samples, laminate top samples, seating color chips and all the other necessary pieces to select your school's furnishings.

---

## Design resources.

Smith System furniture is available on all popular specification software, including:

- 20/20
- Project Matrix
- Revit Files
- 2D/3D CAD Files

---

## Standard laminates.

All 15 of the standard laminates are -60 finish. When a Wilsonart Laminate code includes "Y," "K," "-12," "-78" or "AEON," these are special laminates with an upcharge, even when it contains a "-60" or "-38."

---

## Standard edge profiles.

Available in .75" and 1.25" thicknesses, Smith System tables and desktops give you the option of lending the tops of the room a light or substantial feel. Similarly, our edge band treatments give the choice of curved, bullet or bumper edges.

---

## Laminate options.

Want to specify a different laminate? No problem. If you have 20 or more tops of the same color Wilsonart Laminate with finishes -60 or -38 there is no upcharge. Have 20 or less or want to specify a different laminate brand? We will quote the job for you, just provide the laminate code and finish style.



# Power Options



## ADD POWER

This symbol indicates you can add power to select tables.



You will find the “ADD POWER” logo throughout this catalog. It signifies which Smith System tables are compatible with our power units.

When ordering, please submit a drawing with your order to indicate the desired positioning of the power unit on the work surface. All power accessories are special order, a custom feature per table and are non-returnable. For more information call 800.328.1061.



### Flat Power Module

Shown, Model 017098 SLV  
1 power, 1 Twin USB port

Model	Description	D"	W"	H"
017098 SLV	1 power, 1 Twin USB port	3.4	2.3	3.25
017097 SLV	2 power	3.4	2.3	3.25



### Soft Touch Dome Power Module

Shown, Model 017079  
BLA 2 power, 1 Twin USB port, 1 power cord

Model	Description	D"	W"	H"
017079 BLA	2 power, 1 Twin USB port	3.8	3.56	3.86
017078 BLA	3 power	3.8	3.56	3.86



### Clamp-On Power Module

4 plug power outlet with  
10 ft cord

Model	Description	D"	W"	H"
17107	4 power	2.8	6.6	3.3



### Surface Power Module

Shown, Model 017093 SLV  
4 power

Model	Description	D"	W"	H"
017093 SLV	4 power	3	8	.11
017086 SLV	2 power, 4 USB	3	8	.11



### Retractable Power Module

Shown, Model 017085 SLV  
2 power, 2 Twin USB ports

Model	Description	D"	W"	H"
017085 SLV	2 power, 4 USB	4.43	8.25	1.34
017092 SLV	4 power	4.43	8.25	1.34



### Retractable Mini Power Module

2 power

Model	Description	D"	W"	H"
017091 SLV	2 power	3.7	3.7	1.17

# Customer Service, Ordering, Terms and Freight.

## **PURCHASE ORDERS**

Be sure to include: 1. Quantity 2. Model Number 3. Description 4. Color Choice (top, edge, frame color for tables, and shell and frame color for chairs) 5. Price for each item, including quote number. Scan QR code for complete details, or visit our website: [https://smithsystem.com/po\\_checklist/](https://smithsystem.com/po_checklist/)



Smith System accepts orders via:  
- email: [smithfax@smithsystem.com](mailto:smithfax@smithsystem.com)  
- fax: 972.398.4051

Cancellation or modification of orders must be submitted to Smith System in writing. In some cases a cancellation fee may be charged if raw materials, work in progress or special products are involved. All tops are made to order.

## **PRICES**

All prices are ex works; Carrollton (zip code 75006), Texas. Prices are subject to change without notice. Freight charges for shipments are prepaid and added to the invoice.

For delivered pricing or delivered and installed pricing, Smith System produces a price book based on shipping zone.

## **TERMS**

Invoice terms for credit accounts are NET 30 days. Orders are invoiced on day of shipment. New customers and international customers are cash in advance.

Smith System accepts school purchase orders and credit cards. Credit cards are accepted for first order only at standard discount. Smith System accepts Visa, MasterCard or American Express.

## **QUICK SHIP/SHIPPING LEAD TIMES**

There are 16 Quick Ship laminate colors, 6 chair shell colors and 8 bumper edge colors. Frame color availability is specified on the catalog page. Quick Ship lead

time for 40 bumper edge tables and 40 chairs is 5 business days plus transit time, though this may extend during the busy summer season. Please call for specific availability. If the product components are in stock, they will ship as soon as possible. Non-Quick Ship lead time is 8 to 12 weeks from the time of your order, and may extend to 16 to 20 weeks for non-standard product. Call Smith System with questions.

Shipping date is confirmed by acknowledgement 24-48 hours after receipt of purchase order. Every attempt will be made to meet that shipping date. However, it is subject to change without prior notification. Smith System reserves the right to discontinue products and change product specifications and prices. We do not pay for split shipments.

## **DELIVERY**

Shipments are sent prepaid with charges added to the invoice. Product shipping weights are for product only. LTL shipments are sent on pallets. Pallet weights will be added to total weight for LTL shipments. Standard LTL shipments do not include inside delivery. Inside delivery is available. Inside delivery requests need to be on the order and appropriate freight charges will be added. Some products can ship FedEx. For orders that ship FedEx, inside delivery is included in freight charges. Smith System will determine the mode, method and carrier which meet the best delivery criteria.

## **FREIGHT**

Do not refuse freight because of damage or shortage. All merchandise is packed to comply with carrier requirements. For your protection all shipments should be carefully inspected by the consignee before acceptance. The delivering carrier should be requested to record on the delivery receipt any damage to goods or cartons at time of delivery. Also, any shortages should be noted on the delivery receipt. If further damage is found after delivery, immediate inspection by the delivering carrier must be requested. The delivering carrier must be notified at once of concealed damage. All cartons and merchandise must be held for inspection.

Carrier liability ceases after 10 days (5 days for YRC).

Smith System will assist customers at all times to obtain claim settlement, but the consignee must take the necessary steps to obtain the proof of loss and damages. If customer selects freight carrier, customer is responsible for any freight damage claims. NOTE: Carriers are not responsible for damage or shortage after the delivery receipt is signed without a damage or shortage notification.

Smith System delivers to all 48 continental states. All orders delivering to other states and international locations are ex works Carrollton (zip code 75006), Texas. International freight quotes are available upon request and do not include taxes, duties, or customs brokerage.

## **CHARGE BACKS**

The tare weights and dimensions listed are estimated; therefore Smith System will not be responsible for freight costs associated with these variances. LTL Shipments go on pallets, weights vary.

## **RETURNS**

All products are made to order and are not returnable. Initiation of a returnable item must begin within 14 days of delivery. Smith System will be unable to accept an item not reported within this time period. No goods will be accepted for return without prior authorization. Agreed returns will be subject to 30% restocking charge, plus any return carrier charges. Any unpacked, used or assembled item will not be considered for return.


## **WARRANTY**

Smith System has a Limited Lifetime Warranty. Scan QR code for complete details, or visit our website: <https://smithsystem.com/about-us/warranty/>



Smith System indoor furniture is 100% UL Greenguard Gold Certified For Children and Schools Certified<sup>SM</sup> on our complete product line with the exception of butcher block.

# Smith System®





**Smith System®**

1150 Luna Road  
Carrollton, TX 75006  
1.800.328.1061  
[www.smithsystem.com](http://www.smithsystem.com)