

MOORECO[™]
CONTRACT



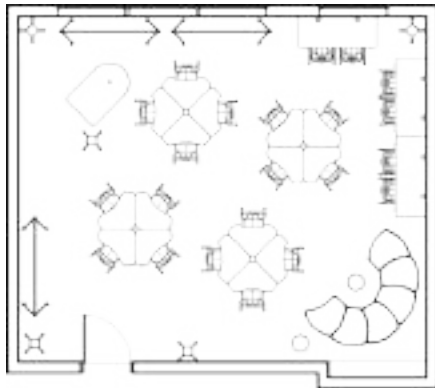
MOORECO
C O N T R A C T

MooreCo Contract

2885 Lorraine Avenue | Temple, TX 76501
p: 800.749.2258 | f: 866.888.7483
www.moorecocontract.com

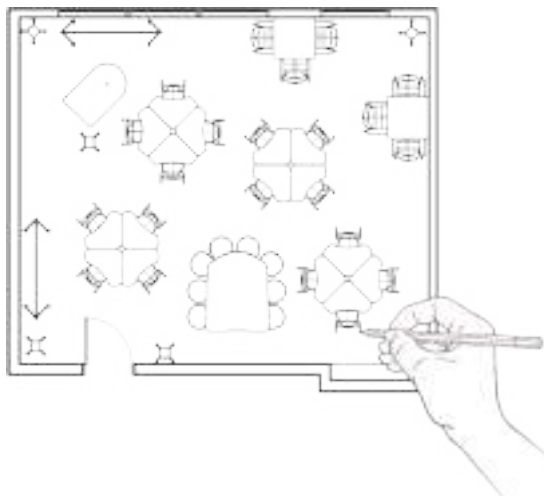
Step 1: Your Needs, Our Command

We listen to your needs. Is your project a remodel? New construction? We take into account your budget, available space, user demographics, and above all timing when creating your space plans.



Step 3: Review, Revise, Retouch

All projects take adjustment and revision, and our team is ready to revise and ensure the final layout is exactly what the room will look like in reality. Once all adjustments and revisions have been made, the order will be placed.



Step 2: Your Ideas In Full Color

Our space planning and design teams will take your feedback and turn your ideas into drawings and renders. We will use our expertise and experience to maximize space usage and ensure that furniture selections evoke an integrated and productive environment. Our interior design experts can also help with color palettes, finishes, and fabric selections. You have a team of your own? We can give you tools such as 3D models and textures, or find us in libraries such as 2020.



Step 3.5: Our Stock Program

What if the project is past its deadline, and you need furniture now? We can take care of that! We have an extensive In Stock/Quick Ship program that includes our best selling items in top industry finishes and colors, including laminates and edgebands. Who said custom furniture takes forever to make? We can have your room outfitted in as few as ten business days from order.



ORDER



SHIPS WITHIN 10 DAYS



DELIVERED

Step 4: Render to Reality

With help from our partners and dealer network, the installation is complete. From render to reality, your ideas and design plans have been literally brought to life.

Explore MooreCo Contract:
www.moorecocontract.com

Our Brand...

MooreCo Contract is a new division of MooreCo Inc., specializing in designing and outfitting environments from start to finish. We are taking the contract market to a whole new level by offering everything from design services and custom products, to quality furniture ready to ship in your busiest season.

Let us know your specific needs and allow us to show you how we can take your project from a concept in your mind, to paper, and to reality in less time and with less hassle than you ever imagined.

Our Services...

So how does MooreCo Contract work? We start by listening to your needs, budget, your challenges, preferences, and specifications. We then gather our design team, who will create the environment you envision to the last detail.

Our in-house team is composed of space planning experts, interior designers and furniture design engineers who will provide you with a complete solution for your space from top to bottom. We include furniture layout options, fabric palettes, material and finish choices. The plans you receive will be tailor-made specifically for your environment and your users.

Our team will provide you with a fully functional and beautiful environment that will not only be aesthetically pleasing, but ergonomic, versatile, and will make the best use of the space provided.

MooreCo's space planning and design professionals can make short work of figuring out even the most complex room layouts, with specialized seating pods, table setups, custom furniture and visual communication pieces. For any environment, any application, and any user base, we can create a room that works for you.

We provide you with over 3000 fabrics to choose from to personalize your soft seating, room dividers, and more. We understand that making decisions on fabrics, laminates, and colors can be overwhelming. We can help you by providing you with choices based on your budget, the function of your environment, and what colors and themes work for you.

Visit www.moorecocontract.com to submit a design brief for your project, and let us get started on making plans for your space needs.

FURNITURE

A. Trend Flip Top Table

7224 Top
Field Elm Laminate + Platinum Edgeband
Silver Base
90280-7999-PL
29.5"H x 72"W x 24"D

B. Circulation Stack Chair + Casters

Black
34554-34644
18" seat height
39.5"H x 21.5"W x 22"D

C. Beta AV Cart

27614
67"H x 32"W x 33"D

D. Circulation Task Chair

Black
34552
17" to 20" seat height
38.5" – 41.5"H x 26"W x 26"D

E. Trend Podium

Field Elm Laminate + Platinum Edgeband
58230-7999-PL
43" – 49"H x 19.75"W x 20.75"D

F. Circulation Task Stool

Black
34643
24" to 31" seat height
45.5" – 52.5"H x 26"W x 26"D

G. iTeach Spider Flat Panel Cart

37650
75" – 98"H x 58"W x 30.25"D

H. HG Wall Mount Projector Arm

66647
8.47"H x 13.88"W x 34.7"D

BOARDS

I. Visionary® Magnetic Glass Board

White + Brass finish hardware
83846-B574V8
47.24"H x 94.49"W

J. Visionary® Magnetic Glass Board

Black + Brass finish hardware
84064-B574V6
47.24"H x 70.87"W

K. Interactive Projector Board + Whiteboard System

76446
5'H x 16'W









FURNITURE

A. Soft Seating Loveseat – Armless

Faux Felt Sprout
2000C-FABRIC
34.5"H x 45"W x 29.5"D

B. Soft Seating 45° Inside Wedge Chair – Armless

Faux Felt Sprout
4000CIB-FABRIC
34.5"H x 45"W x 29.5"D

C. MediaSpace Table – Large

Neo Walnut Laminate + Black Edgeband
Black Legs
27755-7991-BL
22" – 32"H x 71.37"W x 58.82"D

D. iTeach® Electric Flat Panel Wall Mount

27745
36" – 46"H x 37.5"W x 8"D

BOARDS

E. Porcelain Steel Whiteboard + Origin™ Trim

Off White + Aluminum
2020H-01
4'H x 8'W

F. Platinum Mobile Reversible Board

Porcelain Steel / Porcelain Steel
669RG-DD
79.5"H x 79.75"W x 24"D

FURNITURE

A. Nido Sit/Stand Flip Top Table

6024 Top
Raw Eucalyptus Laminate + Black Edgeband
90282-Y0559-BL
29.5' – 41.75'H x 60"W x 24"D

B. Nido Sit/Stand Flip Top Table

Half Round Top
Raw Eucalyptus Laminate + Black Edgeband
90284-Y0559-BL
29.5' – 41.75'H x 48"W x 24"D

C. Soft Seating Round Stool Medium

Chromatic Terrace
980M-FABRIC
20"H x 18"W x 18"D

BOARDS

D. Sharewall

Gloss White
2E8JX-25
8'H x 16'W

E. Visionary® Move Colors

Low Iron White Glass
74965-WHITE
72.8'H x 38.3'W x 25.9"D

F. Porcelain Steel Whiteboard + Ultra Trim

Off White + Black
2028H
4'H x 8'W

G. DOC Glass Mobile Room Divider

Black Frame + Raw Eucalyptus Laminate
8221G-Y0559
73'H x 75.4'W x 20'D









FURNITURE

A. Up-Rite Electric Sit/Stand Desk
7230 Curved Top
Gray Elm Laminate + Platinum Edgeband
91153-D-8201-PL
28" – 46.5"H x 72"W x 30"D

B. Up-Rite Pneumatic Perch Stool
34796
28.25" – 37.25"H x 24"W x 18.5"D

C. Soft Seating Chair – Both Arms
Drawing Lines Lapis
1000CLR-FABRIC
34.5"H x 30.5"W x 29.5"D

BOARDS

D. Visionary® Magnetic Glass Board
Black + Brass finish hardware
83841-BK-B574V
47.24"H x 47.24"W

E. InMotion Mobile Room Divider
Porcelain Steel + Carter Oak Laminate
CF8411H-17004
73"H x 100"W x 20"D

B

FURNITURE

A. Soft Seating Chair – Both Arms

Drawing Lines Lapis
Crossing Colors Alabaster
1000CLR-FABRIC
34.5"H x 30.5"W x 29.5"D

B. Soft Seating Single Bench – Table Top

Cashmere II Cream
Weaving Palettes Parisian
Asian Sand Laminate + Dove Gray Edgeband
1000T-FABRIC-7952-GR
16"H x 22.5"W x 29.5"D

C. Soft Seating Loveseat – Both Arms

Drawing Lines Lapis
2000CLR-FABRIC
34.5"H x 53"W x 29.5"D

D. Soft Seating 22.5° Inside Wedge Chair – Right Arm

Crossing Colors Alabaster
3000CIBRH-FABRIC
34.5"H x 37"W x 29.5"D

E. Soft Seating 22.5° Inside Wedge Chair – Left Arm

Crossing Colors Alabaster
3000CIBLH-FABRIC
34.5"H x 37"W x 29.5"D

F. Soft Seating 22.5° Wedge Bench – Table Top

Weaving Palettes Parisian
Asian Sand Laminate + Dove Gray Edgeband
3000T-FABRIC-7952-GR
16"H x 33"W x 29.5"D

G. Soft Seating Sofa – Both Arms

Crossing Colors Alabaster
2500CLR-FABRIC
34.5"H x 76.5"W x 29.5"D

H. Soft Seating Chair – Right Arm

Drawing Lines Lapis
1000CRH-FABRIC
34.5"H x 26.5"W x 29.5"D

I. Soft Seating Chair – Armless

Drawing Lines Lapis
1000C-FABRIC
34.5"H x 22.5"W x 29.5"D

J. Soft Seating Chair – Left Arm

Drawing Lines Lapis
1000CLH-FABRIC
34.5"H x 26.5"W x 29.5"D

K. Soft Seating Corner Bench – Round

Cashmere II Cream
Asian Sand Laminate + Dove Gray Edgeband
6000RBT-FABRIC-7952-GR
16"H x 49"W x 34"D

BOARDS

L. Visionary® Magnetic Glass Board

White + Brass finish hardware
83846-B574V8
47.24"H x 94.49"W









FURNITURE

A. Bistro Height Adjustable Table

3636 Square Top
Gray Elm Laminate + Platinum Edgeband
90353-8201-PL
30" - 43.5"H x 36"W x 36"D

B. Circulation Stacking Stool

Gray (custom color)
37435-XXXXX
50.5"H x 24.75"W x 23.5"D

BOARDS

C. Visionary® Magnetic Glass Board

Black + Brass finish hardware
84064-B574V6
47.24"H x 70.87"W

FURNITURE

A. MTD Double Pedestal Return Desk

Florence Walnut Laminate + Platinum
Edgeband
90454-7993-PL
30" - 38"H x 72"W x 72"D

B. MTD File Cabinet

Florence Walnut Laminate + Platinum
Edgeband
90369-7993-PL
30" - 38"H x 18"W x 24"D

C. Ergo Ex Office Chair

34434
17" to 20" seat height
48" - 51"H x 28"W x 24"D

D. Soft Seating Chair - Both Arms

Silica Likely Marble
1000CLR-FABRIC
34.5"H x 30.5"W x 29.5"D

E. Soft Seating Corner Bench - Square

Faux Felt Flannel
Florence Walnut Laminate + Dove Gray
Edgeband
5000SBT-FABRIC-7993-GR
16"H x 49"W x 36"D

F. Soft Seating Loveseat - Both Arms

Silica Likely Marble
2000CLR-FABRIC
34.5"H x 53"W x 29.5"D

BOARDS

G. Visionary® Magnetic Glass Board

White + Brass finish hardware
83846-B574V8
47.24"H x 94.49"W

H. Pebbles Vinyl Tackboard + Ultra Trim

Light Quarry + Silver Trim
3119H-67
4"H x 8"W









FURNITURE

A. MTD Single Pedestal Return Desk
Fawn Cypress Laminate + Platinum Edgeband
90446-8208-PL
30" – 38"H x 72"W x 72"D

B. MTD Single Pedestal Desk
7224 Top
Fawn Cypress Laminate + Platinum Edgeband
90452-8208-PL
30" – 38"H x 72"W x 24"D

C. Butterfly Ergonomic Office Chair
34729
18" to 21" seat height
48" – 51"H x 28"W x 24"D

D. Soft Seating Chair – Both Arms
Bangle Granite
1000CLR-FABRIC
34.5"H x 30.5"W x 29.5"D

E. Soft Seating Corner Bench – Square
Bangle Granite
Fawn Cypress Laminate + Dove Gray
Edgeband
5000SBT-FABRIC-8208-GR
16"H x 49"W x 36"D

F. Soft Seating Loveseat – Both Arms
Audubon Ecru
2000CLR-FABRIC
34.5"H x 53"W x 29.5"D

BOARDS

G. Visionary® Magnetic Glass Board
White + Brass finish hardware
83846-B574V8
47.24"H x 94.49"W

H. Visionary® Magnetic Glass Board
Black + Brass finish hardware
83841-BK-B574V
47.24"H x 47.24"W

I. Porcelain Steel Whiteboard + Origin™ Trim
Off White + Aluminum
2020H-O1
4"H x 8"W

FURNITURE

A. Soft Seating Chair – Both Arms

Sail Harbor
1000CLR-FABRIC
34.5"H x 30.5"W x 29.5"D

B. Soft Seating Single Bench – Table Top

Sail Harbor
Gray Elm Laminate + Dove Gray Edgeband
1000T-FABRIC-8201-GR
16"H x 22.5"W x 29.5"D

C. Soft Seating Loveseat – Both Arms

Silica Cumulus
2000CLR-FABRIC
34.5"H x 53"W x 29.5"D

D. MediaSpace Flat Panel Cart

27809
70"H x 34.1"W x 21.8"D

E. MTD Double Pedestal Desk

7224 Top
Hemlock Crown Laminate + Platinum
Edgeband
90450-YO281-PL
30" – 38"H x 72"W x 24"D

F. Butterfly Ergonomic Office Chair

34729
18" to 21" seat height
48" – 51"H x 28"W x 24"D

G. Up-Rite Electric Sit/Stand Desk

7230 Curved Top
Hemlock Crown Laminate + Platinum
Edgeband
91153-D-YO281-PL
28" – 46.5"H x 72"W x 30"D

H. Up-Rite Pneumatic Perch Stool

34796
28.25" – 37.25"H x 24"W x 18.5"D

BOARDS

I. Visionary® Magnetic Glass Board


White + Brass finish hardware
83846-B574V8
47.24"H x 94.49"W

J. Visionary® Magnetic Glass Board

White + Brass finish hardware
83845-B574V6
47.24"H x 70.87"W

K. Divvy DOC Room Divider

Custom Zig Pattern
661DG-CUSTOM
73"H x 76"W x 20"D







What Is Vanerum Studio?

Don't see a stock product that does exactly what your space needs?

Vanerum Studio is the custom design branch of Vanerum North America, where we are dedicated to solving your unique design needs. At Vanerum Studio we can help with a variety of custom design requests, ranging from healthcare to education to workspaces, and anything in-between.

We have a team of designers that will work with you to create pieces that are more personalized than our stock selection of products. Some of our past Studio projects include reception desks, built-in bookcases, and custom seating solutions.

Please visit our web site to fill out a design brief and get the ball rolling. You can upload any sketches, photos, and supporting documents to help communicate your ideas. For inspiration, take a look at our case studies to see Studio projects we've collaborated on in the past.

www.vanerumna.com









VANERUM
NORTH AMERICA

FURNITURE

A. Vanerum Harvest Bench

Endurance EPU Java + Endurance EPU Nordic
60"W x 30"D x 38"H

B. Soft Seating Chair – Both Arms

Endurance EPU Chair + Endurance EPU Java
1000CLR-FABRIC
34.5"H x 30.5"W x 29.5"D

C. Vanerum Studio Hexagon Tables

Made to custom specifications

D. Vanerum Studio Nesting Coffee Tables

Made to custom specifications

E. Vanerum Privacy Pod

Fossil Laminate + Cycle Calm Fabric
52.5"W x 38.25"D x 48"H

F. Vanerum Cube

Endurance EPU Bluebell
18"W x 18"D x 18"H

G. Vanerum Opti+ Chair

5-Star Base
Graphite Shell + Black Frame
17" to 22" seat height

H. Lab Stool + Back

Black Frame
34441R-34451
18.25" to 29.25" seat height
16.25"W x 16.25"D

BOARDS

I. Visionary® Hierarchy Magnetic Glass Board

Blue
83845-HBLU
47.24"H x 70.87"W

J. Visionary® Magnetic Glass Board

White
83846
47.24"H x 94.49"W

©2018 MooreCo, Inc. All rights reserved.

MooreCo, Inc. reserves the right to correct pricing or copy errors. Due to the current volatility in the price of raw and finished materials, please refer to our latest price list for pricing. Since individual items are subject to availability of materials from our suppliers, we reserve the right to limit quantities. All shipping weights are nominal and may vary depending on items and quantities ordered.

Return Policy: A return authorization is required for the return of any merchandise. All requests for returns should be made within 90 (ninety) days of receipt of merchandise.

Restocking Fee: Returned merchandise will be subject to a restocking fee.

Non-Returnable Merchandise: Combination boards, horizontal sliding boards, and all boards which have been custom sized, custom framed, or customized to specifications will be considered a non-returnable item.







MOORECO[™]
C O N T R A C T



VANERUM[™]
N O R T H A M E R I C A

MooreCo Contract | Vanerum North America
Brand divisions of MooreCo Inc
2885 Lorraine Avenue | Temple, TX 76501
p: 800.749.2258 | f: 866.888.7483
www.moorecocontract.com | www.vanerumna.com