

SAFCO®

48 Hour Quickship Catalog
2021





FURNISHING A HIGH-PERFORMANCE WORKSPACE THAT REFLECTS YOUR BRAND AND CULTURE SHOULD BE SIMPLE. SAFCO® PROVIDES EVERYTHING YOU NEED NEATLY CURATED INTO THIS QUICKSHIP COLLECTION, ALL AT THE RIGHT PRICE, AND DELIVERED AT THE SPEED OF BUSINESS.

Our Quick Ship product offering and robust service capabilities make us the ideal partner to help your workspace and your people achieve more.

48 HOUR QUICK SHIP

Shipping within 48 hours may sound too good to be true, but it's a commitment we're dedicated to. Products ordered from this catalog will ship from one of our domestic distribution centers within 48 hours of receiving a complete Purchase Order. If information is missing from your order such as color, feature choices, quantity, shipping information, etc., our Customer Care team will reach out to you promptly.

OUR LOCATIONS

We're set up to support you no matter where you are located. Our distribution centers, manufacturing facilities, and showrooms create an efficient network designed to provide you with a fast and easy customer experience.

DISTRIBUTION CENTERS (DC'S)

DC's are located -in Riverside, CA and Windsor, VA to facilitate rapid turnaround needs and get your business up and running fast.

Need to know exactly where your products are shipping from? Simply call 888.971.6225 to speak with a live Customer Care representative; 7:30am - 5:00pm CST.

MANUFACTURING FACILITIES

Milford, Iowa, is home to our state-of-the-art manufacturing facility, where we build our legacy products and new product designs. Configured products, custom upholstery seating, and lockers are produced at our Kennesaw, - GA location.

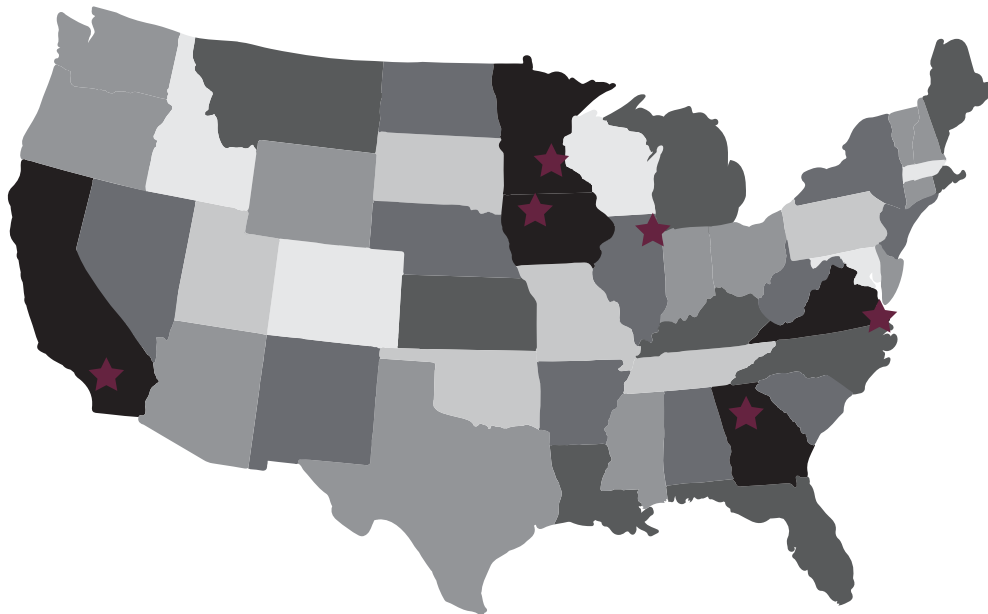
SHOWROOMS

With two owned and operated showroom locations, as well as an extensive network of Rep Group Partner showrooms, our customers can experience our products firsthand. Visit the rep locator on our website to find one nearest you.

Safco Showrooms are located in Milford, IA and at the Merchandise Mart in Chicago, IL.

HEADQUARTERS

Located in New Hope, Minnesota, our headquarters are home to our Customer Care team and other critical company operations, such as our product designers, engineers, sales, and marketing teams. This is where your orders get placed and all your inquiries get answered promptly.



SPACE PLANNING SERVICES

Our team of space planning experts provide robust layout and design services that include our entire product offering, providing you with a complete solution specifically designed to help you achieve your workspace goals. Detailed design renderings bring colors and textures to life and allow you to envision how Safco products will fit into your unique space.

For any space planning questions, please call us at 800-735-6869.

INSTALLATION SERVICES

We don't like leaving anything to chance, and that includes installation. Visit our website or contact Customer Care to find a certified installer near you. Our in-house Installation Manager can help address any questions to ensure your project goes smoothly from start to finish.

STATEMENT OF QUALITY

From design concept to final delivery, quality is ingrained within everything we do. That's why we are committed to the highest level of satisfaction in the manufacture, sale, and support of our products. We understand that quality extends beyond simple product function, so we work hard to exceed customer expectations.

We strive for continuous improvement in all areas and consider our quality programs an integral part of that improvement process. As an industry leader, we ensure that our products meet or exceed the quality standards our customers expect. We also offer an extensive collection of third-party tested products that meet high environmental and safety standards set forth by BIFMA, UL, the State of California, and others.

ENVIRONMENTAL COMMITMENTS

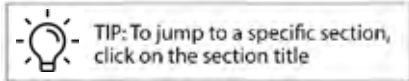
At Safco, we are so committed to environmental sustainability as a core value that we rigorously maintain and continually strive to improve upon each day. This charge to uphold sound health, safety, and environmental management practices extends beyond our walls to include a pledge of uncompromising adherence by our suppliers as well.

Our long-standing dedication to ensuring our products meet the rigorous chemical emissions standards of GREENGUARD Certification signifies our ongoing stewardship and resolve to help our customers achieve a safe and healthful workplace. We will continue to develop environmentally-conscious products through responsible manufacturing practices that our customers can feel good about.

OPERATIONS

Safco advocates continuous improvement in its operations, specifically in the areas of efficient recycling and/or disposal of waste materials and enhanced treatment and control of waste emissions affecting air, water, and soil. Safco also encourages the practice of waste reduction operations such as machine efficiency, raw material utilization, and conservation of soil, air, water quality, biodiversity and wildlife and aquatic habitats. We also practice sustainable forest management policies where applicable: end-of-life treatment recommendations, raw material and recycled content regulation, and legal compliance with environmental legislation.

TABLE OF CONTENTS



OFFICE SUITES 6-29

MIRELLA™ 8-12

MEDINA™ 13-17

ABERDEEN® 18-21

STERLING 22-25

NAPOLI® 26

SORRENTO 27-29

SEATING 30-81

ACTIVE 32-39

STACK/GUEST 40-51

LOUNGE 52-54

OUTDOORS 55-56

TASK 57-65

SPECIALTY 66-71

STOOLS 72-75

INDUSTRIAL 76-77

CHAIR FEATURES 78-81

TABLES 82-97

NESTING/TRAINING 84-91

TEAMING & BISTRO 92-94

EVENT 95

OUTDOOR 96-97

DESKS 98-113

ADJUSTABLE/ 100-108

STANDING-HEIGHT

SITTING-HEIGHT 108-113

MEETING ESSENTIALS 114-125

PRIVACY PANELS, SCREENS 116-117

& ACCESSORIES

LECTERNS 117

BREAK ROOM ORGANIZERS 118-119

REFRESHMENT CARTS 120-121

COAT RACKS 121-123


SIGNS 124-125

PERSONAL ORGANIZATION	126-151
MACHINE STANDS	128-131
DESKTOP ORGANIZERS	132-147
SUGGESTION BOXES	148-149
ERGONOMICS	152-167
LIGHTING	154-156
MONITOR & LAPTOP STANDS	157-159
TV MOUNT & CPU HOLDERS	160
BACKRESTS	161-162
FOOTRESTS/MATS	163-167
STORAGE & FILING	168-195
HOSPITALITY CABINETS	170-171
MAGAZINE RACKS	172-178
LITERATURE ORGANIZERS	179-182
BOOKCASES	183-184
BOOK CARTS	184-185
STORAGE CARTS	185-188
FILE CARTS	189-191
UTILITY/MAIL CARTS	192-195
FACILITIES	196-229
TRASH CANS	198-215
LOCKERS	216-217
MAIL ROOM	218-219
SHELVING	220-224
HAND TRUCKS	225-229
ART & ENGINEERING	230-247
FLAT FILES	232-235
VERTICAL FILING	236-241
ROLL FILES	242-244
MULTIMEDIA	245
DRAFTING TABLES	246-247
WARRANTY	248
INDEX	249-255

THE FOLLOWING ICONS ARE USED THROUGHOUT THIS PUBLICATION:

 NEW PRODUCT/COLORS	 PROP 65 WARNING*
 SAFCO ACTIVE	 RATED FOR 24/7 USE: MEETS STANDARD FED-STD-8234
 FULL-SCALE FIRE TEST FOR FURNITURE	 SHIPPABLE BY SMALL PACKAGE CARRIER
 500 LB. CAPACITY	 EASY TO ASSEMBLE
 MADE IN THE USA	Learn LEARN BY SAFCO®

*PROPOSITION 65, OFFICIALLY THE SAFE DRINKING WATER AND TOXIC ENFORCEMENT ACT OF 1986, IS A LAW THAT REQUIRES WARNINGS BE PROVIDED TO CALIFORNIA CONSUMERS WHEN THEY MIGHT BE EXPOSED TO CHEMICALS IDENTIFIED BY CALIFORNIA AS CAUSING CANCER OR REPRODUCTIVE TOXICITY. THE WARNINGS ARE INTENDED TO HELP CALIFORNIA CONSUMERS MAKE INFORMED DECISIONS ABOUT THEIR EXPOSURES TO THESE CHEMICALS FROM THE PRODUCTS THEY USE.



O F F I C E S U I T E S

LET YOUR SPACE TELL YOUR STORY

Every business has its own story to tell, and space is a great medium for expressing your organization's unique brand and purpose. With a wide array of styles to choose from and pieces that are designed and built to last, our Office Suite selections provide purposeful solutions that can fit within any workplace culture and aesthetic to support your business goals.

OFFICE SUITES

MIRELLA™	8-12
MEDINA™	13-17
ABERDEEN®	18-21
STERLING	22-25
NAPOLI®	26
SORRENTO	27-29

MIRELLA™ DESKING

- desking series has a contemporary design with finishes and accents that provide a residential look
- desks and credenzas feature a floating 1 $\frac{5}{8}$ " thick work surface on top of black or silver Standoffs (color based on laminate option)
- desk includes laminate modesty panel for privacy
- desks and credenzas feature optional decorative corner accents and double pedestal design
- hutches come with the choice of smoked or frosted glass doors (depending on laminate choice) with decorative hinges and latches or wood doors with sliding barn door hardware
- pedestal has option of integrated power module with 2 USB ports in top drawer; power module sold separately
- pedestal comes keyed alike; for additional keying options contact customer care
- three or five shelf bookcase with open back and three-legged design
- use Bridge Configuration to create a 'U' workstation
- use universal Return Configuration (L or R side) to create a 'L' workstation
- available in southern tobacco, sand dune, white ash and stone gray (work surface) with white ash laminate
- brushed silver legs and accents for white ash and stone gray options; black powder coat legs and accents for southern tobacco & sand dune
- desking includes credenzas, hutches, pedestals, bookcases, returns and bridges for a comprehensive solution
- coordinates with Conference (pg. 11) and Reception Furniture (pg. 12) for a cohesive and professional look





SPECS

MODEL NUMBER	DESCRIPTION	OVERALL W x D x H	LIST PRICE
MRDBF7236	DOUBLE PEDESTAL DESK, BBB/BF	72 x 36 x 29½"	2,550.00
MRCBF7220	DOUBLE PEDESTAL CREDENZA, BBB/BF	72 x 20 x 29½"	1,766.00
MRUSBF7236	U-SHAPED DOUBLE PEDESTAL DESK, BBB/BF	72 x 104 x 29½"	4,060.00
MRLSBF7236	L-SHAPED DOUBLE PEDESTAL DESK, BBB/BF	72 x 84 x 29½"	3,225.00
MRHW72	72" HUTCH WITH SLIDING WOOD DOORS	72 x 15 x 18"	979.00
MRHG72	72" HUTCH WITH GLASS DOORS	72 x 20 x 18"	1,150.00
MRHTWD72	72" WALL MOUNTED HUTCH WITH SLIDING WOOD DOORS	72 x 15 x 18"	650.00
MRHTGD72	72" WALL MOUNTED HUTCH WITH GLASS DOORS	72 x 20 x 18"	821.00
MRLWC6D	LOW WALL CABINET WITH GLASS DOORS	72 x 20 x 29½"	1,752.00
MRLWCWD	LOW WALL CABINET WITH WOOD DOORS	72 x 20 x 29½"	1,752.00
MRLF36	36" LATERAL FILE	36 x 20 x 29½"	1,276.00
MRSC736	36" STORAGE CABINET	36 x 20 x 29½"	1,121.00
MRGDC	GLASS DOOR DISPLAY CABINET	36 x 20 x 38"	1,073.00
MRWDC	WOOD DOOR STORAGE CABINET	36 x 20 x 38"	843.00
MRBS3	3 SHELF BOOKSHELF FOR CABINET	36 x 13½ x 38"	484.00
MRBS5	5 SHELF BOOKSHELF	36¾ x 13½ x 67½"	808.00
MRET	END TABLE	20 x 20 x 25"	594.00
MRCFT	COFFEE TABLE	48 x 23¾ x 16"	725.00

AESTHETICS

LAMINATE FINISH OPTIONS



SDD SAND DUNE / WAH WHITE ASH /
STO SOUTHERN TOBACCO / SGY STONE GRAY*

*STONE GRAY AVAILABLE ONLY AS TOP WORK
SURFACES PAIRED WITH WHITE ASH BASES

OPTIONAL ACCESSORIES

MRPM POWER MODULE WITH 2 POWER AND 2 USB OUTLETS



MRDBF7236



MRUSBF7236



MRHG72



MRLWCWD



MRLF36



MRGDC



MRBS5



MRET



MRCFT

MIRELLA™ CONFERENCE

OVERALL PRODUCT DETAILS

- conference series has a contemporary design with finishes and accents that provide a residential look
- standing-height or sitting-height options available; standing-height provides a more active way to meet and collaborate
- available in southern tobacco, sand dune, white ash and stone gray (work surface) with white ash laminate
- brushed silver legs and accents for white ash and stone gray options; black powder coat legs and accents for southern tobacco & sand dune
- all conference tables feature a 1 $\frac{5}{8}$ " work surface
- coordinates with Casegoods (pg. 9) and Reception Furniture (pg. 12) for a cohesive and professional look



STANDING-HEIGHT CONFERENCE TABLES 





- a two – tier design (3¾" between tiers) separated by black or silver standoffs (color based on laminate)
- allows for optional integrated power nested between two-tier design on all sides of table, perfect for discreet storage and charging of small electronics
- table with 6 cutouts for power modules (MRPM3 power modules sold separately)
- power option for standing table is hidden under the surface in the two tier design, keeping the entire top surface free of obstructions
- rectangular tables available in: 8, 12, and 16' options

SITTING-HEIGHT CONFERENCE TABLES

- features a one-tier work surface with no floating top
- 1 cutout and grommet cover included with 8' conference tables
- 2 cutouts and grommet covers included with 12 – 16' conference tables.
- top surface cutout designed to work with the PM33 (PM33 is available in either silver or black)
- rectangular tables available in: 8, 12, and 16' options
- 42" and 48" round conference tables are also available for smaller more private meeting areas (sitting only)



SPECS

MODEL NUMBER	DESCRIPTION	OVERALL W x D x H	LIST PRICE
 MR42R ◆	42" SITTING-HEIGHT ROUND CONFERENCE TABLE	42 x 42 x 29½"	366.00
MRCS8 ◆	8' SITTING-HEIGHT CONFERENCE TABLE	96 x 47¼ x 29½"	1,927.00
MRS12 ◆	12' SITTING-HEIGHT CONFERENCE TABLE	144 x 47¼ x 29½"	3,515.00
MRS16 ◆	16' SITTING-HEIGHT CONFERENCE TABLE	192 x 47¼ x 29½"	4,185.00
 MRCH8 ◆	8' STANDING-HEIGHT CONFERENCE TABLE	96 x 47¼ x 42"	2,415.00
 MRH12 ◆	12' STANDING-HEIGHT CONFERENCE TABLE	144 x 47¼ x 42"	4,488.00
 MRH16 ◆	16' STANDING-HEIGHT CONFERENCE TABLE	192 x 47¼ x 42"	5,588.00



MR42R

◆ THESE PRODUCTS ARE SUBJECT TO CALIFORNIA PROPOSITION 65. PLEASE VISIT THE PRODUCT DETAIL PAGE ON OUR WEBSITE FOR SPECIFIC INFORMATION.

AESTHETICS

LAMINATE FINISH OPTIONS



SDD SAND DUNE / **WAH** WHITE ASH /
STO SOUTHERN TOBACCO / **SBY** STONE GRAY*

*STONE GRAY AVAILABLE ONLY AS TOP WORK
 SURFACES PAIRED WITH WHITE ASH BASES



MRS12

OPTIONAL ACCESSORIES

MRPM3 ◆	POWER MODULE WITH 2 POWER AND 2 USB OUTLETS, 1 DAISY CHAIN	382.00
PM33	POWER AND USB MODULE WITH TWO POWER AND TWO USB OUTLETS (FOR SITTING-HEIGHT OPTION ONLY)	863.00



MRS12

MIRELLA™ RECEPTION

- reception series has a contemporary design with finishes and accents that provide a residential look
- floating ½" thick tempered glass reception counter
- features a floating 1½" thick surface on top of black or silver standoffs (color based on laminate option)
- has a 2 shelf/box/file pedestals for storage
- available in southern tobacco, sand dune, white ash and stone gray (work surface) with white ash laminate
- brushed silver legs and accents for white ash and stone gray options; black powder coat legs and accents for southern tobacco & sand dune
- frosted glass top for white ash and stone gray options; smoked glass top for southern tobacco & sand dune
- coordinates with Mirella Casegoods (pg. 9) and Conference Furniture (pg. 11) for a cohesive and professional look

PROP 65 

SPECS

MODEL NUMBER	DESCRIPTION	OVERALL W x D x H	LIST PRICE
MRRD78 ♦	MIRELLA RECEPTION DESK COUNTER TOP GLASS	78 x 36 x 48"	3,955.00

♦ THESE PRODUCTS ARE SUBJECT TO CALIFORNIA PROPOSITION 65. PLEASE VISIT THE PRODUCT DETAIL PAGE ON OUR WEBSITE FOR SPECIFIC INFORMATION.

AESTHETICS

LAMINATE FINISH OPTIONS



SDD SAND DUNE / WAH WHITE ASH /
STO SOUTHERN TOBACCO / SBY STONE GRAY*

*STONE GRAY AVAILABLE ONLY AS TOP WORK
SURFACES PAIRED WITH WHITE ASH BASES



MEDINA™ DESKING

- utilizing Italian design, desks have laminate work surfaces that convey style for private offices or open floor plan environments
- desks feature clean lines, a curved shaped and a “floating” work surface with curved or straight end panels
- height-adjustable desk options allow for a more active workday
- all tops are 1” thick with a distinctive beveled edge and silver detailing for a contemporary look
- multiple storage options can be customized to fit any office including pedestal options available in pencil-box-file (P/B/F), box/box/file (B/B/F) or file/file (F/F)
- lock and key for pedestals to keep valuables and confidential items safe
- lateral storage spaces accommodate side-to-side letter filing and front-to-back legal filing
- Medina Desks coordinate seamlessly with Medina Conference (pg. 16) and Reception Furniture (pg. 17)



MEDINA™ DESKING

PROP 65



SPECS

MODEL NUMBER	DESCRIPTION	OVERALL W x D x H	LIST PRICE
MNDSHA72 ◆	72" HEIGHT-ADJUSTABLE STRAIGHT FRONT DESK	72 x 36 x 29½ x 49¼"	2,659.00
MND72 ◆	CURVED DESK	72 x 36 x 29½"	979.00
MNRTPR * ◆	CURVED DESK RETURN WITH P/B/F PEDESTAL (RIGHT)	63 x 24 x 29½"	1,047.00
MNRTPPL * ◆	CURVED DESK RETURN WITH P/B/F PEDESTAL (LEFT)	63 x 24 x 29½"	1,047.00
MNEXTR * ◆	CURVED EXTENSION (RIGHT)	47 x 28 x 29½"	593.00
MNEXTL * ◆	CURVED EXTENSION (LEFT)	47 x 28 x 29½"	593.00
MNBDBG * ◆	BRIDGE (RIGHT)	48 x 24 x 29½"	491.00
MNBDBL * ◆	BRIDGE (LEFT)	48 x 24 x 29½"	491.00
MNBDBGH3 ◆	3-STAGE HEIGHT-ADJUSTABLE BRIDGE	48 x 20 x 24½-50"	1,797.00
MNGNZ72 ◆	CREDENZA	72 x 20 x 29½"	637.00
MNH72 ◆	WALL MOUNT HUTCH	72 x 15 x 18½"	1,134.00
MNH63 ◆	WALL MOUNT HUTCH	63 x 15 x 18½"	974.00
MNPO ** ◆	CORNER SUPPORT	15 x 15 x 20"	159.00
MNDS72 ◆	STRAIGHT FRONT DESK	72 x 36 x 29½"	979.00
MNDS63 ◆	STRAIGHT FRONT DESK	63 x 36 x 29½"	929.00
MNRT ◆	STRAIGHT FRONT UNIVERSAL RETURN	48½ x 20 x 29½"	502.00
MNBDBG ◆	STRAIGHT FRONT UNIVERSAL BRIDGE	48½ x 20 x 29½"	491.00
EZDP	LED UNDER CABINET TASKLIGHT	16 x ¾ x ¾"	279.00
MNBBF ◆	FREESTANDING MOBILE B/B/F PEDESTAL	15½ x 18 x 26¾"	643.00
MNFF ◆	FREESTANDING MOBILE F PEDESTAL	15½ x 18 x 26¾"	593.00
ACD ◆	CENTER DRAWER	25 x 18 x 2"	247.00
MVLF ◆	LATERAL FILE	36 x 20 x 29½"	1,223.00
MVLC ◆	LOW WALL CABINET	72 x 20 x 29½"	1,422.00
MSC ◆	STORAGE CABINET	36 x 20 x 29½"	1,014.00
MVB5 ◆	5 SHELF BOOKCASE	36 x 13 x 68"	856.00
MVBQ2 ◆	2 SHELF QUARTER-ROUND BOOKCASE	20 x 20 x 29½"	315.00
ABSP ◆	SKINNY PEDESTAL	10¼ x 23 x 24½"	485.00
ABSPT ◆	SKINNY PEDESTAL- TALL	10¼ x 23 x 38½"	606.00

* WORKS ONLY WITH MND72

** TWO CORNER SUPPORTS ARE NEEDED TO SUPPORT A HUTCH



MNDSHA72



MNBDBG



MNH72



MNBBF



MVB5

AESTHETICS

LAMINATE FINISH OPTIONS



LGS GRAY STEEL / LDC MOCHA / TSS TEXTURED SEA SALT

MEDINA™ CONFERENCE

- conference tables utilize Italian design, durable laminate and elegant lines to meet all conferencing needs
- encourage collaboration with variety of sizes and shapes to fit large or small groups; available in 42" round and 8, 10, 12 and 14' long
- clean lines, and curved shape with a 1" thick distinctive beveled edge for style and comfort
- long meetings made possible with power outlet grommets built into the tabletop with a cutout size of 4 x 8"; designed to support PM33 module available in silver or black
- cable chimney in legs for cable management from surface to floor
- pairs seamlessly with all pieces in the Medina series for a cohesive, professional look



IMAGE FEATURES MEDINA™ TASK CHAIR (PG. 58)

MEDINA™ CONFERENCE

PROP 65



SPECS

MODEL NUMBER	DESCRIPTION	OVERALL W x D x H	LIST PRICE
MNC14	◆ 14' CONFERENCE TABLE	168 x 48 x 29½"	3,050.00
MNC12	◆ 12' CONFERENCE TABLE	144 x 48 x 29½"	2,619.00
MNC10	◆ 10' CONFERENCE TABLE	120 x 48 x 29½"	2,188.00
MNC8	◆ 8' CONFERENCE TABLE	96 x 42 x 29½"	1,602.00
MNCR48	◆ 48" ROUND CONFERENCE TABLE	48" DIAMETER x 29½"	871.00
MNPB	◆ VISUAL PRESENTATION BOARD	48 x 2¼ x 48"	985.00
MVLC	◆ LOW WALL CABINET	72 x 20 x 29½"	1,422.00
MVB5	◆ 5 SHELF BOOKCASE	36 x 13 x 68"	856.00
MVBQ2	◆ QUARTER ROUND 2 SHELF BOOKCASE	20 x 20 x 29½"	315.00

◆ THESE PRODUCTS ARE SUBJECT TO CALIFORNIA PROPOSITION 65. PLEASE VISIT THE PRODUCT DETAIL PAGE ON OUR WEBSITE FOR SPECIFIC INFORMATION.

AESTHETICS

LAMINATE FINISH OPTIONS



LGS GRAY STEEL / LDC MOCHA / TSS TEXTURED SEA SALT

OPTIONAL ACCESSORIES

PM33 POWER AND USB MODULE WITH TWO POWER AND TWO USB OUTLETS 863.00



MNC12



MNCR48



MNCR48



MNPB

MEDINA™ RECEPTION

- reception furniture utilizes an Italian design for a welcoming style and long-lasting durability
- each desk includes a floating ¾" frosted, tempered glass top for sleek design
- choose from two styles, with or without a return, and add a variety of matching organizational pedestals to meet reception needs
- each reception desk comes with a center drawer and pedestals for storage
- pedestals available in box/box/file (B/B/F) or file/file (F/F), with customization options for personalization
- lock and key for pedestals to keep valuables and confidential items safe
- five laminated color options include textured sea salt, textured brown sugar, mocha, mahogany and gray steel for maximum space customization
- Medina Reception Stations coordinates seamlessly with Medina Conference (pg. 16) and Casegoods (pg. 14)



SPECS

MODEL NUMBER	DESCRIPTION	OVERALL W x D x H	LIST PRICE
MNRS	RECEPTION STATION - NO PEDESTALS	87¼ x 37¼ x 42¾"	4,021.00
MNRSBF	RECEPTION STATION WITH B/B/F AND F/F PEDESTALS	87¼ x 37¼ x 42¾"	5,260.00
MNRSLBF	RECEPTION STATION WITH RETURN, B/B/F & F/F PEDS	87¼ x 85¼ x 42¾"	6,326.00
MNRBBF	RECEPTION STATION B/B/F PEDESTAL	15½ x 18 x 27½"	643.00
MNRFF	RECEPTION STATION F/F PEDESTAL	15½ x 18 x 27½"	593.00

◀ Learn

◆ THESE PRODUCTS ARE SUBJECT TO CALIFORNIA PROPOSITION 65. PLEASE VISIT THE PRODUCT DETAIL PAGE ON OUR WEBSITE FOR SPECIFIC INFORMATION.

AESTHETICS

LAMINATE FINISH OPTIONS



LGS GRAY STEEL / LDC MOCHA / TSS TEXTURED SEA SALT



MNRSBF



MNRSLBF

ABERDEEN® DESKING

- desks balance the look of wood with the performance and affordability of laminate
- designed for a private office environment or an open-concept office space
- height-adjustable desk options allow for a more active workday
- surfaces are abrasion and stain resistant for durability
- features textured glass and brushed nickel accents to enhance style
- includes built-in grommets to connect to power with ease
- choose from a variety of desk options to suit any space as well as matching bookcase, hutch, bridge, return, peninsula and extended corner pieces to furnish any environment
- all returns and bridges are universal left or right-hand for easy configuration
- all pieces feature durable 1 $\frac{5}{8}$ " thick surfaces, vertical grain modesty panels and a distinctive fluted edge
- multiple stand-alone storage options available to match the collection such as file drawers that accommodate letter or legal-size filing
- all desks and credenzas offered with choice of suspended pencil/box/file (P/B/F), stationary pencil/box/box/file (P/B/B/F) or stationary file/file (F/F) that are non-handed to meet a variety of storage needs
- pencil drawers in desk pedestals double as laptop drawers with full extension slides and cable management
- lock and key for pedestals to keep valuables and confidential items safe
- all pieces coordinate seamlessly with Aberdeen Conference (pg. 20) and Reception Furniture (p. 21) for a cohesive look

AESTHETICS

LAMINATE FINISH OPTIONS



LDC MOCHA / LGS GRAY STEEL



ABD7242



ABTDS72



ABDH7242



ACD7224



ACLF36

PROP 65



SPECS

MODEL NUMBER	DESCRIPTION	OVERALL W x D x H	LIST PRICE
ABD7242	BOW FRONT DESK	72 x 42 x 29 $\frac{1}{2}$ "	1,242.00
ARD7236	RECTANGULAR CONFERENCE DESK	72 x 36 x 29 $\frac{1}{2}$ "	1,075.00
ABTDS72	TABLE DESK	72 x 30 x 29 $\frac{1}{2}$ "	1,119.00
ABDH7242	72" HEIGHT-ADJUSTABLE BOW FRONT DESK	72 x 42 x 29 $\frac{1}{2}$ x 49 $\frac{1}{4}$ "	2,842.00
ARDH7236	72" HEIGHT-ADJUSTABLE CONFERENCE FRONT DESK W/BASE	72 x 36 x 29 $\frac{1}{2}$ x 49 $\frac{1}{4}$ "	2,703.00
AT56	72 x 42" HEIGHT-ADJUSTABLE BOW FRONT DESK W/RETURN	72 x 90 x 29 $\frac{1}{2}$ x 49 $\frac{1}{4}$ "	4,058.00
AT58	72 x 36" HEIGHT-ADJUSTABLE STRAIGHT FRONT DESK W/RETURN	72 x 84 x 29 $\frac{1}{2}$ x 49 $\frac{1}{4}$ "	3,922.00
ACD7224	CREDENZA	72 x 24 x 29 $\frac{1}{2}$ "	868.00
APB8F20	CREDENZA P/B/B/F PEDESTAL	15 $\frac{1}{4}$ x 20 x 27 $\frac{1}{2}$ "	825.00
AFF20	CREDENZA F/F PEDESTAL	15 $\frac{1}{4}$ x 20 x 27 $\frac{1}{2}$ "	785.00
ACLF36	CREDENZA LATERAL FILE	36 x 20 x 27 $\frac{1}{2}$ "	1,136.00
ACB4224	CONTOUR BRIDGE	42 x 24 x 29 $\frac{1}{2}$ "	493.00



SPECS

AEC72L	◆	EXTENDED CORNER (LEFT) RETURN	72 x 48 x 24"	1,385.00
AEC72R	◆	EXTENDED CORNER (RIGHT) RETURN	72 x 48 x 24"	1,385.00
AR4224	◆	RETURN	42 x 24 x 29½"	558.00
APT7236	◆	FREESTANDING PENINSULA	72 x 36 x 29½"	1,197.00
AHW72	◆	HUTCH WITH WOOD DOORS	72 x 15 x 39½"	1,032.00
AHG72	◆	HUTCH WITH GLASS DOORS	72 x 15 x 39½"	1,446.00
AWG72	◆	WALL MOUNT HUTCH	72 x 15 x 19½"	1,017.00
AB3S36	◆	3 SHELF BOOKCASE	36 x 15 x 39½"	806.00
AB5S36	◆	5 SHELF BOOKCASE	36 x 15 x 68¾"	971.00
EZDP		LED UNDER CABINET TASKLIGHT	16 x ¾ x ¾"	279.00
AHPM	◆	HORIZONTAL PAPER MANAGEMENT	15 x 11¼ x 20¼"	288.00
AFTP72	◆	FABRIC TACK PANEL (BLACK ONLY)	69¾ x ½ x 19¼"	288.00
AFLF36	◆	FREESTANDING LATERAL FILE	36 x 24 x 29½"	1,446.00
APBBF26	◆	DESK P/B/B/F PEDESTAL	15¼ x 26½ x 27½"	929.00
AFF26	◆	DESK F/F PEDESTAL	15¼ x 26½ x 27½"	888.00
ALC	◆	LOW WALL CABINET	72 x 18 x 29½"	1,862.00
ASC	◆	STORAGE CABINET	36 x 18 x 29½"	1,032.00
AGDC	◆	GLASS DISPLAY CABINET	36 x 18 x 39½"	1,340.00
APST	◆	PERSONAL STORAGE TOWER	24 x 24 x 68¾"	1,655.00
ACD	◆	CENTER DRAWER	25 x 18 x 2"	247.00
ABSP	◆	SKINNY PEDESTAL	10¼ x 23 x 24½"	485.00
ABSPT	◆	SKINNY PEDESTAL- TALL	10¼ x 23 x 38½"	606.00



AHW72



AHG72



AB3S36



AB5S36



APST



AWG72



ALC



AGDC



ABSP

ABERDEEN® CONFERENCE

- conference tables balance the look of wood with the performance and affordability of laminate
- encourages collaboration with a variety of sizes fit for varying amounts of people; available in Round 42" and 6, 8, 10, 12 and 18' Boat style
- all tables feature durable 1½" thick surfaces and distinctive fluted edge detail
- surfaces are abrasion and stain resistant for durability
- legs have cable chimney for concealed cable management from surface to floor with structural modesty panels that conceal cables horizontally under the surface
- tables accept optional power modules (see model SPM) for power and data access to operate computers and presentation equipment ranging from one to three modules based on length of table
- multiple conference accessories available to support any conference room requirement
- all pieces coordinate seamlessly with Aberdeen Casegoods (pg. 18-19) and Reception Furniture (pg. 21) for easy customization and cohesion



SPECS

MODEL NUMBER	DESCRIPTION	OVERALL W x D x H	LIST PRICE
ACTB18 ♦	18' CONFERENCE TABLE (BOAT SURFACE)	216 x 48 x 29½"	4,927.00
ACTB12 ♦	12' CONFERENCE TABLE (BOAT SURFACE)	144 x 48 x 29½"	2,862.00
ACTB10 ♦	10' CONFERENCE TABLE (BOAT SURFACE)	120 x 48 x 29½"	2,395.00
ACTB8 ♦	8' CONFERENCE TABLE (BOAT SURFACE)	96 x 48 x 29½"	1,979.00
ACTB6 ♦	6' CONFERENCE TABLE (BOAT SURFACE)	72 x 36 x 29½"	1,365.00
ACTR42 ♦	42" ROUND CONFERENCE TABLE	42" DIAMETER x 29½"	964.00
ALCT ♦	LECTERN	18 x 18 x 44"	743.00
ALC ♦	LOW WALL CABINET	72 x 18 x 29½"	1,862.00

AESTHETICS

LAMINATE FINISH OPTIONS



LDC MOCHA / LGS GRAY STEEL

*18' CONFERENCE TABLE NOT AVAILABLE IN GRAY STEEL

OPTIONAL ACCESSORIES

SPM POWER MODULE 377.00



ACTB18



ACTB8



ACTR42



ALC

ABERDEEN® RECEPTION

- this reception series brings the look of wood with the performance and affordability of laminate
- the optional transaction counter features 1 5/8" thick bow front surface with fluted edge detail and textured glass front panel with a 6" overhang for ease of service
- includes technology and cable friendly components to easily connect electronics
- organizational pedestals available to meet reception storage needs
- lock and key for pedestals to keep valuables and confidential items safe
- all pieces coordinate seamlessly with Aberdeen Conference (pg. 20) and Casegoods (pg. 18-19)




SPECS

MODEL NUMBER	DESCRIPTION	OVERALL W x D x H	LIST PRICE
ARD7236 ♦	RECTANGULAR DESK	72 x 36 x 29 1/2"	1,075.00
ARDTC ♦	RECEPTION TRANSACTION COUNTER	72 x 42 x 15 5/8"	971.00
AR4224 ♦	RETURN	42 x 24 x 29 1/2"	558.00
AWG72 ♦	WALL MOUNT HUTCH	72 x 15 x 19 1/8"	1,017.00
AFLF36 ♦	FREESTANDING LATERAL FILE	36 x 24 x 29 1/2"	1,446.00
AFF26 ♦	DESK FILE/FILE PEDESTAL	15 1/4 x 26 1/2 x 27 1/2"	888.00
APBBF20 ♦	CREDENZA PENCIL/BOX/BOX/FILE PEDESTAL	15 1/4 x 20 x 27 1/2"	825.00
AFF20 ♦	CREDENZA FILE/FILE PEDESTAL	15 1/4 x 20 x 27 1/2"	785.00

AESTHETICS

LAMINATE FINISH OPTIONS



LDC MOCHA / LGS GRAY STEEL



ARD7236



AFLF36



AFF26



APBBF20

STERLING DESKING

- desk series combines durable laminates with sophisticated style for bold private or collaborative workspaces
- Sterling's sweeping curves and beveled edges uniquely frame textured work surfaces
- each desk is hand-crafted with a 1½" thick surface and knife edge profile
- matching pedestals available in pencil/box/file (P/B/F), box/box/file (B/B/F) or file/file (F/F) with drawer pulls in standard chrome to meet storage needs
- line includes a variety of hutches to optimize and diversify storage spaces with acrylic hutch doors that slide effortlessly
- lock and key for pedestals to keep valuables and confidential items safe
- modesty panels are acrylic and recessed on desks, laminate modesty panel on credenzas
- supporting accents are chrome
- coordinates seamlessly with Sterling Conference (pg. 24) and Reception Furniture (pg. 25)



SPECS

MODEL NUMBER	DESCRIPTION	OVERALL W x D x H	LIST PRICE
STED72B	DESK WITH 2 B/B/F PEDESTALS	72 x 39 x 29½"	2,893.00
STEC72B	CREDENZA WITH 2 B/B/F PEDESTALS	72 x 23 x 29½"	2,299.00
STRD72B	DESK (RIGHT) WITH 1 B/B/F	72 x 36 x 29½"	2,106.00
STG72B	CREDENZA WITH 1 B/B/F PEDESTAL	72 x 23 x 29½"	1,664.00
STLC72	LOW WALL CABINET	72 x 23 x 29½"	1,759.00
STEB	BRIDGE	48 x 21¼ x 29½"	639.00
STERR48B	RETURN (RIGHT) WITH 1 B/F/F PEDESTAL	48 x 24 x 29½"	1,295.00
STERL48B	RETURN (LEFT) WITH 1 B/F/F PEDESTAL	48 x 24 x 29½"	1,295.00
ACD	CENTER DRAWER	25 x 19 x 2"	247.00
STEH72	WALL MOUNT HUTCH	72 x 15½ x 17"	1,092.00
STEDPH72	HUTCH WITH 2 SETS OF SHELVES	72 x 16½ x 41½"	1,625.00
STESPH72	HUTCH WITH 1 SET OF SHELVES	72 x 16½ x 41½"	1,578.00
STELF	2 DRAWER LATERAL FILE	36 x 23 x 29½"	1,292.00
STSCB3	3 SHELF UPPER BOOKCASE	36 x 15½ x 41¼"	627.00



STED72B



STLC72



STELF



STSCB3

◆ THESE PRODUCTS ARE SUBJECT TO CALIFORNIA PROPOSITION 65. PLEASE VISIT THE PRODUCT DETAIL PAGE ON OUR WEBSITE FOR SPECIFIC INFORMATION.

AESTHETICS

LAMINATE FINISH OPTIONS



TDC TEXTURED MOCHA / TDW TEXTURED DRIFTWOOD

STERLING CONFERENCE

- make any meeting space the powerhouse of the office with conference tables that give any conference room a bold and contemporary look
- laminate tabletop provides a durable work surface
- features sweeping curves and beveled edges that uniquely frame the textured work surfaces
- cable chimney in the conference table legs for cable management from surface to floor
- each conference table features a 1 $\frac{5}{8}$ " thick surface and knife edge profile
- table available in 42" and 8, 10, 12, 14 and 16 foot lengths to accommodate any conference room
- surface and base will ship separately
- Sterling Conference coordinates seamlessly with Sterling Casegoods (pg. 22) and Reception Furniture (pg. 25)



STERLING CONFERENCE



SPECS

MODEL NUMBER	DESCRIPTION	OVERALL W x D x H	LIST PRICE
STC16	◆ 16' CONFERENCE TABLE	192 x 48" x 29½"	3,837.00
STC14	◆ 14' CONFERENCE TABLE	168 x 48" x 29½"	3,202.00
STC12	◆ 12' CONFERENCE TABLE	144 x 48" x 29½"	2,850.00
STC10	◆ 10' CONFERENCE TABLE	120 x 48" x 29½"	2,317.00
STC8	◆ 8' CONFERENCE TABLE	96 x 42" x 29½"	2,111.00
STLC72	◆ LOW WALL CABINET	72 x 23" x 29½"	1,759.00
STSCB3	◆ UPPER 3 SHELF BOOKCASE	36 x 15½" x 41⅞"	627.00

◆ THESE PRODUCTS ARE SUBJECT TO CALIFORNIA PROPOSITION 65. PLEASE VISIT THE PRODUCT DETAIL PAGE ON OUR WEBSITE FOR SPECIFIC INFORMATION.

AESTHETICS

LAMINATE FINISH OPTIONS



TDC TEXTURED MOCHA / TDW TEXTURED DRIFTWOOD



STSCB3



STC12



STC16

STERLING RECEPTION

- welcoming reception space with sweeping curves and beveled edges uniquely frame textured work surfaces
- each reception piece features a 1 $\frac{5}{8}$ " thick surface with knife edge profile
- pedestals available in box/box/file (B/B/F) or file/file (F/F) for storage and the drawer pulls and standoffs are standard in chrome
- lock and key for pedestals to keep valuables and confidential items safe
- the Sterling Reception Collection coordinates seamlessly with Sterling Conference (pg. 24) and Sterling Caseloads (pg. 22) Collections



SPECS

MODEL NUMBER	DESCRIPTION	OVERALL W x D x H	LIST PRICE
STRC72 ♦	RECEPTION STATION	72 x 37 $\frac{1}{2}$ x 42 $\frac{3}{4}$ "	2,919.00

♦ THESE PRODUCTS ARE SUBJECT TO CALIFORNIA PROPOSITION 65. PLEASE VISIT THE PRODUCT DETAIL PAGE ON OUR WEBSITE FOR SPECIFIC INFORMATION.

AESTHETICS

LAMINATE FINISH OPTIONS



TDC TEXTURED MOCHA / **TDW** TEXTURED DRIFTWOOD



NAPOLI[®] CONFERENCE

- conference tables offer meeting-room pieces with clean, modern lines and stylish accents to emulate Italian design and create the perfect teaming and meeting space
- wood is 1½" thick with a distinctive beveled edge for durability and style
- encourages collaboration with a variety of sizes and shapes to suit meetings both big and small
- available in round 48" or rectangular at 6, 8, 10, 12, and 14' long to perfectly fit any space
- features power module grommets for easy technology connection
- durable UV cured finish to help ensure color does not fade
- complete the Napoli Conference collection with matching presentation boards and buffet
- choose from three rich finishes in either sierra cherry on cherry veneer, mahogany on walnut veneer or charcoal gray on oak veneer for space customization



SPECS

MODEL NUMBER	DESCRIPTION	OVERALL W x D x H	LIST PRICE
NC14 ♦	14' CONFERENCE TABLE	168 x 54 x 29½"	7,819.00
NC12 ♦	12' CONFERENCE TABLE	144 x 54 x 29½"	7,470.00
NC10 ♦	10' CONFERENCE TABLE	120 x 48 x 29½"	4,585.00
NC8 ♦	8' CONFERENCE TABLE	96 x 42 x 29½"	3,241.00
NC6 ♦	6' CONFERENCE TABLE	72 x 42 x 29½"	2,604.00
NCR48 ♦	48" ROUND CONFERENCE TABLE	48" DIAMETER x 29½"	2,153.00
CTMB ♦	PRESENTATION BOARD	48 x 3¼ x 48"	2,084.00

♦ THESE PRODUCTS ARE SUBJECT TO CALIFORNIA PROPOSITION 65. PLEASE VISIT THE PRODUCT DETAIL PAGE ON OUR WEBSITE FOR SPECIFIC INFORMATION.

AESTHETICS

VENEER FINISH OPTIONS



CRY SIERRA CHERRY / MAH MAHOGANY / C&R CHARCOAL GRAY

OPTIONAL ACCESSORIES

SPM POWER MODULE 377.00



NC14



NCR48



CTMB

SORRENTO CONFERENCE

- conference series brings sophistication to make meeting spaces complete and ready for any meeting
- available in a range of sizes to fit a variety of needs, from a 48" round table to 6, 8, 10, or 12' boat or rectangular tables
- concealed cabling chimneys in oval base legs route cords from table to floor for organization and concealment
- available in two colors and two shapes for space customization, choice of color dictates table shape; boat shaped tables only available in espresso and rectangular tables only available in bourbon cherry
- matching presentation board features tack board door panel and magnetic whiteboard for a variety of presentation uses



SORRENTO CONFERENCE



SPECS

MODEL NUMBER	DESCRIPTION	OVERALL W x D x H	LIST PRICE
SC12 ♦	12' CONFERENCE TABLE	144 x 54 x 29½"	11,272.00
SC10 ♦	10' CONFERENCE TABLE	120 x 48 x 29½"	6,291.00
SC8 ♦	8' CONFERENCE TABLE	96 x 42 x 29½"	4,497.00
SC6 ♦	6' CONFERENCE TABLE	72 x 36 x 29½"	3,907.00
SCR48 ♦	48" ROUND CONFERENCE TABLE	48" DIA x 29½"	2,425.00
SCWB ♦	PRESENTATION BOARD	48 x 3¼ x 48"	2,508.00

♦ THESE PRODUCTS ARE SUBJECT TO CALIFORNIA PROPOSITION 65. PLEASE VISIT THE PRODUCT DETAIL PAGE ON OUR WEBSITE FOR SPECIFIC INFORMATION.

AESTHETICS

VENEER FINISH OPTIONS



SCR BOURBON CHERRY / ESP ESPRESSO



BOAT SHAPED TABLE ONLY AVAILABLE IN ESPRESSO FINISH.



RECTANGLE TABLE ONLY AVAILABLE IN BOURBON CHERRY FINISH.

O F F I C E S U I T E S




SC12



SC6



SCR48



SCWB





S E A T I N G

YOU MAY WANT TO TAKE A SEAT, WHAT WE HAVE TO SHOW YOU COULD COME AS A SHOCK.

Seating options that are functional, ergonomic, stylish and affordable? Yes, they exist. And Safco® has them. We also have the Safco Active Collection to help incorporate more movement into the work day, even while you're sitting. Browse through customizable styles that range from flashy, fabulous and a little bit futuristic to the more traditional, tactful and timeless. From classic task chairs to stylish bistro-height break room chairs, Safco has it all. So go ahead, take one for a spin. Or a bounce. Or a lean. Whatever movement you prefer, really. Because as we like to say, "It's all about your next movement," and now that movement can come naturally, even while you're sitting.

SEATING

ACTIVE	32-39
STACK/GUEST	40-51
LOUNGE	52-54
OUTDOORS	55-56
TASK	57-65
SPECIALTY	66-71
STOOLS	72-75
INDUSTRIAL	76-77
CHAIR FEATURES	78-81

ZENERGY™ BALL CHAIRS



4750BU



4751GV



- anti-burst 17½" exercise ball covered in mesh or easy to clean vinyl
- may help support better posture and balance
- use as alternative desk chair, in meeting areas or gathering spaces
- fully inflated seat height is 23" or 20", height will lower when occupied
- four powder coated legs and stationary glides for stability
- use legs and feet or feet only for two height options; heights available: with legs 23", without legs 20"
- vinyl recommended for K-12 environments
- pump included
- designed by Thomas Walser
- see full line pricer or website for custom options

Learn **gai** GLOBAL EDUCATOR INSTITUTE



SPECS

MODEL NUMBER	COLOR	OVERALL DIA x H	SEAT HEIGHT	SEAT DIA	LIST PRICE
4750BL	BLACK	22½ x 23"	20 or 23"	17½"	322.00
4750BU	BLUE	22½ x 23"	20 or 23"	17½"	322.00
4750CI	CRIMSON	22½ x 23"	20 or 23"	17½"	322.00
4750GS	GRASS	22½ x 23"	20 or 23"	17½"	322.00
4750GR	GRAY	22½ x 23"	20 or 23"	17½"	322.00
4750OR	ORANGE	22½ x 23"	20 or 23"	17½"	322.00
4750PI	PINK	22½ x 23"	20 or 23"	17½"	322.00
VINYL					
4751BV	BLACK VINYL	22½ x 23"	20 or 23"	17½"	322.00
4751BUV	BLUE VINYL	22½ x 23"	20 or 23"	17½"	322.00
4751GV	GREEN VINYL	22½ x 23"	20 or 23"	17½"	322.00
4751RV	RED VINYL	22½ x 23"	20 or 23"	17½"	322.00

AESTHETICS

COLOR OPTION



BL BLACK / BU BLUE / CI CRIMSON / GS GRASS / GR GRAY / OR ORANGE / PI PINK

VINYL COLOR OPTION



BV BLACK VINYL / BUV BLUE / GV GREEN / RV RED



4750CI



4750GS



4750GR



4750BL



4751BUV



4751BV

ZENERGY™ SWIVEL BALL CHAIRS



- a spin on the Zenergy™ Ball Chair
- anti-burst 17½" exercise ball covered in mesh or easy to clean vinyl
- 360° swivel base with active, user-controlled movement
- use as alternative desk chair, in meeting areas or gathering spaces
- may help support better posture and balance
- anti-slip base to keep chair from slipping on a variety of surfaces
- vinyl recommended for K-12 environments
- pump included
- designed by Thomas Waiser
- see full line pricer or website for custom options



4760BV



Learn

SPECS

MODEL NUMBER	COLOR	OVERALL W x D x H	LIST PRICE
4760BL	BLACK	17½ x 17½ x 23"	380.00
4760BU	BLUE	17½ x 17½ x 23"	380.00
4760GN	GREEN	17½ x 17½ x 23"	380.00
4760OR	ORANGE	17½ x 17½ x 23"	380.00
VINYL			
4760BV	BLACK VINYL	17½ x 17½ x 23"	380.00
4760BUV	BLUE VINYL	17½ x 17½ x 23"	380.00
4760GV	GREEN VINYL	17½ x 17½ x 23"	380.00
4760RV	RED VINYL	17½ x 17½ x 23"	380.00

AESTHETICS

COLOR OPTION



BL BLACK / BU BLUE / GN GREEN / OR ORANGE / BV BLACK VINYL

VINYL COLOR OPTION



BV BLACK VINYL / BUV BLUE / GV GREEN / RV RED



4760GN



4760RV

RUNTZ™ BALL CHAIRS

- anti-burst exercise ball covered in mesh or easy to clean vinyl
- may help children stay active and support better posture and balance
- use as alternative school or home desk chair for children
- fully inflated, seat height is 17" or 13½" and will lower when occupied
- remove legs and replace chair feet to provide another size option; great for use with children and students; Heights available: with legs 17", without legs 13½"
- vinyl is recommended for K-12 environments
- CPSIA compliant
- pump included
- see full line pricer or website for custom options



4755BU



4756RV



4756BV

Learn    

SPECS

MODEL NUMBER	COLOR	OVERALL DIA x H	SEAT HEIGHT	SEAT DIA	LIST PRICE
4755BL	LICORICE	22½ x 17"	13½ or 17"	12"	300.00
4755BU	BLUE	22½ x 17"	13½ or 17"	12"	300.00
4755GS	SOUR APPLE	22½ x 17"	13½ or 17"	12"	300.00
4755OR	ORANGE	22½ x 17"	13½ or 17"	12"	300.00
4755PI	BUBBLE GUM	22½ x 17"	13½ or 17"	12"	300.00

VINYL

4756BV	BLACK VINYL	22½ x 17"	13½ or 17"	12"	300.00
4756BUV	BLUE VINYL	22½ x 17"	13½ or 17"	12"	300.00
4756GV	GREEN VINYL	22½ x 17"	13½ or 17"	12"	300.00
4756RV	RED VINYL	22½ x 17"	13½ or 17"	12"	300.00

AESTHETICS

COLOR OPTION



BL LICORICE / BU BLUE / GS SOUR APPLE / OR ORANGE / PI BUBBLE GUM

VINYL COLOR OPTION



BV BLACK VINYL / BUV BLUE / GV GREEN / RV RED



4755BL



4756BUV



4755PI



4755GS

RUNTZ™ SWIVEL BALL CHAIRS

- brighten any space with this swivel ball chair
- swivel and/or rocking motion may allow for more active fidgeting throughout the day
- 360° swivel base with active, user-controlled movement; designed to help support better posture and balance
- rubber molded into base so chair does not slip
- great for use in home offices, schools or waiting rooms
- includes an anti-burst, exercise ball; seat height may lower while occupied
- easy-to-clean vinyl
- pump included with ball chair
- see full line pricer or website for custom options



4761GV

Learn

SPECS

MODEL NUMBER	COLOR	OVERALL DIA x H	SEAT HEIGHT	SEAT DIA	LIST PRICE
4761BUV	BLUE VINYL	22½ x 17"	17"	12"	361.00
4761BV	BLACK VINYL	22½ x 17"	17"	12"	361.00
4761GV	GREEN VINYL	22½ x 17"	17"	12"	361.00
4761RV	RED VINYL	22½ x 17"	17"	12"	361.00

AESTHETICS

COLOR OPTION



BUV BLUE VINYL / BV BLACK VINYL / GV GREEN VINYL / RV RED VINYL



4761BUV

TWIXT® ACTIVE SEATING STOOLS

- designed to help support better posture and balance
- flexible ring under base allows user to adjust angle of sit and provides movement for an active sitting experience
- upholstered seat with a 360° swivel
- easy to move with a ring under the seat pan making it easy to grip
- ring under seat allows for easy height adjustability from any position
- quick ship options are only available with black cylinders and bases
- comes in 4 fabric colors and easy-to-clean black vinyl
- extended-height seat allows active sitting, leaning or perching
- designed by Thomas Walser
- see full line pricer or website for custom options



30006N



30010R

Learn **PROP 65**  

SPECS

MODEL NUMBER	DESCRIPTION	COLOR	SEAT HEIGHT	SEAT DIA	LIST PRICE
3000BL ♦	DESK-HEIGHT	BLACK	17-22½"	14½"	315.00
3000BU ♦	DESK-HEIGHT	BLUE	17-22½"	14½"	315.00
3000GN ♦	DESK-HEIGHT	GREEN	17-22½"	14½"	315.00
3000OR ♦	DESK-HEIGHT	ORANGE	17-22½"	14½"	315.00
3000BV ♦	DESK-HEIGHT	BLACK VINYL	17-22½"	14½"	315.00
3001BL ♦	EXTENDED-HEIGHT	BLACK	22-31¼"	14½"	346.00
3001BU ♦	EXTENDED-HEIGHT	BLUE	22-31¼"	14½"	346.00
3001GN ♦	EXTENDED-HEIGHT	GREEN	22-31¼"	14½"	346.00
3001OR ♦	EXTENDED-HEIGHT	ORANGE	22-31¼"	14½"	346.00
3001BV ♦	EXTENDED-HEIGHT	BLACK VINYL	22-31¼"	14½"	346.00

♦ THESE PRODUCTS ARE SUBJECT TO CALIFORNIA PROPOSITION 65. PLEASE VISIT THE PRODUCT DETAIL PAGE ON OUR WEBSITE FOR SPECIFIC INFORMATION.

AESTHETICS

COLOR OPTION



BL BLACK / BU BLUE / GN GREEN / OR ORANGE / BV BLACK VINYL



IMAGE FEATURES NEXT™ BISTRO CHAIRS (PG. 47), MIXX™ RECYCLING CANS (PG. 213). SEE WEBSITE FOR CUSTOM OPTIONS.

TWIXT[®] SADDLE STOOLS



- saddle seat allows for sitting or perching to help keep hips engaged, encourage better posture and may allow better breathing from the diaphragm compared to task chairs
- flexible, rubber base enables users to sit or lean/perch to help create a more active and comfortable workday
- the seat tilts independently of the base, creating another axis of movement
- height-adjustable to fit a variety of users and work surfaces
- black vinyl seat with 360° swivel
- designed by Thomas Walsler



SPECS

MODEL NUMBER	DESCRIPTION	COLOR	OVERALL W x D x H	LIST PRICE
3005BV	MID-HEIGHT	BLACK VINYL	15 x 15¼ x 19-24"	326.00
3006BV	EXTENDED-HEIGHT	BLACK VINYL	15 x 15¼ x 24-33½"	359.00



FIDGET® ACTIVE STOOL

- perfect touchdown seat for active and engaged work
- comfortable EVA foam seat cushion features sitz bone contour guides
- constructed with ABS Plastic and reinforced nylon
- available in three heights: 14", 18" or 22"
- anti-skid rubber grip keeps seat in place during use
- lightweight with built-in handle for easy mobility
- seat's sturdy steel support leg helps support up to 300 lbs.
- ships fully assembled and ready to use
- designed by Martin Keen



Learn

SPECS

MODEL NUMBER	DESCRIPTION	COLOR	OVERALL W x D x H	LIST PRICE
2270BL	14" ACTIVE STOOL	BLACK	16¼ x 13¼ x 14"	269.00
2271BL	18" ACTIVE STOOL	BLACK	16¼ x 13¼ x 18"	277.00
2272BL	22" ACTIVE STOOL	BLACK	16¼ x 13¼ x 22"	284.00



MOBIS® II SEAT

- Tri-Flex Seat Cushion has built-in sitz bone contours and a waterfall edge for plush support and may help reduce pressure points
- pivoting seat leg inspires dynamic movement to keep users active throughout the workday
- supports leaning posture – encourages a hip-to-torso range of 130 to 135° which provides less pressure on your spine and connecting muscles when compared to standing
- easy-adjust piston-release handles raise and lower the seat
- seat pan is positioned forward to help promote an open hip angle that may help engage the core muscles
- ellipse-shaped base with non-slip rim provides stability for active postures
- minimalist design encourages you to use muscles to support a better posture versus other traditional seating options
- simple, two-step assembly
- optional bundle with Stabilizing Footrest (FFR-1000) available
- designed by Martin Keen

Learn

SPECS

MODEL NUMBER	DESCRIPTION	COLOR	OVERALL L x W x H	LIST PRICE
FFS-2000-BK ♦	SEAT	BLACK	15 x 16 x 25-35"	787.00

AESTHETICS

- ♦ THESE PRODUCTS ARE SUBJECT TO CALIFORNIA PROPOSITION 65. PLEASE VISIT THE PRODUCT DETAIL PAGE ON OUR WEBSITE FOR SPECIFIC INFORMATION.



FFS-2000-BL

SASSY®

- modern designed chair available in guest stack and manager styles
- breathable, flexible s-wave design to keep users comfortable
- flexes to form with the natural shape of the body
- available in three plastic colors with arms
- frames and arms are steel with a silver powder coat; manager bases are aluminum with silver powder coat
- guest chair stacks six high
- see full line pricer or website for custom options



4183WH

SPECS

MODEL NUMBER	DESCRIPTION	COLOR	OVERALL W x D x H	LIST PRICE
4182BL	PLASTIC MANAGER CHAIR WITH ARMS	BLACK	25½ x 24½ x 33-38"	620.00
4182GS	PLASTIC MANAGER CHAIR WITH ARMS	GRASS	25½ x 24½ x 33-38"	620.00
4182WH	PLASTIC MANAGER CHAIR WITH ARMS	WHITE	25½ x 24½ x 33-38"	620.00
4183BL	PLASTIC GUEST STACK CHAIR WITH CASTERS & ARMS	BLACK	25½ x 22¾ x 34¼"	340.00
4183GS	PLASTIC GUEST STACK CHAIR WITH CASTERS & ARMS	GRASS	25½ x 22¾ x 34¼"	340.00
4183WH	PLASTIC GUEST STACK CHAIR WITH CASTERS & ARMS	WHITE	25½ x 22¾ x 34¼"	340.00

AESTHETICS

PLASTIC COLOR



BL BLACK / GS GRASS / WH WHITE



4182BL



4182GS

REVE™

- versatile chair available in numerous styles and color options
- available in guest stack, manager, extended-height, counter-height and bistro-height styles
- guest chairs stack up to five high while on the floor
- sled base guest chair stacks 18 high with 4190SL chair cart (see pg 42)
- perforated seat allows breathability for all day comfort
- see more detail on mesh extended-height chair on pg. 67
- see full line pricer or website for custom options



68066N

Learn *

SPECS

MODEL NUMBER	DESCRIPTION	COLOR	OVERALL W x D x H	LIST PRICE
6806BL	BISTRO-HEIGHT CHAIR, ROUND BACK	BLACK	19¼ x 23½ x 47½"	409.00
6806GN	BISTRO-HEIGHT CHAIR, ROUND BACK	GREEN	19¼ x 23½ x 47½"	409.00
6806BU	BISTRO-HEIGHT CHAIR, ROUND BACK	BLUE	19¼ x 23½ x 47½"	409.00
6806LT	BISTRO-HEIGHT CHAIR, ROUND BACK	LATTE	19¼ x 23½ x 47½"	409.00
6803BL	MANAGER CHAIR, ROUND BACK, BLACK UPHOLSTERED SEAT	BLACK	24 x 24 x 35½-39"	654.00
6803LT	MANAGER CHAIR, ROUND BACK, BLACK UPHOLSTERED SEAT	LATTE	24 x 24 x 35½-39"	654.00
6809MH	MANAGER CHAIR, ROUND PLASTIC WOOD BACK, BLACK UPHOLSTERED SEAT	MAHOGANY	24 x 24 x 35½-39"	700.00
6809NA	MANAGER CHAIR, ROUND PLASTIC WOOD BACK, BLACK UPHOLSTERED SEAT	NATURAL	24 x 24 x 35½-39"	700.00
6807BL	MANAGER CHAIR, SQUARE BACK, BLACK UPHOLSTERED SEAT	BLACK	24 x 24 x 35½-39"	654.00
6807LT	MANAGER CHAIR, SQUARE BACK, BLACK UPHOLSTERED SEAT	LATTE	24 x 24 x 35½-39"	654.00
6804BL	GUEST STACK CHAIR SLED BASE, ROUND BACK	BLACK	19¼ x 23½ x 33½"	218.00
6804GN	GUEST STACK CHAIR SLED BASE, ROUND BACK	GREEN	19¼ x 23½ x 33½"	218.00
6804BU	GUEST STACK CHAIR SLED BASE, ROUND BACK	BLUE	19¼ x 23½ x 33½"	218.00
6804LT	GUEST STACK CHAIR SLED BASE, ROUND BACK	LATTE	19¼ x 23½ x 33½"	218.00
6810MH	GUEST STACK CHAIR SLED BASE, ROUND PLASTIC WOOD BACK	MAHOGANY	19¼ x 23½ x 33½"	307.00
6810NA	GUEST STACK CHAIR SLED BASE, ROUND PLASTIC WOOD BACK	NATURAL	19¼ x 23½ x 33½"	307.00
6805BL	GUEST STACK CHAIR STRAIGHT LEG, ROUND BACK	BLACK	19 x 24½ x 33½"	281.00
6805BU	GUEST STACK CHAIR STRAIGHT LEG, ROUND BACK	BLUE	19 x 24½ x 33½"	281.00
6805LT	GUEST STACK CHAIR STRAIGHT LEG, ROUND BACK	LATTE	19 x 24½ x 33½"	281.00
6815BL	COUNTER-HEIGHT CHAIR, ROUND BACK	BLACK	19¼ x 23½ x 40½"	393.00
6820BL	MESH EXTENDED-HEIGHT CHAIR	BLACK	26 x 26 x 39-49"	709.00



6815BL



6807LT

GUEST STACK CHAIRS PACKED 2 PER CARTON, NOT SOLD INDIVIDUALLY

AESTHETICS

PLASTIC COLOR



BL BLACK / BU BLUE / GN GREEN / LT LATTE

PLASTIC WOOD COLOR



MH MAHOGANY / NA NATURAL



6804BL



6805BU

*ALL PLASTIC SEAT AND BACK REVE CHAIRS MEET CAL 133 STANDARDS (EXCEPT REVE PLASTIC WOOD FINISH).

V Y™

- all styles rated up to 350 lbs.
- available in stack, counter and bistro-height styles
- stack chair available in sled base or straight leg frame
- available in black, blue or green
- bistro and counter-height available in sled base only
- sled base has wall saver frame to protect walls from damage
- steel powder coat frame with silver finish for durability
- guest chair stacks up to five high on the floor and up to 15 high on cart
- packed two per carton, not sold individually
- see full line pricer or website for custom options



4296BL

Learn

SPECS

MODEL NUMBER	DESCRIPTION	COLOR	OVERALL W x D x H	LIST PRICE
4291BL	STRAIGHT LEG CHAIR WITH CASTERS	BLACK	22½ x 19½ x 32½"	302.00
4292BL	SLED BASE CHAIR	BLACK	22½ x 19½ x 32½"	281.00
4295BL	SLED BASE BISTRO-HEIGHT CHAIR	BLACK	18 x 22 x 45"	373.00
4296BL	SLED BASE COUNTER-HEIGHT CHAIR	BLACK	18 x 22 x 40"	365.00



4291GN

AESTHETICS

PLASTIC COLOR



BL BLACK

OPTIONAL ACCESSORIES

4190SL SLED BASE CHAIR CART 238.00



4190SL



4292BL

350 LB. WEIGHT
CAPACITY



4298ES

BOSK®

- available in bistro-height stool or stack chair styles
- beechwood seat and back with chrome steel frame
- pads on bottom of chair seat prevents scratching when stacked
- stack chair stacks up to eight high and packed two per carton, not sold individually
- bistro-height stool requires assembly

Learn  

SPECS

MODEL NUMBER	PRODUCT	COLOR	OVERALL W x D x H	LIST PRICE
4298BH	STACK CHAIR	BEECH	19¼ x 18 x 33½"	314.00
4298ES	STACK CHAIR	ESPRESSO	19¼ x 18 x 33½"	314.00
4299BH	BISTRO-HEIGHT STOOL	BEECH	20¼ x 20½ x 35"	452.00
4299ES	BISTRO-HEIGHT STOOL	ESPRESSO	20¼ x 20½ x 35"	452.00



4299BH

AESTHETICS

WOOD COLOR



BH BEECH / ES ESPRESSO



4299ES

CURRANT™ HIGH DENSITY STACK CHAIR

- easy to store and rearrange with grooved areas for fingers to grip
- solid steel rod frame provides a sturdy and stable seating option that is light enough to handle and move frequently
- optional ganging glides connect chairs to keep areas neat
- available in choice of plastic or mesh back for comfortable breathability
- available in choice of black seat and back with black frame, black seat and back with chrome frame, or red seat and back with red frame
- guest chair stacks up to 12 high on floor and up to 35 high on cart (4190SL)
- bistro chair stacks up to five high on the floor and on cart (4188)
- guest chair packed four per carton, not sold individually
- bistro chair packed two per carton, not sold individually



4273BC



4271BC

Learn

SPECS

MODEL NUMBER	DESCRIPTION	FRAME COLOR	OVERALL W x D x H	LIST PRICE
4271BC	BLACK PLASTIC BACK GUEST CHAIR	CHROME	21 x 21 x 32"	170.00
4273BC	BLACK PLASTIC BACK BISTRO CHAIR	CHROME	22¼ x 23½ x 44½"	377.00

AESTHETICS

COLOR OPTIONS



BLACK PLASTIC / CHROME FRAME

OPTIONAL ACCESSORIES

4190SL	CHAIR CART	238.00
4188	CHAIR CART	189.00



4190SL



4188

ESCALATE STACKING CHAIRS AND STOOLS

- sleek and contemporary design suits any space
- sturdy chrome legs provide a solid base
- weight capacity of 250 lbs. per chair or stool
- stool complements bistro line of bar-height hospitality tables
- available in black or white plastic seat and back
- durable design and easy-to-clean materials
- stack chair is packed four per carton, stool is packed two per carton, not sold individually
- ships assembled



ESC2B



ESS2W

Learn

SPECS

MODEL NUMBER	DESCRIPTION	OVERALL W x D x H	LIST PRICE
ESC2B	CHAIR WITH PLASTIC BACK AND SEAT, BLACK	19½ x 21½ x 32"	317.00
ESC2W	CHAIR WITH PLASTIC BACK AND SEAT, WHITE	19½ x 21½ x 32"	317.00
ESS2B	STOOL WITH PLASTIC BACK AND SEAT, BLACK	21½ x 23 x 43¾"	440.00
ESS2W	STOOL WITH PLASTIC BACK AND SEAT, WHITE	21½ x 23 x 43¾"	440.00

AESTHETICS

PLASTIC COLOR



B BLACK / W WHITE

BANDI™ STACK CHAIRS



4275GN

- fun seating solution for break rooms, lounges, cafés and casual meeting areas
- the uniquely shaped shell of fiberglass reinforced polypropylene provides comfort, flexibility and durability
- easy to stack, store and rearrange
- tubular steel frame makes chair sturdy, but light for easy handling
- packed two per carton, not sold individually



SPECS

MODEL NUMBER	COLOR	OVERALL W x D x H	LIST PRICE
4275BU	BLUE	23¾ x 19 x 31"	242.00
4275GN	GREEN	23¾ x 19 x 31"	242.00
4275RD	RED	23¾ x 19 x 31"	242.00
4275WH	WHITE	23¾ x 19 x 31"	242.00

AESTHETICS

PLASTIC COLOR



BU BLUE / GN GREEN / RD RED / WH WHITE

SAFCO® STACK CHAIRS

- contoured design with generous seat and back for extra comfort
- high impact polypropylene seat and back
- tubular steel frame with black powder coat finish and plastic glides
- lightweight, 11 lb. chair
- stacks up to 15 high on floor and chair cart
- packed four per carton, not sold individually



4185BL

Learn S



SPECS

MODEL NUMBER	COLOR	OVERALL W x D x H	SEAT HEIGHT	SEAT W x D	BACK W x H	LIST PRICE
4185BL	BLACK	21¼ x 17¾ x 30½"	18"	18½ x 16¼"	18¼ x 12¾"	135.00
4185BU	BLUE	21¼ x 17¾ x 30½"	18"	18½ x 16¼"	18¼ x 12¾"	135.00
4185CH	CHARCOAL	21¼ x 17¾ x 30½"	18"	18½ x 16¼"	18¼ x 12¾"	135.00

AESTHETICS

PLASTIC COLOR



BL BLACK / BU BLUE / CH CHARCOAL

OPTIONAL ACCESSORIES

4188 CHAIR CART 189.00

MOTO™ STACK CHAIRS

- mobile, stackable seating
- no need for chair cart, just stack-and-roll
- stacks four high
- fully upholstered back and seat
- fully assembled except casters
- packed two per carton, not sold individually



SPECS

MODEL NUMBER	COLOR	OVERALL W x D x H	SEAT HEIGHT	SEAT W x D	BACK W x H	LIST PRICE
4184BL	BLACK	23½ x 23 x 31¼"	18"	17½ x 17"	18 x 13¾"	315.00

AESTHETICS

FABRIC COLOR



BL BLACK

OPTIONAL ACCESSORIES

5132	HARD FLOOR CASTERS	89.00
5138	2" NYLON GLIDES	40.00

NEXT™ STACK CHAIRS

NEXT STACK CHAIR

- simple stack chair design makes it easy to stack out of the way when not in use to help save space, ideal for training or meeting rooms
- lightweight, tubular steel frame makes these chairs easy to pick up and move, rearrange or stack as needed
- contoured seat design with generous back for extra comfort
- perforated back provides breathability to keep users cool
- constructed of high impact polypropylene seat and back for long-lasting durability
- available in choice of black or white to suit personal preference or décor
- product weight capacity 275 lbs.
- stacks up to 8 high on the floor or 6 high on chair cart (4188) for convenient storage when not in use
- carpet casters come standard on 4314
- optional add ons - hard floor casters 5135
- packed four per carton, not sold individually



4287BL



4314WH

SPECS

MODEL NUMBER	DESCRIPTION	OVERALL W x D x H	SEAT HEIGHT	LIST PRICE
4287BL	STACK CHAIR, BLACK	19½ x 20 x 32"	17½"	189.00
4287WH	STACK CHAIR, WHITE	19½ x 20 x 32"	17½"	195.00
4314BL	STACK CHAIR WITH CASTERS, BLACK	22 x 22 x 33"	17½"	197.00
4314WH	STACK CHAIR WITH CASTERS, WHITE	22 x 22 x 33"	17½"	197.00

AESTHETICS

PLASTIC COLOR



BL BLACK / WH WHITE

OPTIONAL ACCESSORIES

4188	CHAIR CART	189.00
5135	HARD FLOOR CASTERS*	31.00

*ONLY AVAILABLE FOR 4314



NEXT™ BISTRO STACK CHAIRS

NEXT BISTRO STACK CHAIR

- simple stack chair design makes it easy to stack out of the way when not in use to help save space, ideal for training or meeting rooms
- lightweight, tubular steel frame makes these chairs easy to pick up and move, rearrange or stack as needed
- contoured seat design with generous back for extra comfort
- perforated back provides breathability to keep users cool
- constructed of high impact polypropylene seat and back for long-lasting durability
- available in choice of black or white to suit personal preference or décor
- product weight capacity 275 lbs.
- footrest may help support ergonomic comfort
- stacks up to 4 high on the floor for convenient storage when not in use
- packed 2 per carton, not sold individually



4315BL

SPECS

MODEL NUMBER	DESCRIPTION	OVERALL W x D x H	SEAT HEIGHT	LIST PRICE
4315BL	BISTRO CHAIR, BLACK	21¼ x 46¼ x 20"	31½"	350.00
4315WH	BISTRO CHAIR, WHITE	21¼ x 46¼ x 20"	31½"	350.00

AESTHETICS

PLASTIC COLOR



BL BLACK / WH WHITE



IMAGE FEATURES FLIP-N-GO® TABLES (PG. 90).

EVENT SEATING

- multi-purpose seating ideal for everything from breakrooms to banquets
- lightweight design makes them easy to reconfigure, move or fold up and store
- polypropylene seat and back with steel powder-coat finish is easy-to-clean and provides long-lasting durability
- contoured, durable polyethylene seat and back
- arched cross-braces on the legs for exceptional strength
- integrated back handle for easy setup
- packed four per carton, not sold individually
- available in textured white



Learn **PROP 65** **S**

SPECS

MODEL NUMBER	PRODUCT	COLOR	OVERALL W x D x H	LIST PRICE
5000FCWTDG ♦	DELUXE FOLDING CHAIR	TEXTURED WHITE	18½ x 21½ x 33¼"	138.00

♦ THESE PRODUCTS ARE SUBJECT TO CALIFORNIA PROPOSITION 65. PLEASE VISIT THE PRODUCT DETAIL PAGE ON OUR WEBSITE FOR SPECIFIC INFORMATION.

TWO-TIER CHAIR TRUCK

- easily move folding chairs from storage to setup area
- made of steel with powder coat finish for durability
- holds up to 84 folding chairs



SPECS

MODEL NUMBER	COLOR	OVERALL W x D x H	LIST PRICE
4199BL	BLACK	64½ x 33½ x 40¼"	955.00



VALORÉ® TRAINING CHAIRS

- lightweight nesting chairs available in high-back or mid-back designs
- seats flip up for compact nesting storage to help save space when not in use
- high-back design features a gentle recline for optimal comfort
- mobile on dual-hooded casters for easy reconfiguration of space
- comfortable seat available in standard black fabric with chrome base
- breathable mesh back available in black or red in all models; silver mesh only available for high back
- ideal for use in training or teaming spaces
- also available as task chair on pg. 57
- see full line pricer or website for custom options



Learn S

SPECS

MODEL NUMBER	DESCRIPTION	OVERALL W x D x H	SEAT HEIGHT	LIST PRICE
TSH1	HIGH BACK WITH ARMS	23 x 24 x 36½"	18½"	591.00
TSH1CRBVONYX	HIGH BACK WITH ARMS, BLACK PLASTIC ACCENTS	23 x 24 x 36½"	18½"	882.00
TSH1WHBVONYX	HIGH BACK WITH ARMS, WHITE PLASTIC ACCENTS	23 x 24 x 36½"	18½"	940.00
TSH2	HIGH BACK WITHOUT ARMS	20 x 24 x 36½"	18½"	588.00
TSH2CRBVONYX	HIGH BACK WITHOUT ARMS, BLACK PLASTIC ACCENTS	20 x 24 x 36½"	18½"	858.00
TSH2WHBVONYX	HIGH BACK WITHOUT ARMS, WHITE PLASTIC ACCENTS	20 x 24 x 36½"	18½"	916.00
TSM2	MID BACK	21½ x 24½ x 36"	18½"	411.00

Only available to order by Carton, 2 per carton.

AESTHETICS

FABRIC COLOR

MESH COLOR



BLACK



BB BLACK / BR RED / BS SILVER*
* ONLY AVAILABLE IN HIGH BACK



OPTIONAL ACCESSORIES

SCC4	SOFT CHAIR CASTERS	69.00
CHAIRGL	CHAIR GLIDES	52.00



IMAGE FEATURES FLIP-N-GO® TABLES (PG. 90).

THESIS™ TRAINING CHAIRS

- versatile training chair allows stacking up to four high, or nesting to help save space when not in use
- available without arms, with flip arms or arms with right-hand tablet for use of notebooks, sketch pads, tablets, etc.
- mobile on four casters for easy reconfiguration of space as needed
- customize the training environment with a flexible back or a fixed back
- cushioned seat comes standard in black fabric
- also available as stool on pg. 60 & 70
- see full line pricer or website for custom options



KTS3SGBLK

Learn **S**

SPECS

MODEL NUMBER	DESCRIPTION	SEAT/BACK COLOR	OVERALL W x D x H	SEAT HEIGHT	LIST PRICE
KTS1SGBLK	STATIC BACK WITH ARMS	BLACK/GRAY	22¼ x 22½ x 33"	18"	514.00
KTS2SGBLK	STATIC BACK	BLACK/GRAY	22¼ x 22½ x 33"	18"	491.00
KTS3SGBLK	STATIC BACK WITH ARMS & TABLET	BLACK/GRAY	24 x 26¼ x 33"	18"	644.00
KTX1SBBLK	FLEX BACK WITH ARMS	BLACK/BLACK	22¼ x 21¼ x 33¼"	18"	535.00
KTX2SBBLK	FLEX BACK	BLACK/BLACK	22¼ x 21¼ x 33¼"	18"	509.00
KTX3SBBLK	FLEX BACK WITH ARMS & TABLET	BLACK/BLACK	24 x 25½ x 33¼"	18"	663.00



KTS1SGBLK

OPTIONAL ACCESSORIES

GLCHAIR4 CHAIR GLIDES 51.00



KTX3SBBLK



KTX2SBBLK



KTX1SBBLK

SWIVEL KEG SEATING

- 360° swivel
- swivel mechanism hidden in base
- silver powder coated steel base
- available in black fabric
- use as alternative seating in offices, or in meeting spaces, collaboration areas and reception spaces
- see full line pricer or website for custom options



Learn   

SPECS

MODEL NUMBER	COLOR	SEAT HEIGHT	SEAT DIA	LIST PRICE
5050BL	BLACK	20"	16 1/4"	308.00





SANTA CRUZ® LOUNGE COLLECTION

- create a comfortable and welcoming environment for all of guests with a variety of lounge seating options
- available in three size options: chair, settee and sofa, to meet the needs of any hospitality space
- the chair seats one adult, the settee seats two adults and the sofa seats three adults comfortably
- optional matching storage ottoman (black interior) with four casters for easy mobility
- available in genuine white, black or almond leather upholstery to create a cohesive look throughout the working environment
- contoured arms provide additional comfort
- black legs are standard

SPECS



MODEL NUMBER	DESCRIPTION	OVERALL W x D x H	LIST PRICE
VCC1	CHAIR	36 x 34¼ x 32¼"	1,684.00
VCC2	SETTEE	55 x 34¼ x 32¼"	2,511.00
VCC3	SOFA	75¼ x 34 x 32¼"	3,262.00
VCCL	FOOT KIT	2 x 3 x 3½"	88.00


AESTHETICS

LEATHER COLOR



BLKA ALMOND / BLKW WHITE / BLKB BLACK

FOOT KIT COLOR



SCR SIERRA CHERRY / SLV SILVER / BLK BLACK



SANTA CRUZ® MOBILE LOUNGE COLLECTION

- mobile lounge seating encourages collaboration and flexibility in any office environment, from reception areas to gathering spaces
- includes heavy-duty black double wheel casters in the front, black wood feet in the back for ease of movement and reconfiguration
- available with or without movable, wooden tablet surface for mobile working, right mounted only
- mobile chair tablet (15"W x 12"D), includes a 360° swivel, tablet height is 27" to accommodate most users comfortably
- available in genuine white, black or almond leather upholstery with contoured arms for comfort
- black or white tablet can be used with your choice of leather color
- brushed aluminum handle on chair back for easy mobility
- ottoman standard with four casters for easy mobility, removable lid for storage (black interior)

SPECS

MODEL NUMBER	DESCRIPTION	OVERALL W x D x H	LIST PRICE
VCCM	MOBILE LOUNGE CHAIR	31 x 33 x 30¼"	1,747.00
VCCMT	MOBILE LOUNGE CHAIR WITH TABLET	31 x 33 x 30¼"	2,063.00
VCCS	STORAGE OTTOMAN	18½ x 18½ x 18½"	743.00



AESTHETICS

LEATHER COLOR



ALM ALMOND / BLK BLACK / WHT WHITE

SAFCO® LOUNGE SEATING NEW

More people are looking to the office as a place where they can find a sense of connection and belonging. With the Safco Lounge Seating, you can create vibrant social hubs throughout the workplace. This versatile soft seating, available in Black, Gray, and Cognac Vinyl, is the perfect complement to our Resi® and Mirella™ lounge seating. Combined, they create settings that encourage people to socialize, prompt spontaneous interaction, and make employees feel at home. Lounge Seating does not come with legs. Must order Resi® or Mirella™ leg kit separate; Leg Kit options include SKUs RESFEET4PK or MRL2BLK or MRL2SLV.

- Creates social settings throughout the office.
- Available in Black, Gray, and Cognac Vinyl that complements the Resi® and Mirella™ collections.
- Must purchase leg kits (SKUs RESFEET4PK or MRL2BLK or MRL2SLV) with Sofa, Settee and Chair. Legs kits match the Resi® and Mirella™ collections.
- Ships quickly for your convenience.
- Built to last with BIFMA 5.4 rating.



SPECS

MODEL NUMBER	DESCRIPTION	OVERALL W x D x H	LIST PRICE
1730	SAFCO LOUNGE SOFA	77½ x 30¼ x 23"	2,994.00
1731	SAFCO LOUNGE SETTEE	54 x 30¼ x 23"	2,265.00
1732	SAFCO LOUNGE CHAIR	33¼ x 30¼ x 23"	1,463.00
RESFEET4PK	Resi® Leg Kit		126.00
MRL2BLK	Mirella™ Leg Kit, Black		404.00
MRL2SLV	Mirella™ Leg Kit, Silver		404.00

AESTHETICS

VINYL COLOR



BL BLACK / COG COGNAC / GR GRAY



1730BL with MRL2BLK Mirella Leg Kit



1731GR with RESFEET4PK Resi Leg Kit



1732COG with MRL2BLK Mirella Leg Kit




IMAGE FEATURES 1730GR, 1732GR WITH MRL2SLV LEGS AND MIRELLA™ DESKING (PG. 8).

SAFCO® SOFT SEATING NEW

Give students a comfortable place to relax or study with the Learn Safco's classroom soft seating. Ideal for high-traffic settings like classrooms, libraries, or common areas, Safco's classroom soft seating—available in a variety of colors—is easy to clean and quick to ship and assemble.

- Versatile student seating solution that's available in a variety of easy-to-clean and configurable vinyl color options.
- Built to last with sturdy plywood frame and durable foam interior.
- Easy to transport.
- Adaptive design include both levelers and 3 inch feet to allow for different height settings.
- Quick, 48-hour shipping and easy to assemble.
- Configured options available please see pricer



Learn S

SPECS

MODEL NUMBER	OVERALL D x H	SEAT HEIGHT	SEAT W x D	LIST PRICE
8121	15 Dia. x 5¼"	5¼"	15" Dia.	205.00
8122	15 Dia. x 15¼-18"	15¼-18"	15" Dia.	284.00
8123	30 Dia. x 15¼-18"	15¼-18"	30" Dia.	740.00
8124	29¼ Hexagon x 15¼-18"	15¼-18"	29¼ Hexagon	740.00

AESTHETICS

VINYL COLOR



BV BLACK / BUV BLUE / GV GREEN / RV RED



COGO™ OUTDOOR/INDOOR STEEL CHAIRS

- multipurpose stacking chair perfect for outdoor or indoor use
- tubular steel construction with scratch-resistant powder coat finish for durability
- outdoor rated for UV protection
- curved back rest for comfort and open slat design for breathability
- durable nylon glides on feet guard against scratching or marring
- chairs stack up to eight high
- packed two per carton, not sold individually
- complements CoGo Tables (pg.96) and Benches



Learn S

SPECS

MODEL NUMBER	COLOR	OVERALL W x D x H	LIST PRICE
4360BL	BLACK	18½ x 22 x 28¼"	223.00
4360RD	RED	18½ x 22 x 28¼"	223.00

AESTHETICS

FRAME COLOR



BL BLACK / RD RED

COGO™ OUTDOOR/INDOOR STEEL BENCHES

- versatile outdoor/indoor steel bench
- UV and weather resistant, making it perfectly suited to outdoor spaces
- sturdy steel construction with powder coat finish for added durability
- available without back (43689) or with a supportive backrest (43688)
- choice of black, blue, white or red durable powder coat finish to suit individual preferences and space needs
- design and color choices complements CoGo line of chairs and tables (pg. 96) to create a cohesive environment



Learn S

SPECS

MODEL NUMBER	DESCRIPTION	COLOR	OVERALL W x D x H	LIST PRICE
4368BL	OUTDOOR/INDOOR STEEL BENCH WITH BACK	BLACK	60 x 25 x 30"	796.00
4368RD	OUTDOOR/INDOOR STEEL BENCH WITH BACK	RED	60 x 25 x 30"	796.00

AESTHETICS

FRAME COLOR



BL BLACK / RD RED

VALORÉ® TASK CHAIR

- chair is height adjustable and comfortable with fabric seat and mesh back for breathability
- seat adjusts from 18½"-22¼" for wide range of heights
- on a 5-Star, 27" aluminum base for durability and mobility
- includes standard T-arms for user comfort
- black fabric seat with mesh back colors available in black, red or silver for workspace customization
- rated up to 250 lbs.
- also available as training chair on pg. 49



SPECS

MODEL NUMBER	DESCRIPTION	OVERALL W x D x H	SEAT HEIGHT	LIST PRICE
TSH3	HEIGHT-ADJUSTABLE TASK CHAIR	23½ x 20½ x 36½-40¼"	18½-24¼"	852.00
TSH3CRBVONYX	HEIGHT-ADJUSTABLE TASK CHAIR WITH BLACK PLASTIC ACCENTS	23½ x 20½ x 36½-40¼"	18½-24¼"	899.00
TSH3WHBVONYX	HEIGHT-ADJUSTABLE TASK CHAIR WITH WHITE PLASTIC ACCENTS	23½ x 20½ x 36½-40¼"	18½-24¼"	957.00

AESTHETICS

FABRIC COLOR	MESH COLOR
BLACK	BB BLACK / BR RED / BS SILVER

OPTIONAL ACCESSORIES

5132	SOFT CHAIR CASTERS	86.00
5138	HARD FLOOR CASTERS	89.00
5138	2" NYLON GLIDES	40.00

MEZZO™ TASK CHAIR

- economical task chair without compromising function
- mesh back for breathability and upholstered seat
- pneumatic seat height adjustment, swivel tilt with tilt tension, tilt lock and integrated lumbar support
- adjustable t-pad arms and adjustable lumbar



SPECS

MODEL NUMBER	OVERALL HEIGHT RANGE	SEAT HEIGHT	SEAT W x D	BACK W x H	LIST PRICE
7195BL	34½-38"	16-19½"	18½ x 18½"	17½ x 18½"	451.00

OPTIONAL ACCESSORIES

5132	HARD FLOOR CASTERS	89.00
5138	2" NYLON GLIDES	40.00



MEDINA™ TASK CHAIR NEW

- Side tilt tension knob for convenient adjustment
- Seat slide depth adjustment up to 2" for a fine-tuned fit on Deluxe Task Chair
- Synchro-tilt recline
- Adjustable lumbar and armrests for customizable support
- Breathable mesh back combined with upholstered seat for all-day comfort
- 5-star base with pneumatic seat height adjustment from 18"-22"
- Supports up to 275 pounds
- Easy, tool-less assembly with the use of only 3 hand wheel knobs
- Ships knocked-down within 48 hours to arrive quickly
- Meets rigid ISTA6A shipping standards to ensure chair arrives undamaged



Extended-Height Task Chair

- Breathable mesh back combined with upholstered seat for all-day comfort
- Built-in flex mechanism intuitively supports shifts in posture
- Extended seat height adjustment from 23"-33"
- 360-degree swivel for ease of motion
- 5-star base with casters for easy mobility
- Brushed aluminum foot-ring for a contemporary look
- Integrated arms for support
- Supports up to 275 pounds
- Ships within 48 hours to arrive quickly
- Meets rigid ISTA6A shipping standards to ensure chair arrives undamaged



SPECS

MODEL NUMBER	DESCRIPTION	OVERALL W x D x H	SEAT HEIGHT	LIST PRICE
6830STBL	DELUXE TASK CHAIR	25 x 25 x 34½-38"	18-22"	786.00
6830BMBL	BASIC TASK CHAIR	25 x 25 x 34½-38"	18-22"	578.00
6827BL	EXTENDED-HEIGHT TASK CHAIR	28 x 28 x 38-48"	23-33"	613.00



MEDINA™ CONFERENCE SEATING NEW

- Mesh provides breathable back support
- Upholstered seat cushion for comfort
- Pneumatic seat height adjustment from 18"-22"
- Built-in flex mechanism intuitively supports shifts in posture
- 5-star base with casters for easy mobility
- Integrated arms for support
- Supports up to 275 pounds
- Ships within 48 hours to arrive quickly
- Meets rigid ISTA6A shipping standards to ensure chair arrives undamaged



68288L



SPECS

MODEL NUMBER	DESCRIPTION	OVERALL W x D x H	SEAT HEIGHT	LIST PRICE
68288L	CONFERENCE CHAIR	28 x 28 x 32-37"	17-22"	496.00

MEDINA™ GUEST SEATING NEW

- Mesh provides breathable back support
- Upholstered seat cushion for comfort
- Casters for easy mobility
- Fixed arms provide added comfort
- Seat height is 18"
- Supports up to 275 pounds
- Ships within 48 hours to arrive quickly
- Meets rigid ISTA6A shipping standards to ensure chair arrives undamaged



68298L



SPECS

MODEL NUMBER	DESCRIPTION	OVERALL W x D x H	SEAT HEIGHT	LIST PRICE
68298L	GUEST CHAIR	23½ x 23½ x 33½"	18"	380.00



SHELL™ TASK CHAIR

- minimalistic shell chair design offers intuitive adjustments and a sleek design that fits into any space
- features a contoured back for lumbar support
- seat naturally flexes to fit the user comfortably
- seat height adjustable from 16–22" to support a wide range of user heights
- holes in the back provide breathability
- 360° swivel capabilities
- sturdy five-star base on casters for easy mobility
- vinyl upholstery for easy cleaning
- available in white or black plastic
- also available in an extended-height design (pg. 70)



7013BL



7013WH



SPECS

MODEL NUMBER	COLOR	OVERALL W x D x H	SEAT HEIGHT	LIST PRICE
7013BL	BLACK	26 x 26 x 38"	17-20"	428.00
7013WH	WHITE	26 x 26 x 38"	17-20"	428.00

OPTIONAL ACCESSORIES

5132	HARD FLOOR CASTERS	89.00
5138	2" NYLON GLIDES	40.00

FLAUNT™

- available in manager or guest chair
- stitched accent on seat and back
- chrome metal accents and fabric on arms match chair
- manager chair is height-adjustable with swivel-tilt mechanism
- three leather and one microfiber option

FLAUNT MANAGER CHAIR ADJUSTMENTS



SPECS

MODEL NUMBER	PRODUCT	COLOR	W x D x H	SEAT HEIGHT	SEAT W x D	BACK W x H	LIST PRICE
3456BL	MANAGER CHAIR	BLACK	25 x 25 x 37-40"	18-21"	18 x 17"	18 x 20"	637.00
3456WH	MANAGER CHAIR	WHITE	25 x 25 x 37-40"	18-21"	18 x 17"	18 x 20"	637.00
3457BL	GUEST CHAIR	BLACK	21½ x 23 x 31¼"	18"	18 x 17"	18 x 15½"	491.00



3456WH



3457BL

AESTHETICS

LEATHER COLOR



BL BLACK / WH WHITE

ULTIMO LEATHER SERIES

- conference and task seating created with upscale design and comfort
- molded foam for plush, comfortable feel; soft, top-grain cowhide leather
- generously-sized deep cushions feature sculpted padding for support
- lumbar support is designed to give customized adjustment and deluxe knee-tilt control for user comfort
- gunmetal gray or slate frames with black exterior and matching padded leather armrests for comfort
- rated up to 250 lbs.



SPECS

MODEL NUMBER	DESCRIPTION	OVERALL W x D x H	SEAT HEIGHT	LIST PRICE
UL350HBLK	HIGH BACK CHAIR	26¼ x 29½ x 42½-45½"	20¼-23¼"	1,602.00

AESTHETICS

LEATHER COLOR



BLK BLACK

OPTIONAL ACCESSORIES

5132	HARD FLOOR CASTERS	89.00
5138	2" NYLON GLIDES	40.00

OPTIMUS™ BIG & TALL CHAIR

- designed to support users of various sizes
- reinforced mechanism for proper support
- back height adjustment, posture lock and optional height and width adjustable t-pad arms
- fabric or easy-to-clean black vinyl options
- rated up to 400 lbs.



3590BL



SPECS

MODEL NUMBER	COLOR	OVERALL HEIGHT RANGE	SEAT HEIGHT	SEAT W x D	BACK W x H	LIST PRICE
3590BL	BLACK	42½-45½"	19-22"	23 x 22"	22 x 25"	681.00
3592BL	BLACK VINYL	42½-45½"	19-22"	23 x 22"	22 x 25"	724.00

OPTIONAL ACCESSORIES

3591BL	ARM KIT	160.00
--------	---------	--------



3591BL

3592BL

LINEAGE™ BIG & TALL CHAIRS

- big & tall chairs with a high back or mid back design
- black bonded leather on all seating surfaces
- chrome metal armrests with upholstery pads
- heavy-duty height and tilt mechanism
- 29" dia. chrome metal base
- 55mm heavy-duty casters



SPECS

MODEL NUMBER	DESCRIPTION	OVERALL W x D x H	LIST PRICE
3502BL	HIGH BACK CHAIR, 500 LB. CAPACITY	29 x 31 x 44¼-48½"	825.00
3503BL	MID BACK CHAIR, 400 LB. CAPACITY	24½ x 30¾ x 42-46"	698.00
3504BL	BIG & TALL CHAIR, 300 LB. CAPACITY	24½ x 25½ x 35-39"	656.00



BIG & TALL ALL MESH CHAIR

- suspension mesh on back and seat cushions
- height-adjustable padded armrests included
- cable control height and tilt-lock mechanism, with tilt tension knob
- 29" dia. chrome metal base
- heavy-duty, dual-wheel casters
- adjustable lumbar support
- rated up to 400 lbs.



SPECS

MODEL NUMBER	DESCRIPTION	OVERALL W x D x H	LIST PRICE
3505BL	ALL MESH CHAIR, 400 LB. CAPACITY	29¾ x 29¾ x 41¼-45"	827.00



UBER™ BIG & TALL CHAIRS

- designed to support users of various sizes
- available in high back or mid back task or sled base guest chair
- easy-to-clean black vinyl or black fabric
- optional height-adjustable t-pad arms or fixed arms
- rated up to 500 lbs.




SPECS

MODEL NUMBER	PRODUCT	COLOR	SEAT HEIGHT	SEAT W x D	BACK W x H	LIST PRICE
3490BV	HIGH BACK	BLACK VINYL	19½-23½"	22¼ x 20¾"	23 x 23"	806.00
3490BL	HIGH BACK	BLACK	19½-23½"	22¼ x 20¾"	23 x 23"	806.00
3491BV	MID BACK	BLACK VINYL	18½-22½"	22½ x 20¾"	23 x 19¾"	741.00
3491BL	MID BACK	BLACK	18½-22½"	22½ x 20¾"	23 x 19¾"	741.00
3492BV	GUEST	BLACK VINYL	19½"	23 x 20½"	22½ x 19½"	654.00

AESTHETICS

SEAT FABRIC



BL BLACK / BV BLACK VINYL

OPTIONAL ACCESSORIES

3496BL T-PAD ARMS 158.00



VUE™ BIG & TALL CHAIRS

- designed to support users of various sizes
- mesh back with ample support and ergonomic shaping
- back height adjustment to support varying users
- breathable mesh to help keep users cool and comfortable
- optional t-pad height and width adjustable arms
- reinforced mechanism with back tilt
- black fabric or easy-to-clean black vinyl seat
- rated up to 500 lbs.
- also available as heavy-duty stool on pg. 66



SPECS

MODEL NUMBER	COLOR	HEIGHT RANGE	SEAT HEIGHT	SEAT W x D	BACK W x H	LIST PRICE
3397BL	BLACK	35½-38"	18½-21"	20½ x 20"	18¼ x 18"	651.00
3397BV	BLACK VINYL	35½-38"	18½-21"	20½ x 20"	18¼ x 18"	651.00

AESTHETICS

SEAT FABRIC



BL BLACK / BV BLACK VINYL

OPTIONAL ACCESSORIES

3399BL ADJUSTABLE-HEIGHT/WIDTH T-PAD ARM KIT 59.00



IMAGE FEATURES VAMP™ LED LIGHTING (PG. 154), ONYX™ MESH FILE CART (PG. 189) & ONYX™ MESH WASTEBASKET (PG. 209).

SERENITY™ BIG & TALL CHAIRS



- designed to support users of various sizes
- features swivel seat with pneumatic height adjustment, tilt lock and tilt tension
- oversized five-star base for proper support
- integrated loop arms
- rated up to 500 lbs.



SPECS

MODEL NUMBER	PRODUCT	OVERALL W x D x H	SEAT HEIGHT	SEAT W x D	BACK W x H	LIST PRICE
3500BL	HIGH BACK	26 x 26 x 48½"	19½-22½"	21½ x 22"	22 x 26"	1,056.00

ALDAY™ INTENSIVE-USE CHAIRS

- intensive-use task chair
- designed to support users of various sizes
- plastic, ergonomic core back and reinforced mechanism with back tilt
- supportive cushioning in seat and back to deliver ergonomic shaping
- optional height and width adjustable t-pad arms
- black fabric and easy-to-clean black vinyl
- rated up to 500 lbs. and 24/7 use



SPECS

MODEL NUMBER	COLOR	OVERALL HEIGHT RANGE	SEAT HEIGHT	SEAT W x D	BACK W x H	LIST PRICE
3391BL	BLACK	35½-38"	17½-20"	20½ x 20"	18¾ x 18"	681.00
3391BV	BLACK VINYL	35½-38"	17½-20"	20½ x 20"	18¾ x 18"	681.00

AESTHETICS

FABRIC COLOR



BL BLACK / BV BLACK VINYL

OPTIONAL ACCESSORIES

3399BL ADJUSTABLE HEIGHT/WIDTH T-PAD ARM KIT 59.00



VUE™ HEAVY-DUTY STOOLS

- extended-height, heavy-duty stool rated up to 350 lbs. and 24/7 use
- breathable mesh back with ample support and ergonomic shaping
- mesh helps keep users cool and comfortable throughout the day
- reinforced mechanism with posture lock
- back height adjustment, height-adjustable footring and optional t-pad height and width adjustable arms
- black fabric or easy-to-clean black vinyl
- also available as big and tall chair on pg. 64



SPECS

MODEL NUMBER	COLOR	OVERALL HEIGHT RANGE	SEAT HEIGHT	SEAT W x D	BACK W x H	LIST PRICE
3394BL	BLACK	39½-49½"	23-32½"	20½ x 20"	18¾ x 18"	754.00
3394BV	BLACK VINYL	39½-49½"	23-32½"	20½ x 20"	18¾ x 18"	754.00

AESTHETICS

SEAT FABRIC



BL BLACK / BL BLACK VINYL

OPTIONAL ACCESSORIES

3399BL ADJUSTABLE HEIGHT/WIDTH T-PAD ARM KIT 59.00

VUE™ MESH ERGONOMIC STOOL

- ergonomic, height-adjustable seat that may help prevent fatigue
- breathable, black mesh on back and black fabric or easy-to-clean black vinyl on seat
- swivel tilt mechanism, tilt tension and tilt lock, pneumatic seat height adjustment, 360° swivel and adjustable footring
- wide 25" dia. black steel base
- optional loop arms
- rated up to 250 lbs.
- also available as big and tall chair on pg. 64




SPECS

MODEL NUMBER	COLOR	OVERALL HEIGHT RANGE	SEAT HEIGHT	SEAT W x D	BACK W x H	LIST PRICE
3395BL	BLACK	39½-49½"	23-33"	18 x 17½"	17 x 15½"	479.00
3395BV	BLACK VINYL	39½-49½"	23-33"	18 x 17½"	17 x 15½"	479.00

AESTHETICS — OPTIONAL ACCESSORIES

SEAT FABRIC



BL BLACK / BL BLACK VINYL

3396BL	LOOP ARMS	101.00
5132	HARD FLOOR CASTERS	89.00
5138	2" NYLON GLIDES	40.00



APPRENTICE II ERGONOMIC STOOL

- ergonomically supportive back
- extended-height model features built-in lumbar support
- mechanism provides pneumatic seat height adjustment
- waterfall edge may help relieve pressure points
- chrome footring that may help ease pressure points in legs
- black fabric or easy-to-clean black vinyl options
- optional height-adjustable t-pad arms
- optional hard floor casters or 2" nylon glides



SPECS



MODEL NUMBER	COLOR	OVERALL HEIGHT RANGE	SEAT HEIGHT	SEAT W x D	BACK W x H	LIST PRICE
7084BL	BLACK VINYL	44½-54"	22-32"	20½ x 19"	18½ x 19"	668.00

AESTHETICS

FABRIC COLOR



BL BLACK / BV BLACK VINYL

OPTIONAL ACCESSORIES

6689BL	ADJUSTABLE T-PAD ARMS	145.00
5132	HARD FLOOR CASTERS	89.00
5138	2" NYLON GLIDES	40.00

REVE™ MESH EXTENDED-HEIGHT CHAIR



- full mesh back and fabric seat
- tilt tension and tilt lock adjustments
- aluminum 26" dia., five-star base with polished finish
- two-tone dual carpet casters
- includes optional fixed arms
- also available as bistro-height, manager, guest and counter-height chair on pg. 41

SPECS



MODEL NUMBER	COLOR	HEIGHT RANGE	OVERALL SEAT HEIGHT	SEAT W x D	BACK W x H	LIST PRICE
6820BL	BLACK MESH	39-49"	25-35"	18 x 17½"	18½ x 15"	709.00



METRO™

- form fitting contoured back and thickly cushioned seat and back
- aluminum 26" dia., five-star base with chrome finish
- optional adjustable arm set offering 3" height adjustment range
- two-tone dual wheel carpet casters
- chrome footring may help ease pressure points in legs
- black or gray fabric or easy-to-clean black vinyl



SPECS

MODEL NUMBER	COLOR	OVERALL HEIGHT RANGE	SEAT HEIGHT	SEAT W x D	BACK W x H	LIST PRICE
3442BL ♦	BLACK	39-49"	23-33"	18¼ x 17"	7½ x 16"	497.00
3442BV ♦	BLACK VINYL	39-49"	23-33"	18¼ x 17"	7½ x 16"	497.00

♦ THESE PRODUCTS ARE SUBJECT TO CALIFORNIA PROPOSITION 65. PLEASE VISIT THE PRODUCT DETAIL PAGE ON OUR WEBSITE FOR SPECIFIC INFORMATION.

AESTHETICS

FABRIC COLOR	VINYL COLOR
	
BL BLACK	BV BLACK VINYL

OPTIONAL ACCESSORIES

3495BL	ARM KIT	120.00
5132	HARD FLOOR CASTERS	89.00



PRECISION



- economical drafting height chair with durable black or easy-to-clean black vinyl
- one-touch, pneumatic seat height control, manual back height and depth adjustment and 4" deep seat cushion
- five-star, 25" dia. base features dual hooded casters
- chrome footring may help ease pressure points in legs



SPECS

MODEL NUMBER	COLOR	HEIGHT RANGE	OVERALL SEAT HEIGHT	SEAT W x D	BACK W x H	LIST PRICE
3401BL	BLACK	42-54"	23-33"	17¼ x 16"	16¼ x 14"	498.00
3406BL	BLACK VINYL	42-54"	23-33"	17¼ x 16"	16¼ x 14"	498.00

AESTHETICS

FABRIC COLOR	VINYL COLOR
	
BL BLACK	BL BLACK VINYL

OPTIONAL ACCESSORIES

5132	HARD FLOOR CASTERS	89.00
5138	2" NYLON GLIDES	40.00



THESIS™ STOOL

- perfect companion to height-adjustable, bench-height or standing-height tables
- black flexible poly backrest for seated comfort
- adjustable chrome footring that may help alleviate pressure points in legs
- fixed arms
- contoured lumbar support
- silver frame with all-purpose soft casters
- complements the Thesis line of seating



SPECS

MODEL NUMBER	COLOR	OVERALL W x D x H	LIST PRICE
KSX1SBBLK	BLACK	22¼ x 20½ x 21¼-29½"	600.00



IMAGE FEATURES ML MONITOR ARMS (PG.157).

SHELL™ EXTENDED-HEIGHT CHAIR

- minimalistic shell chair design offers intuitive adjustments and a sleek design that fits into any space
- features a contoured back for lumbar support
- seat naturally flexes to fit the user comfortably
- seat height-adjustable from 22-32" to support a wide range of user heights
- extended-height chair pairs well with standing or adjustable-height desks to help promote more movement and a more active workday
- features a flat, adjustable footring around the base for support while sitting
- holes in the back provide breathability
- 360° swivel capabilities
- sturdy five-star base on casters for easy mobility
- vinyl upholstery for easy cleaning
- available in black or white
- also available in a standard desk-height task chair design (pg. 60)



Learn



SPECS

MODEL NUMBER	COLOR	OVERALL W x D x H	SEAT HEIGHT	LIST PRICE
7014BL	BLACK	29 x 29 x 48"	23-33"	491.00
7014WH	WHITE	29 x 29 x 48"	23-33"	504.00

OPTIONAL ACCESSORIES

5132	HARD FLOOR CASTERS	89.00
5138	2" NYLON GLIDES	40.00

DIESEL STOOLS

- perfect for workbench and work table use in industrial, institutional and educational industries
- adjustable seat height (23-30") to accommodate a variety of users and workspaces
- steel frame with pewter or silver powder coat finish for durability
- durable, rubber feet help protect floors



Learn **PROP 65**



SPECS

MODEL NUMBER	COLOR	OVERALL W x D x H	LIST PRICE
6666 ♦	PEWTER	17 x 17 x 23-30"	166.00

♦ THESE PRODUCTS ARE SUBJECT TO CALIFORNIA PROPOSITION 65. PLEASE VISIT THE PRODUCT DETAIL PAGE ON OUR WEBSITE FOR SPECIFIC INFORMATION.

SEE PAGES 78-81 FOR CHAIR FUNCTION BENEFITS.

DIESEL HEIGHT-ADJUSTABLE STOOLS

- perfect for workbench and work table use in industrial, institutional and educational industries
- vinyl padded steel back with steel frame
- steel screw lift manually adjusts seat
- durable, rubber feet help protect floors
- high base, high base with back, low base, low base with back options
- high base with back available in pewter or silver powder coat finish for durability

Learn **PROP 65** **S**



SPECS

MODEL NUMBER	DESCRIPTION	COLOR	OVERALL W x D x H	SEAT HEIGHT	SEAT DIA	BACK W x H	LIST PRICE
6664 ♦	HIGH BASE WITH BACK	PEWTER	16½ x 16½ x 36-41"	22-27"	14"	12 x 7"	375.00
6665 ♦	HIGH BASE	PEWTER	16½ x 16½ x 22-27"	22-27"	14"		258.00
6668 ♦	LOW BASE WITH BACK	PEWTER	15 x 15 x 30-36"	16-22"	14"	12 x 7"	350.00
6669 ♦	LOW BASE	PEWTER	15 x 15 x 16-22"	16-22"	14"		228.00

♦ THESE PRODUCTS ARE SUBJECT TO CALIFORNIA PROPOSITION 65. PLEASE VISIT THE PRODUCT DETAIL PAGE ON OUR WEBSITE FOR SPECIFIC INFORMATION.



STEEL STOOLS

- all steel construction for durability and easy cleanability
- available as student, guest, counter or bar-height stool
- easy-to-clean glossy, powder coat finish for durability
- hole in top to easily move as needed
- perfect for countertop seating, break rooms or cafeterias
- includes footring that may help ease pressure points in legs; 15" stool does not have a footring
- includes choice of nylon leg caps or leveling glides to protect floors from scratches and scuffs
- ships ready to assemble



Learn  

SPECS

MODEL NUMBER	DESCRIPTION	SQ x H	LIST PRICE
6603BL	15" STOOL, BLACK	15½ x 15"	118.00
6603RD	15" STOOL, RED	15½ x 15"	118.00
6603SL	15" STOOL, SILVER	15½ x 15"	118.00
6603WH	15" STOOL, WHITE	15½ x 15"	118.00
6603BU	15" STOOL, BLUE	15½ x 15"	118.00
6604BL	18" STOOL, BLACK	15¼ x 18"	118.00
6604RD	18" STOOL, RED	15¼ x 18"	118.00
6604SL	18" STOOL, SILVER	15¼ x 18"	118.00
6604WH	18" STOOL, WHITE	15¼ x 18"	118.00
6604BU	18" STOOL, BLUE	15¼ x 18"	118.00
6605BL	25" STOOL, BLACK	17¼ x 25"	136.00
6605RD	25" STOOL, RED	17¼ x 25"	136.00
6605SL	25" STOOL, SILVER	17¼ x 25"	136.00
6605WH	25" STOOL, WHITE	17¼ x 25"	136.00
6605BU	25" STOOL, BLUE	17¼ x 25"	136.00
6606BL	29" STOOL, BLACK	17¼ x 29"	150.00
6606RD	29" STOOL, RED	17¼ x 29"	150.00
6606SL	29" STOOL, SILVER	17¼ x 29"	150.00
6606WH	29" STOOL, WHITE	17¼ x 29"	150.00
6606BU	29" STOOL, BLUE	17¼ x 29"	150.00



AESTHETICS

STEEL COLOR



BL BLACK / RD RED / SL SILVER / WH WHITE / BU BLUE



SITSTAR™ STOOLS

- supportive seating that may help reduce the need to shift positions due to repetitive movement
- curved back seat may help to reduce end of day discomfort
- chrome footring may help ease pressure points in legs
- optional back pad
- tractor shape seat for a comfortable seating experience

Learn     SEAT HEIGHT  360° SWIVEL

SPECS

MODEL NUMBER	DESCRIPTION	COLOR	OVERALL HEIGHT RANGE	SEAT HEIGHT	SEAT W x D	LIST PRICE
6660BL	STOOL	BLACK	22-32"	22-32"	19 x 14"	516.00
6661BL	STOOL BACK	BLACK	-	-	-	262.00

OPTIONAL ACCESSORIES

6661BL	STOOL BACK, BLACK	262.00
5132	HARD FLOOR CASTERS	89.00
5138	2" NYLON GLIDES	40.00



EXTENDED-HEIGHT LAB STOOL

- pair with a drafting table, work bench or other standing-height work surface
- adjustable-height, 18" chrome footring prevents feet from swinging and wraps all the way around the stool for access from any seated position
- raising legs and feet onto the footring may lessen pressure on legs and support correct ergonomic posture
- rated up to 250 lbs.



SPECS

MODEL NUMBER	COLOR	OVERALL DIA x H	LIST PRICE
3436BL	BLACK	18 x 22-32"	210.00

OPTIONAL ACCESSORIES

5132	HARD FLOOR CASTERS	89.00
5138	2" NYLON GLIDES	40.00

MEDICAL/LAB STOOLS

- comfortable and generously cushioned seat and back for comfort throughout the day
- easy-to-clean vinyl for easy maintenance
- screw lift easily changes height by turning stool seat
- pneumatic lift adjusts height with simple use of lever
- seat height adjustment allows for ergonomic posture positions for a variety of users



SPECS

MODEL NUMBER	DESCRIPTION	SEAT HEIGHT	SEAT DIA	BACK W x H	LIST PRICE
3430BL	PNEUMATIC LIFT WITH BACK	17-22"	16"	15½ x 10"	568.00
3431BL	PNEUMATIC LIFT	17-22"	16"		423.00
3432BL	SCREW LIFT, LOW BASE	17-25"	16"		423.00
3433BL	SCREW LIFT, HIGH BASE	17-25"	16"		423.00
3434BL	ECONOMY LAB STOOL	16-21"	13½"		208.00

OPTIONAL ACCESSORIES

5132	HARD FLOOR CASTERS	89.00
5138	2" NYLON GLIDES	40.00





SADDLE SEAT LAB STOOL

- pneumatic lift adjusts height with simple foot pedal plate or handle mechanism
- five-star nylon base for stability
- easy-to-clean vinyl for easy maintenance
- saddle seat helps keep hips engaged, encourages better posture and may allow better breathing from the diaphragm than compared to task seating
- height-adjustable between 21 - 27"



SPECS

MODEL NUMBER	DESCRIPTION	COLOR	OVERALL DIA x H	LIST PRICE
3438BL	SADDLE SEAT LAB STOOL	BLACK	24 3/4" x 21-27"	378.00

OPTIONAL ACCESSORIES

5132	HARD FLOOR CASTERS	89.00
5138	2" NYLON GLIDES	40.00



WORKFIT™

- designed for industrial or institutional settings
- molded polyurethane seat and back for comfort and durability
- pneumatic height adjustment for correct ergonomic posture
- welded steel 25" dia. base



SPECS

MODEL NUMBER	DESCRIPTION	OVERALL HEIGHT RANGE	SEAT HEIGHT	SEAT W x D	BACK W x H	LIST PRICE
6950BL	ECONOMY	35 1/2-46"	22-30"	18 x 16 1/2"	17 x 12"	619.00

OPTIONAL ACCESSORIES

5131	2" CARPET CASTERS	66.00
5132	2" HARD FLOOR CASTERS	89.00

SOFT TOUGH™ STOOLS

- perfect for industrial settings
- durable polyurethane seat and back
- chrome footring may help ease pressure points in legs
- deluxe chairs feature multi-task control tilt
- desk chairs are designed for sitting-height use
- optional 2" carpet or hard floor casters and optional t-pad adjustable arms



SPECS

MODEL NUMBER	DESCRIPTION	OVERALL HEIGHT RANGE	SEAT HEIGHT	SEAT W x D	BACK W x H	LIST PRICE
6912	DELUXE	36½-48½"	22-32"	18 x 16½"	17 x 12"	714.00
6680	ECONOMY	39-49"	22-32"	18 x 16½"	17 x 12"	561.00

OPTIONAL ACCESSORIES

5131	2" CARPET CASTERS	66.00
5132	2" HARD FLOOR CASTERS	89.00
5138	2" NYLON GLIDES	40.00
6683	ADJUSTABLE T-PAD ARMRESTS (FITS 6912)	181.00



TASK MASTER® INDUSTRIAL SERIES

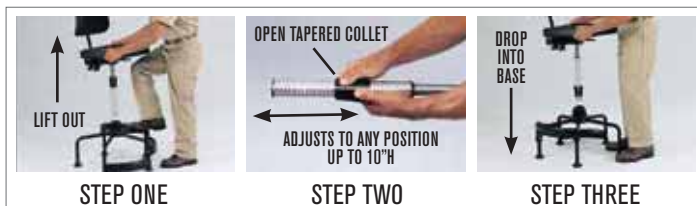
- offers overall height from 17-35" for correct ergonomic support for a variety of users
- patented wave tube extension offers additional 10" of height
- backrest tilts 22°
- ergo knob controlled backrest height adjustment
- seat tilts 10° with paddle lever controls
- padded 2½" seat cushion to help prevent fatigue
- eight-inch pneumatic lift
- 5120 has high, mid and low-rung polypropylene footrest mounts on a 26" dia. base; 5117 has mid-rung footrest only
- footrests provide correct ergonomic posture and may help ease pressure points in legs
- covered with black microcellular, self-skinning polyurethane foam



SPECS

MODEL NUMBER	DESCRIPTION	OVERALL HEIGHT RANGE	SEAT HEIGHT	SEAT W x D	BACK W x H	LIST PRICE
5120	DELUXE	38-45"	17-35"	18½ x 17"	15¼ x 12"	1,086.00
5117	ECONOMY	36-43"	17-35"	16¼ x 17"	14½ x 9"	742.00

PATENTED WAVE TUBE PROVIDES EXTRA HEIGHT EXTENSION



FOR ALL TASK MASTER® INDUSTRIAL SEATING SERIES

OPTIONAL ACCESSORIES

5130	TUBULAR BASE INSERTS	39.00
5131	2" CARPET CASTERS	66.00
5132	2" HARD FLOOR CASTERS	89.00
5138	2" NYLON GLIDE	40.00
5143	CLOSED LOOP ARMREST (FOR 5120 ONLY)	240.00
5144	ADJUSTABLE T-PAD ARMREST (FOR 5120 ONLY)	327.00

CHAIR FEATURES

There are many features to consider when selecting the perfect chair to suit your needs. These symbols will help you choose the features that are right for you. They are used throughout this catalog to help quickly identify each chair's features. The descriptions of the features shown are meant to be general explanations. The actual functions of the features may vary slightly between chair series.

 <p>1 PNEUMATIC SEAT HEIGHT ADJUSTMENT Quick and easy adjustment regulates height of chair relative to the floor.</p>	 <p>10 DUAL-ACTION SYNCHRO-TILT Back reclines at a 2-to-1 ratio to seat angle. Allows user to recline while keeping seat cushion relatively level to floor (dot indicates pivot point).</p>
 <p>2 BACK HEIGHT ADJUSTMENT Simple lift motion positions lumbar support within a limited range height adjustment to potentially support a healthy posture.</p>	 <p>11 TILT TENSION Controls rate and ease with which chair reclines to different weight and strength of users.</p>
 <p>3 SEAT DEPTH ADJUSTMENT Positions chair back relative to seat, which may reduce pressure on the buttocks and thighs for both taller and shorter users.</p>	 <p>12 TILT LOCK Locks out tilt function when chair is in upright position.</p>
 <p>4 SEAT GLIDE MECHANISM Seat cushion travels forward and back, then locks into position.</p>	 <p>13 POSTURE LOCK Back angle adjusts independently of seat, and can be locked in an infinite number of positions within a fixed range.</p>
 <p>5 360° SWIVEL Chair rotates a full 360° in either direction for ease of motion. Standard on every task chair.</p>	 <p>14 MULTI-TASK CONTROL TILT Adjusts seat and back angles with a single lever (infinite number of positions within a fixed range), supporting a range of healthy postures.</p>
 <p>6 TILT Pivot point located directly above center of chair base (dot indicates pivot point).</p>	 <p>15 ASYNCHRONOUS CONTROL Three levers modify: <ul style="list-style-type: none"> • Angle of back relative to seat • Recline (free float or infinite locking within a fixed range) • Forward seat tilt (for keyboard intensive applications) </p>
 <p>7 MID-RANGE KNEE TILT Pivot point located slightly ahead of center of chair base (dot indicates pivot point). May aid user in keeping feet flat on floor while chair reclines.</p>	 <p>16 DUAL-CLUTCH POSTURE CONTROL Adjusts seat and back angles independently with two levers for infinite number of positions within a fixed range (dot indicates pivot point).</p>
 <p>8 KNEE TILT Pivot point located near front edge of chair (dot indicates pivot point). May aid user in keeping feet flat on floor while chair reclines.</p>	 <p>17 VARIABLE SYNCHRO-TILT Back reclines at a 2-to-1 ratio to seat. Chair can recline freely, or lock in five positions. Forward angle control provides an extra 6° in range of motion.</p>
 <p>9 SYNCHRONIZED KNEE TILT Back reclines at a 2-to-1 ratio to seat angle. Pivot point located near front edge of chair base (dot indicates pivot point).</p>	 <p>18 INVERSE SYNCHRO-TILT With automatic tension control operation for potentially better circulation. Zero front rise control may help keep feet on the floor when reclining.</p>
 <p>19 INTEGRAL LUMBAR SUPPORT Easily adjusts to enhance comfort.</p>	 <p>19 INTEGRAL LUMBAR SUPPORT Easily adjusts to enhance comfort.</p>

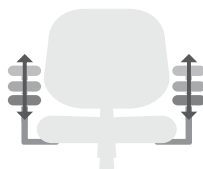
ARM OPTIONS



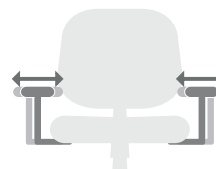
FIXED POSITION ARMS



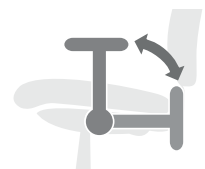
LOOP ARMS



ADJUSTABLE-HEIGHT ARMS



ADJUSTABLE-WIDTH ARMS



BREAKAWAY ARMS

CHAIR FUNCTIONS



1 PNEUMATIC SEAT HEIGHT ADJUSTMENT :

Quick and easy adjustment regulates height of chair relative to the floor.

- Properly adjusted, may provide optimum, balanced support for lower back, buttocks & thighs
- May encourage appropriate blood circulation to legs and feet
- May eliminate pressure points to popliteal area behind the knees



2 BACK HEIGHT ADJUSTMENT :

Simple lift motion positions lumbar support within a limited range of height adjustment to potentially help support a healthy posture and alleviate back stress.

- Properly positioned lumbar support provides support to the lower back, which may help the spine maintain a healthy curve when seated, potentially alleviating stress to the vertebrae



3 SEAT DEPTH ADJUSTMENT :

Positions chair back relative to seat, which may reduce pressure on the buttocks and thighs for both taller and shorter users.

- Properly adjusted, Seat Depth may help users maintain proper back support, while distributing their weight evenly across the seat cushion



4 SEAT GLIDE MECHANISM :

Seat cushion travels forward and back, then locks into position

- Properly adjusted, Seat Glide Mechanism may help users maintain proper back support, while minimizing pressure to the popliteal area behind the knees



5 360° SWIVEL :

Chair rotates a full 360° in either direction for ease of motion. Standard on every task chair.

- May allow user to access a variety of adjacent work areas without standing up from the chair
- The greater the amount of body movement, the more the user may benefit from increased blood flow to the spine and extremities, as well as the redistribution of pressure points during the workday



6 TILT :

Pivot point located directly above center of chair base (dot indicates pivot point).

- Supports a reclined posture
- May allow for a beneficial rocking motion (movement) during the workday
- The greater the amount of body movement, the more the user may benefit from increased circulation and redistribution of pressure points during the workday



7 MID-RANGE KNEE TILT :

Pivot point located slightly ahead of center of chair base (dot indicates pivot point). May aid user in keeping feet flat on floor while chair reclines.

- The front edge of the seat stays closer to the floor - this may allow the feet to remain relatively flat on the floor while users enjoy a relaxed position for correct posture
- Because gravity works with the user, the chair may have a beneficial rocking motion (movement)
- Body movement may create an increase in circulation and redistribution of pressure points during the workday

CHAIR FUNCTIONS CONTINUED



8 KNEE TILT :

Pivot point located near front edge of chair (dot indicates pivot point).

- May aid user in keeping feet flat on floor while chair reclines for correct ergonomic posture



9 SYNCHRONIZED KNEE TILT :

Back reclines at a 2-to-1 ratio to seat angle. Virtual pivot point located near front edge of chair seat (dot indicates pivot point).

- The front edge of the seat stays closer to the floor - this may allow the feet to remain relatively flat on the floor while the user enjoys a relaxed position
- The synchro-tilt motion opens the angle between torso and thigh, which may improve circulation to the legs and provide a more comfortable posture
- The greater the amount of body movement, the more the user may benefit from increased circulation and redistribution of pressure points during the workday



10 DUAL-ACTION SYNCHRO-TILT :

Back reclines at a 2-to-1 ratio to seat angle. Allows user to recline while keeping seat cushion relatively level to floor (dot indicates pivot point).

- Front edge of the seat stays closer to the floor - this allows the feet to remain relatively flat on the floor while the user enjoys a relaxed posture for correct ergonomic posture
- Synchro-tilt motion opens the angle of the torso, which may improve circulation to the legs and provide better spinal alignment
- Potentially increases circulation and redistributes pressure points during the workday from body movement



11 TILT TENSION :

Controls the rate and ease with which chair reclines to different weights and strengths of users.

- Enjoyable “rocking” sensation
- Body movement may create an increase in circulation and redistribution of pressure points during the workday



12 TILT LOCK :

Temporarily locks out tilt function when chair is in upright position.

- Allows user to sit in upright posture for keyboard use, while providing the option to recline when desired



13 POSTURE LOCK :

Back angle adjusts independently of seat, and can be locked in an infinite number of positions within a limited range.

- Supports a range of reclined postures for ergonomic positioning while performing a number of tasks



14 MULTI-TASK CONTROL TILT (MULTI-TASK TILT CONTROL) :

Adjusts seat and back angles with a single lever (infinite number of positions within a limited range), supporting a range of healthy postures



15 ASYNCHRONIOUS CONTROL :

Three levers modify:

1. Angle of back relative to seat
2. Recline (free float or infinite locking within a fixed range)
3. Forward seat tilt (for keyboard intensive applications)

- Helps support a wide range of movement and may help spinal alignment and weight distribution.
- May help alleviate pressure points and encourage better circulation



DUAL-CLUTCH POSTURE CONTROL :

Adjusts seat and back angles independently with two levers for infinite number of positions within a limited range (dot indicates pivot point).

- Accommodates users of differing size in multi-shift environments



VARIABLE SYNCHRO-TILT :

Back reclines at a 2-to-1 ratio to seat. Chair can recline freely, or lock in five positions. Forward angle control provides an extra 6° in range of motion.



INVERSE SYNCHRO-TILT :

With automatic tension control operation for potentially better circulation. Zero front rise control may help keep feet on the floor when reclining. Tilt lever controls range of motion.

- The synchro-tilt motion opens the included angle between torso and thigh, which may improve circulation to the legs and provide a more comfortable posture
- Helps support a wide range of movement and may help spinal alignment and weight distribution
- May alleviate pressure points and encourage circulation from body movement



INTEGRAL LUMBAR SUPPORT :

Easily adjusts to enhance comfort.

- Helps support lower back and the natural curve of the spine





T A B L E S

BRING MORE TO THE TABLE

Safco really brings more to the table with flexible solutions designed to maximize your investment, whether that's in break areas, cafés, community spaces, conference rooms, or casual collaboration zones. From standing-height bistro tables that accommodate impromptu meetings to easily reconfigurable nesting tables designed to support compact spaces, we have the right size and aesthetic choices to ensure your workers can focus, socialize, or collaborate anywhere your workspace allows.

TABLES

NESTING/TRAINING	84-91
TEAMING & BISTRO	92-94
EVENT	95
OUTDOOR	96

IMPROMPTU® TRAINING TABLES

- fold down top for nesting and storage
- 1" thick laminate top with vinyl edge band
- 1½" tubular steel base with polycarbonate modesty panel
- gray or cherry top with metallic gray or black base
- four casters (two locking) to easily reconfigure space
- optional ganging connector (2060BL) secures tables together
- complements Impromptu line of product solutions



Learn **PROP 65**



TABLE TOP SPECS

MODEL NUMBER	DESCRIPTION	TOP/EDGE BAND COLOR	LIST PRICE
2065CY	RECTANGLE, 48 X 24"	CHERRY/BLACK	305.00
2065GR	RECTANGLE, 48 X 24"	GRAY/GRAY	305.00
2066CY	RECTANGLE, 60 X 24"	CHERRY/BLACK	318.00
2066GR	RECTANGLE, 60 X 24"	GRAY/GRAY	318.00
2067CY	RECTANGLE, 72 X 24"	CHERRY/BLACK	401.00
2067GR	RECTANGLE, 72 X 24"	GRAY/GRAY	401.00
2068CY	HALF-ROUND, 48 X 24"	CHERRY/BLACK	339.00
2068GR	HALF-ROUND, 48 X 24"	GRAY/GRAY	339.00

TABLE BASE SPECS

MODEL NUMBER	DESCRIPTION	W x D x H	BASE COLOR	LIST PRICE
2030BL ♦	BASE FOR 48"W TABLES	37½ x 24 x 28"	BLACK	402.00
2030SL ♦	BASE FOR 48"W TABLES	37½ x 24 x 28"	METALLIC GRAY	402.00
2031BL ♦	BASE FOR 60"W AND 72"W TABLES	49½ x 24 x 28"	BLACK	431.00
2031SL ♦	BASE FOR 60"W AND 72"W TABLES	49½ x 24 x 28"	METALLIC GRAY	431.00

♦ THESE PRODUCTS ARE SUBJECT TO CALIFORNIA PROPOSITION 65. PLEASE VISIT THE PRODUCT DETAIL PAGE ON OUR WEBSITE FOR SPECIFIC INFORMATION.

OPTIONAL ACCESSORIES

- 2060BL GANGING CONNECTOR
- 2059BL CLAMP-ON POWER MODULE (8" CORD AND TWO ETHERNET DATA CONNECTIONS)
- 2078BL CLAMP-ON POWER MODULE WITH USB (8" CORD AND TWO USB DATA CONNECTIONS)
- 2254BL TABLE HOOKS (6 PACK)
- 2255BL TABLE HOOKS (24 PACK)



ONLY 2059 AND 2060 ARE GREENGUARD CERTIFIED



AESTHETICS

LAMINATE TOP FINISH



CY CHERRY / GR GRAY

LEG FINISH



BL BLACK / SL METALLIC GRAY



IMAGE FEATURES IMPROMPTU® WHITEBOARD (PG. 168), & VY™ CHAIRS (PG. 42).

RUMBA™ NESTING TABLES

- tops fold down to easily nest together for storage
- configure multiple shapes to fit any space
- integrated cable management
- 1" high-pressure laminate tops with 3mm vinyl t-molded edging
- dual wheel casters (two locking) to easily reconfigure space or store
- black mesh modesty panel
- secure tables together with optional ganging connector
- top available in Biltmore Cherry, Designer White, or Fashion Gray
- base available in black or silver
- see full line pricer or website for custom options



Learn **PROP 65**  GLOBAL EDUCATION INSTITUTE

TABLE TOP SPECS

MODEL NUMBER	DESCRIPTION	TOP/EDGE BAND COLOR	LIST PRICE
RBAREC7224BMCHBK	RECTANGLE, 72 x 24"	BILTMORE CHERRY/BLACK	500.00
RBAREC7224DSWTWI	RECTANGLE, 72 x 24"	DESIGNER WHITE/WHITE	500.00
RBAREC7224FNGYWI	RECTANGLE, 72 x 24"	FASHION GRAY/WHITE	500.00
RBAREC6024BMCHBK	RECTANGLE, 60 x 24"	BILTMORE CHERRY/BLACK	416.00
RBAREC6024DSWTWI	RECTANGLE, 60 x 24"	DESIGNER WHITE/WHITE	416.00
RBAREC6024FNGYWI	RECTANGLE, 60 x 24"	FASHION GRAY/WHITE	416.00
RBAREC4824BMCHBK	RECTANGLE, 48 x 24"	BILTMORE CHERRY/BLACK	334.00
RBAREC4824DSWTWI	RECTANGLE, 48 x 24"	DESIGNER WHITE/WHITE	334.00
RBAREC4824FNGYWI	RECTANGLE, 48 x 24"	FASHION GRAY/WHITE	334.00
RBAREC7230BMCHBK	RECTANGLE, 72 x 30"	BILTMORE CHERRY/BLACK	625.00
RBAREC7230DSWTWI	RECTANGLE, 72 x 30"	DESIGNER WHITE/WHITE	625.00
RBAREC7230FNGYWI	RECTANGLE, 72 x 30"	FASHION GRAY/WHITE	625.00
RBAREC6030BMCHBK	RECTANGLE, 60 x 30"	BILTMORE CHERRY/BLACK	521.00
RBAREC6030DSWTWI	RECTANGLE, 60 x 30"	DESIGNER WHITE/WHITE	521.00
RBAREC6030FNGYWI	RECTANGLE, 60 x 30"	FASHION GRAY/WHITE	521.00



OPTIONAL ACCESSORIES

2060BL	GANGING CONNECTOR	43.00
2059BL	CLAMP-ON POWER MODULE (8" CORD AND TWO ETHERNET DATA CONNECTIONS)	150.00
2078BL	CLAMP-ON POWER MODULE WITH USB (8" CORD AND TWO USB DATA CONNECTIONS)	174.00
2254BL	TABLE HOOKS (6 PACK)	76.00
2255BL	TABLE HOOKS (24 PACK)	210.00



ONLY 2059 AND 2060 ARE GREENGUARD CERTIFIED



Learn **PROP 65**  GLOBAL EDUCATION INSTITUTE

TABLE BASE SPECS

MODEL NUMBER	DESCRIPTION	BASE COLOR	LIST PRICE
RBAFL7224SL	FLIP BASE, 72 x 24"	SILVER	824.00
RBAFL7224BL	FLIP BASE, 72 x 24"	BLACK	824.00
RBAFL6024SL	FLIP BASE, 60 x 24"	SILVER	776.00
RBAFL6024BL	FLIP BASE, 60 x 24"	BLACK	776.00
RBAFL4824SL	FLIP BASE, 48 x 24"	SILVER	729.00
RBAFL4824BL	FLIP BASE, 48 x 24"	BLACK	717.00
RBAFL7230SL	FLIP BASE, 72 x 30"	SILVER	857.00
RBAFL7230BL	FLIP BASE, 72 x 30"	BLACK	871.00
RBAFL6030SL	FLIP BASE, 60 x 30"	SILVER	824.00
RBAFL6030BL	FLIP BASE, 60 x 30"	BLACK	824.00



AESTHETICS

LAMINATE TOP FINISH



BILTMORE CHERRY / DESIGNER WHITE / FASHION GRAY

EDGE BAND/CABLE MANAGEMENT COLOR



◀ PAIRED WITH BILTMORE CHERRY ONLY



◀ PAIRED WITH DESIGNER WHITE & FASHION GRAY ONLY

BLACK / WHITE

LEG FINISH



BLACK / SILVER



INTEGRATED CABLE MANAGEMENT

RUMBA™ FIXED TABLES

- t-leg and post leg designs with casters (two locking) or glides
- 1½" high pressure laminate and 3mm vinyl t-molded edging
- cast aluminum black or metallic gray base
- optional clamp-on power module and ganging connector
- see full line pricer or website for custom options



Learn **PROP 65**



TABLE TOP SPECS

MODEL NUMBER	DESCRIPTION	TOP/EDGE BAND COLOR	LIST PRICE
RBA7224BMCHBK	RECTANGLE, 72 X 24"	BILTMORE CHERRY/BLACK	500.00
RBA7224DSWTWI	RECTANGLE, 72 X 24"	DESIGNER WHITE/WHITE	500.00
RBA7224FNGYWI	RECTANGLE, 72 X 24"	FASHION GRAY/WHITE	500.00
RBA6024BMCHBK	RECTANGLE, 60 X 24"	BILTMORE CHERRY/BLACK	416.00
RBA6024DSWTWI	RECTANGLE, 60 X 24"	DESIGNER WHITE/WHITE	416.00
RBA6024FNGYWI	RECTANGLE, 60 X 24"	FASHION GRAY/WHITE	416.00



TABLE BASE SPECS

MODEL NUMBER	DESCRIPTION	BASE COLOR	LIST PRICE
RBAFXTCASL	FIXED T-LEG, CASTERS	SILVER	544.00
RBAFXTCABL	FIXED T-LEG, CASTERS	BLACK	544.00
RBAFXTGLSL	FIXED T-LEG, GLIDES	SILVER	509.00
RBAFXTGLBL	FIXED T-LEG, GLIDES	BLACK	509.00
RBAFXPCASL	FIXED POST LEG, CASTERS	SILVER	474.00
RBAFXPCABL	FIXED POST LEG, CASTERS	BLACK	474.00
RBAFXPGLSL	FIXED POST LEG, GLIDES	SILVER	447.00
RBAFXPGLBL	FIXED POST LEG, GLIDES	BLACK	447.00



◆ THESE PRODUCTS ARE SUBJECT TO CALIFORNIA PROPOSITION 65. PLEASE VISIT THE PRODUCT DETAIL PAGE ON OUR WEBSITE FOR SPECIFIC INFORMATION.

OPTIONAL ACCESSORIES

2060BL	GANGING CONNECTOR	43.00
2059BL	CLAMP-ON POWER MODULE (8" CORD AND TWO ETHERNET DATA CONNECTIONS)	150.00
2078BL	CLAMP-ON POWER MODULE WITH USB (8" CORD AND TWO USB DATA CONNECTIONS)	174.00
2086BL	BLACK T-LEG CAPS FOR CABLE MANAGEMENT	69.00
2086SL	GRAY T-LEG CAPS FOR CABLE MANAGEMENT	70.00
2254BL	TABLE HOOKS (6 PACK)	76.00
2255BL	TABLE HOOKS (24 PACK)	210.00



AESTHETICS

LAMINATE TOP FINISH



BILTMORE CHERRY / DESIGNER WHITE / FASHION GRAY

EDGE BAND/CABLE MANAGEMENT COLOR



◀ PAIRED WITH BILTMORE CHERRY ONLY



◀ PAIRED WITH DESIGNER WHITE & FASHION GRAY ONLY

BLACK / WHITE

LEG FINISH



BLACK / SILVER

ONLY 2059 AND 2060 ARE GREENGUARD CERTIFIED



POST LEG



T-LEG

FLIP-N-GO® TRAINING TABLES

- dual-sided levers flip tabletops from horizontal to vertical quickly
- 5¼" between tables when nested for maximum storage potential
- integrated modesty panel adds strength and cable management for organization and durability
- tables can be connected together with included ganging kit
- 150 lb. maximum weight capacity, evenly distributed
- 1⅞" low pressure laminate tabletop with black T-mold edge band
- black or silver base to match workspace décor
- four locking casters for easy mobility and reconfiguration
- minimal assembly
- tables are shipped in two boxes



SPECS

MODEL NUMBER	DESCRIPTION	BASE/TOP COLOR	LIST PRICE	MODEL NUMBER	DESCRIPTION	BASE/TOP COLOR	LIST PRICE
LF1848TSFLK4	RECTANGLE, 18 x 48"	BLACK/FOLKSTONE	758.00	LF2448TSFLK4	RECTANGLE, 24 x 48"	BLACK/FOLKSTONE	831.00
LF1848TSLCRM	RECTANGLE, 18 x 48"	BLACK/CHERRY	758.00	LF2448TSLCRM	RECTANGLE, 24 x 48"	BLACK/CHERRY	831.00
LF1848TSLDCM	RECTANGLE, 18 x 48"	BLACK/MOCHA	758.00	LF2448TSLDCM	RECTANGLE, 24 x 48"	BLACK/MOCHA	831.00
LF1848TSRMH	RECTANGLE, 18 x 48"	BLACK/REGAL MAHOGANY	758.00	LF2448TSRMH	RECTANGLE, 24 x 48"	BLACK/REGAL MAHOGANY	831.00
LF1848TSLVFLK4	RECTANGLE, 18 x 48"	SILVER/FOLKSTONE	758.00	LF2448TSLVFLK4	RECTANGLE, 24 x 48"	SILVER/FOLKSTONE	831.00
LF1848TSLVLCRM	RECTANGLE, 18 x 48"	SILVER/CHERRY	758.00	LF2448TSLVLCRM	RECTANGLE, 24 x 48"	SILVER/CHERRY	831.00
LF1848TSLVDCM	RECTANGLE, 18 x 48"	SILVER/MOCHA	758.00	LF2448TSLVDCM	RECTANGLE, 24 x 48"	SILVER/MOCHA	831.00
LF1848TSLVRMH	RECTANGLE, 18 x 48"	SILVER/REGAL MAHOGANY	758.00	LF2448TSLVRMH	RECTANGLE, 24 x 48"	SILVER/REGAL MAHOGANY	831.00
LF1860TSFLK4	RECTANGLE, 18 x 60"	BLACK/FOLKSTONE	831.00	LF2460TSFLK4	RECTANGLE, 24 x 60"	BLACK/FOLKSTONE	921.00
LF1860TSLCRM	RECTANGLE, 18 x 60"	BLACK/CHERRY	831.00	LF2460TSLCRM	RECTANGLE, 24 x 60"	BLACK/CHERRY	921.00
LF1860TSLDCM	RECTANGLE, 18 x 60"	BLACK/MOCHA	831.00	LF2460TSLDCM	RECTANGLE, 24 x 60"	BLACK/MOCHA	921.00
LF1860TSRMH	RECTANGLE, 18 x 60"	BLACK/REGAL MAHOGANY	831.00	LF2460TSRMH	RECTANGLE, 24 x 60"	BLACK/REGAL MAHOGANY	921.00
LF1860TSLVFLK4	RECTANGLE, 18 x 60"	SILVER/FOLKSTONE	831.00	LF2460TSLVFLK4	RECTANGLE, 24 x 60"	SILVER/FOLKSTONE	921.00
LF1860TSLVLCRM	RECTANGLE, 18 x 60"	SILVER/CHERRY	831.00	LF2460TSLVLCRM	RECTANGLE, 24 x 60"	SILVER/CHERRY	921.00
LF1860TSLVDCM	RECTANGLE, 18 x 60"	SILVER/MOCHA	831.00	LF2460TSLVDCM	RECTANGLE, 24 x 60"	SILVER/MOCHA	921.00
LF1860TSLVRMH	RECTANGLE, 18 x 60"	SILVER/REGAL MAHOGANY	831.00	LF2460TSLVRMH	RECTANGLE, 24 x 60"	SILVER/REGAL MAHOGANY	921.00
LF1872TSFLK4	RECTANGLE, 18 x 72"	BLACK/FOLKSTONE	886.00	LF2472TSFLK4	RECTANGLE, 24 x 72"	BLACK/FOLKSTONE	973.00
LF1872TSLCRM	RECTANGLE, 18 x 72"	BLACK/CHERRY	886.00	LF2472TSLCRM	RECTANGLE, 24 x 72"	BLACK/CHERRY	973.00
LF1872TSLDCM	RECTANGLE, 18 x 72"	BLACK/MOCHA	886.00	LF2472TSLDCM	RECTANGLE, 24 x 72"	BLACK/MOCHA	973.00
LF1872TSRMH	RECTANGLE, 18 x 72"	BLACK/REGAL MAHOGANY	886.00	LF2472TSRMH	RECTANGLE, 24 x 72"	BLACK/REGAL MAHOGANY	973.00
LF1872TSLVFLK4	RECTANGLE, 18 x 72"	SILVER/FOLKSTONE	886.00	LF2472TSLVFLK4	RECTANGLE, 24 x 72"	SILVER/FOLKSTONE	973.00
LF1872TSLVLCRM	RECTANGLE, 18 x 72"	SILVER/CHERRY	886.00	LF2472TSLVLCRM	RECTANGLE, 24 x 72"	SILVER/CHERRY	973.00
LF1872TSLVDCM	RECTANGLE, 18 x 72"	SILVER/MOCHA	886.00	LF2472TSLVDCM	RECTANGLE, 24 x 72"	SILVER/MOCHA	973.00
LF1872TSLVRMH	RECTANGLE, 18 x 72"	SILVER/REGAL MAHOGANY	886.00	LF2472TSLVRMH	RECTANGLE, 24 x 72"	SILVER/REGAL MAHOGANY	973.00

AESTHETICS

LAMINATE TOP OPTIONS



RMH REGAL MAHOGANY / FLK FOLKSTONE /
LCRM CHERRY / LDCM MOCHA

BASE FINISH OPTIONS



S5 BLACK / SLV SILVER

EDGE BAND OPTIONS



BK BLACK

T A B L E S



LF1872TSLVRMH



LF2448TSLDCM



LF2460TSLVLCRM



LF2472TSLCRM



CHA-CHA™ TABLES

- available as bistro-height table (42" h) or sitting-height table (29" h)
- table available in two different sizes
- all tops have 1½", high-pressure laminate with 3mm vinyl t-molded edging
- choose x style or trumpet base
- x style base includes leg levelers for uneven surfaces
- tables are great for collaboration spaces and touchdown meeting areas
- top available in Biltmore Cherry, Designer White, and Fashion Gray
- base available in black or silver
- see full line pricer or website for custom options



Learn 



TABLE TOP SPECS

MODEL NUMBER	DESCRIPTION	TOP/EDGE BAND COLOR	LIST PRICE
CHASQ30BMCHBK	Square, 30" Dia	BILTMORE CHERRY/BLACK	289.00
CHASQ30DSWTWI	Square, 30" Dia	DESIGNER WHITE/WHITE	289.00
CHASQ30FNGYWI	Square, 30" Dia	FASHION GRAY/WHITE	289.00
CHASQ36BMCHBK	Square, 36" Dia	BILTMORE CHERRY/BLACK	376.00
CHASQ36DSWTWI	Square, 36" Dia	DESIGNER WHITE/WHITE	376.00
CHASQ36FNGYWI	Square, 36" Dia	FASHION GRAY/WHITE	376.00
CHARND30BMCHBK	Round, 30" Dia	BILTMORE CHERRY/BLACK	261.00
CHARND30DSWTWI	Round, 30" Dia	DESIGNER WHITE/WHITE	261.00
CHARND30FNGYWI	Round, 30" Dia	FASHION GRAY/WHITE	261.00
CHARND36BMCHBK	Round, 36" Dia	BILTMORE CHERRY/BLACK	318.00
CHARND36DSWTWI	Round, 36" Dia	DESIGNER WHITE/WHITE	318.00
CHARND36FNGYWI	Round, 36" Dia	FASHION GRAY/WHITE	318.00



ONLY 2059 IS GREENGUARD CERTIFIED



Learn 



TABLE BASE SPECS

MODEL NUMBER	DESCRIPTION	BASE COLOR	LIST PRICE
CHA29XSL	X BASE, 29"H	SILVER	412.00
CHA29XBL	X BASE, 29"H	BLACK	412.00
CHA42XSL	X BASE, 42"H	SILVER	434.00
CHA42XBL	X BASE, 42"H	BLACK	441.00
CHA29TRSL	TRUMPET BASE, 29"H	SILVER	412.00
CHA29TRBL	TRUMPET BASE, 29"H	BLACK	412.00
CHA42TRSL	TRUMPET BASE, 42"H	SILVER	434.00
CHA42TRBL	TRUMPET BASE, 42"H	BLACK	441.00



OPTIONAL ACCESSORIES

2059BL	CLAMP-ON POWER MODULE (8" CORD AND TWO ETHERNET DATA CONNECTIONS)	150.00
2078BL	CLAMP-ON POWER MODULE WITH USB (8" CORD AND TWO USB DATA CONNECTIONS)	174.00
2254BL	TABLE HOOKS (6 PACK)	76.00
2255BL	TABLE HOOKS (24 PACK)	210.00



AESTHETICS

LAMINATE TOP FINISH



BILTMORE CHERRY / DESIGNER WHITE / FASHION GRAY

EDGE BAND/CABLE MANAGEMENT COLOR



BLACK / WHITE

LEG FINISH



BLACK / SILVER

STYLES

TOP STYLE



BASE STYLE



29"	29"	42"	42"
TRUMPET	X STYLE	TRUMPET	X STYLE
SITTING-HEIGHT	SITTING-HEIGHT	BISTRO-HEIGHT	BISTRO-HEIGHT

SPARK™ TEAMING TABLES

- great for individual work or impromptu team meetings
- features a small footprint that allows for social and teaming areas without taking up much space
- standing while working helps promote increased movement for a more active workday
- includes a footrest built into the base for support while standing that encourages shifting positions for increased movement
- built-in hooks under the tabletop provide convenient storage for bags, purses, jackets or other personal items
- available in 60" or 72"w sizes to fit the needs of a variety of workplaces, with a 20"d or 24"d
- available in Biltmore Cherry, Designer White, Fashion Gray
- sturdy steel base with a powder coat finish is perfect for long-lasting durability; base is available in black or silver



TABLE TOP SPECS

MODEL NUMBER	DESCRIPTION	TOP/EDGE BAND COLOR	LIST PRICE
SPK7220BMCHBK	Rectangle, 72 x 20"	BILTMORE CHERRY/BLACK	416.00
SPK7220DSWTWI	Rectangle, 72 x 20"	DESIGNER WHITE/WHITE	416.00
SPK7220FNGYWI	Rectangle, 72 x 20"	FASHION GRAY/WHITE	416.00
SPK7224BMCHBK	Rectangle, 72 x 24"	BILTMORE CHERRY/BLACK	500.00
SPK7224DSWTWI	Rectangle, 72 x 24"	DESIGNER WHITE/WHITE	500.00
SPK7224FNGYWI	Rectangle, 72 x 24"	FASHION GRAY/WHITE	500.00
SPK6020BMCHBK	Rectangle, 60 x 20"	BILTMORE CHERRY/BLACK	347.00
SPK6020DSWTWI	Rectangle, 60 x 20"	DESIGNER WHITE/WHITE	347.00
SPK6020FNGYWI	Rectangle, 60 x 20"	FASHION GRAY/WHITE	347.00
SPK6024BMCHBK	Rectangle, 60 x 24"	BILTMORE CHERRY/BLACK	416.00
SPK6024DSWTWI	Rectangle, 60 x 24"	DESIGNER WHITE/WHITE	416.00
SPK6024FNGYWI	Rectangle, 60 x 24"	FASHION GRAY/WHITE	416.00



TABLE BASE SPECS

MODEL NUMBER	DESCRIPTION	BASE COLOR	LIST PRICE
SPK60SL	60"	SILVER	282.00
SPK60BL	60"	BLACK	278.00
SPK72SL	72"	SILVER	329.00
SPK72BL	72"	BLACK	329.00



AESTHETICS

LAMINATE TOP FINISH



BILTMORE CHERRY / DESIGNER WHITE / FASHION GRAY

EDGE BAND/CABLE MANAGEMENT COLOR



◀ PAIRED WITH BILTMORE CHERRY ONLY

◀ PAIRED WITH DESIGNER WHITE & FASHION GRAY ONLY

BLACK / WHITE

EVENT SERIES MULTI-PURPOSE TABLES

- textured white polypropylene top material to help protect the table when used outdoors
- heavy-duty design features an increased number of connections between frame and top for added reinforcement
- durable hammer-coated frame in dark grey
- overall table height is 29" with round widths varying from 60-72" or rectangular tables in varying sizes for optimal event customization
- two slide locks per table to keep legs secure when stored



770072



773096

Learn **PROP 65**

SPECS

MODEL NUMBER	DESCRIPTION	W x D x H	LIST PRICE
770060	ROUND MULTI-PURPOSE TABLE	60 DIA. x 29"H	541.00
770072 ♦	ROUND MULTI-PURPOSE TABLE	72 DIA. x 29"H	756.00
773072 ♦	RECTANGULAR MULTI-PURPOSE TABLE	72 x 30 x 29"	327.00
773096	RECTANGULAR MULTI-PURPOSE TABLE	96 x 30 x 29"	450.00

♦ THESE PRODUCTS ARE SUBJECT TO CALIFORNIA PROPOSITION 65. PLEASE VISIT THE PRODUCT DETAIL PAGE ON OUR WEBSITE FOR SPECIFIC INFORMATION.

AESTHETICS

FINISH OPTIONS



WHITE TOP / DARK GRAY FRAME

COGO™ OUTDOOR TABLES

- ideal for outdoor use, easily adaptable for indoor use
- UV and weather resistant; repellant against moisture, heat and stains
- steel construction for long-lasting durability
- slatted design helps water to drain
- footring for added comfort while sitting
- 2¼" dia. opening in tabletop to accommodate an umbrella (not included)
- features hooks to hang up belongings and keep them off the ground
- complements CoGo Outdoor Chairs and Benches (pg. 55)

Learn   

SPECS

MODEL NUMBER	DESCRIPTION	COLOR	DIA x H	LIST PRICE
4361BL	30" TABLE	BLACK	30 x 29½"	395.00
4361RD	30" TABLE	RED	30 x 29½"	395.00
4362BL	36" TABLE	BLACK	36 x 29½"	479.00
4362RD	36" TABLE	RED	36 x 29½"	461.00

AESTHETICS

FRAME COLOR



BL BLACK / RD RED





IMAGE FEATURES COGO™ CHAIRS (PG. 55)



D E S K S

SUPPORT WHERE WORK HAPPENS

Whether you're working from home or in that corner office suite, a desk is essential for tackling tasks and getting things done. From height-adjustable surfaces that encourage healthy postural changes throughout the day to mobile desks with integrated storage, Safco has solutions to fit your needs and support the way you work.

DESKS

ADJUSTABLE/STANDING-HEIGHT **100-108**

SITTING-HEIGHT **108-113**

WIRE DESK

OVERALL PRODUCT DETAILS

- black steel frame and black powder coat finish for durability
- one sturdy, double-braced shelf for resting feet or storing supplies
- option of four swivel casters (two locking) or four floor guides to meet space needs; comes with both - choose during assembly
- black melamine top
- complete your desk with the Under-Desk Printer/Fax Stand (5206BL) and the Deskside Wire Machine Stand (5207BL) sold separately (pg. 200)
- easy assembly, no tools needed except small wrench to secure/tighten casters



SPECS

MODEL NUMBER	DESCRIPTION	FRAME FINISH	W x D x H	LIST PRICE
5203BL ♦	STEEL WIRE FRAME WITH MELAMINE TOP	BLACK	36 x 24 x 30¼"	206.00

♦ THESE PRODUCTS ARE SUBJECT TO CALIFORNIA PROPOSITION 65. PLEASE VISIT THE PRODUCT DETAIL PAGE ON OUR WEBSITE FOR SPECIFIC INFORMATION.

ELEVATE™ DESKS

OVERALL PRODUCT DETAILS

- great for use in offices and personal workspaces
- adjustable footrest provides added comfort and movement while standing
- designed with a melamine laminate top with powder coated steel legs for simplicity and durability
- features adjustable standing-height between with knob adjustment 38 - 50"h



1957WL



SPECS

MODEL NUMBER	DESCRIPTION	FRAME FINISH	W x D x H	LIST PRICE
1957BH ♦	STANDING-HEIGHT DESK, BEECH	WHITE	48 x 24 x 38-50"	426.00
1957WL ♦	STANDING-HEIGHT DESK, WALNUT	BLACK	48 x 24 x 38-50"	434.00

♦ THESE PRODUCTS ARE SUBJECT TO CALIFORNIA PROPOSITION 65. PLEASE VISIT THE PRODUCT DETAIL PAGE ON OUR WEBSITE FOR SPECIFIC INFORMATION.

READY™ HOME OFFICE DESK & STACKABLE STORAGE

OVERALL PRODUCT DETAILS

- Scalable solution for home offices or learning spaces.
- Beige wood laminate with a white powder coat steel frame.
- Ships quickly for your convenience.
- Easy to assemble for quick install.
- Hardware and tools for attaching multiple storage units included.
- Made in the USA to guarantee quality

READY™ HOME OFFICE DESK, 45.5"W

- Desk pairs well with Stackable Storage SKUs 5509 and 5510.
- Easy to assemble for quick install.
- Fully-assembled desk dimensions: 45.5"W x 23.5"D x 29.5"L.

READY™ HOME OFFICE STACKABLE STORAGE, 17.25"H

- Pairs well with Office Desk SKU 5508 and Storage SKU 5510.
- Fully-assembled storage unit dimensions: 24"W x 12"D x 17.25"L.
- Compartment dimensions: 22.5"W x 11.25"D x 12.5"L.

STACKABLE STORAGE, 12.25"H

- Pairs well with Desk SKU 5508 and Saftco Storage SKU 5509.
- Fully-assembled storage unit dimensions: 24"W x 12"D x 12.4"L.
- Compartment dimensions: 22.5"W x 11.25"D x 7.6"L.



SPECS

MODEL NUMBER	DESCRIPTION	COLOR	W x D x H	LIST PRICE
5508WHNA	45½" HOME OFFICE DESK	BEIGE	45½ x 23½ x 29½"	350.00
5509WHNA	17¼" STACKABLE STORAGE	BEIGE	24 x 12 x 17¼"	270.00
5510WHNA	12¼" STACKABLE STORAGE	BEIGE	24 x 12 x 12¼"	235.00



MUV™ ADJUSTABLE-HEIGHT DESKS

OVERALL PRODUCT DETAILS

- mobile, adjustable-height desk
- decorative molded side panels hide computer cables
- keyboard shelf extends 9¾" and retracts under the work surface
- durable powder coat steel frame
- cable management
- mobile on four casters (two locking) for easy mobility

28" ADJUSTABLE-HEIGHT DESK

- adjusts from 29" - 34" in height
- height-adjustable monitor and keyboard trays
- height-adjustable lower shelf

35" ADJUSTABLE-HEIGHT DESK

- keyboard and monitor shelves adjust in 4" range
- 31½"w printer shelf adjustable in 1" increments

MINI TOWER DESK

- pullout printer shelf
- accommodates CPU up to 16½"h
- keyboard shelf adjustable in 1" increments
- 19¾"d printer shelf adjustable in 1" increments

STAND-UP HEIGHT-ADJUSTABLE DESK

- adjusts in height from 35" - 49" during assembly
- work surface: 29½"w x 19¾"d
- keyboard shelf dimension: 22¾"w x 13½"d
- adjustable shelves



1925CY



1927MO



1929CY



SPECS

MODEL NUMBER	DESCRIPTION	COLOR	W x D x H	LIST PRICE
1925CY	28" ADJUSTABLE-HEIGHT DESK	CHERRY	29½ x 22 x 29-34"	671.00
1927CY	MINI TOWER DESK	CHERRY	35½ x 22 x 29-34"	739.00
1929CY	STAND-UP ADJUSTABLE-HEIGHT DESK	CHERRY	29½ x 22 x 35-49"	491.00
1929GR	STAND-UP ADJUSTABLE-HEIGHT DESK	GRAY	29½ x 22 x 35-49"	491.00

AESTHETICS

WOOD COLORS



CY CHERRY / GR GRAY

MUV™ FIXED-HEIGHT DESKS

OVERALL PRODUCT DETAILS

- fixed-height, mobile desks
- durable ¾" melamine laminate work surface and shelves
- keyboard shelves extend 9¾" and retract under the work surface
- decorative molded side panels hide computer cables
- cable management
- durable powder coat steel frame
- mobile on four casters (two locking) for easy mobility

STAND-UP FIXED-HEIGHT DESK

- 45" high stand-up station
- keyboard tray adjusts in 1" increments
- 24¾"w printer tray adjusts in 1" increments

35" FIXED-HEIGHT DESK

- 35" wide equipped with adjustable shelf
- keyboard tray and molded side panels hide cables
- keyboard shelf adjusts in 1" increments



1921CY



1923CY



SPECS

MODEL NUMBER	DESCRIPTION	COLOR	W x D x H	LIST PRICE
1921CY	35" FIXED-HEIGHT DESK	CHERRY	35½ x 22 x 30½"	502.00
1923CY	STAND-UP DESK	CHERRY	29½ x 22 x 45"	467.00
1923GR	STAND-UP DESK	GRAY	29½ x 22 x 45"	467.00

AESTHETICS

WOOD COLORS



CY CHERRY / GR GRAY

VUM™ MOBILE WORKSTATION

- features dual work surfaces
- the pneumatic top adjusts in height 12¾", the secondary shelf is stationary
- secondary shelf has hook for personal items
- features two laminate colors, white and natural wood
- curved edge for added comfort and design
- one plastic cup holder
- mobile on four casters, two locking
- ¾" tabletop thickness



1944NA

1944WH

Learn

SPECS

MODEL NUMBER	DESCRIPTION	COLOR	W x D x H	LIST PRICE
1944WH	MOBILE WORKSTATION	WHITE	30¾ x 23 x 26- 47¼"	574.00
1944NA	MOBILE WORKSTATION	NATURAL WOOD	30¾ x 23 x 26- 47¼"	574.00



ALPHABETTER® DESKS

- designed for students in grades 3-12
- desktops are durable, chemical, fire and impact resistant
- height adjusts from 26" - 42"h in 1¼" increments
- lower phenolic shelf provides additional storage
- steel frame with black powder coat finish for durability
- noise-free Swinging Pendulum Footrest Bar allows natural movement while standing at desk
- optional book box and casters
- patent nos. 8061278, 8291833, 2711897 and ZL 2009 8 0101892.1
- CPSIA compliant



1204GR



SPECS

MODEL NUMBER	DESCRIPTION	COLOR	W x D x H	LIST PRICE
1201BE	STANDARD TOP	BEIGE	28 x 20 x 26-42"	649.00
1202BE	STANDARD TOP WITH BOOK BOX	BEIGE	28 x 20 x 26-42"	819.00
1203GR	PREMIUM TOP	GRAY	28 x 20 x 26-42"	695.00
1203DE	PREMIUM TOP	DRY ERASE	28 x 20 x 26-42"	695.00
1204GR	PREMIUM TOP WITH BOOK BOX	GRAY	28 x 20 x 26-42"	864.00
1204DE	DRY ERASE TOP WITH BOOK BOX	DRY ERASE	28 x 20 x 26-42"	864.00
1206BE	STANDARD TOP	BEIGE	36 x 24 x 26-42"	746.00
1207BE	STANDARD TOP WITH BOOK BOX	BEIGE	36 x 24 x 26-42"	923.00
1208GR	PREMIUM TOP	GRAY	36 x 24 x 26-42"	790.00
1208DE	DRY ERASE TOP	DRY ERASE	36 x 24 x 26-42"	790.00
1209GR	PREMIUM TOP WITH BOOK BOX	GRAY	36 x 24 x 26-42"	970.00
1209DE	DRY ERASE TOP WITH BOOK BOX	DRY ERASE	36 x 24 x 26-42"	970.00

STANDARD TOP: ¾" THICK TRADITIONAL STYLE IN MDF (MEDIUM DENSITY FIBERBOARD) WITH DURABLE 3D RIGID THERMOPLASTIC LAMINATE, WHICH IS FIRE, CHEMICAL AND IMPACT RESISTANT.

PREMIUM TOP: ¾" THICK PHENOLIC (HARD, DENSE COMPOSITE MATERIAL; INDUSTRIAL LAMINATED PLASTIC) PROVIDES SUPERIOR FIRE, CHEMICAL AND IMPACT RESISTANCE AND OFFERS A SLIM MODERN PROFILE.

AESTHETICS

COLORS



BE BEIGE / GR GRAY / DE DRY ERASE

OPTIONAL ACCESSORIES

1210BL	CARPET CASTERS		24.00
1211BL	HARD FLOOR CASTERS		33.00
1212BL	BOOK BOX	BLACK 22 x 15 x 4¼"	166.00



1202BE

1208DE

ALPHABETTER® 2.0 DESKS NEW

- designed for students K-12
- health-positive design with height-adjustability and pendulum footrest that promotes constant movement.
- highly flexible with adjustable nylon glides, optional casters, and adjustable desktop.
- durable, clean design with powder-coated steel frame and high-pressure laminate with 3mm edge banding.
- available with Gray Nebula or dry erase laminate work surface.
- hardworking with 200 lbs. weight capacity.
- height adjusts from 22"H to 30" H, or 29"H to 43"H based on model
- US patents 8061278, 8291833; Canadian patent 2711897; Chinese patent ZL 2009 8 0101892.1.



1222DE



1223GR



SPECS

MODEL NUMBER	DESCRIPTION	COLOR	W x D x H	LIST PRICE
1221DE	DRY ERASE TOP - 22-30" PENDULUM BAR	DRY ERASE	27¼ x 19¼ x 22-30"	474.00
1221GR	STANDARD TOP - 22-30" PENDULUM BAR	GRAY NEBULA	27¼ x 19¼ x 22-30"	436.00
1222DE	DRY ERASE TOP WITH BOOK BOX - 22-30" PENDULUM BAR	DRY ERASE	27¼ x 19¼ x 22-30"	544.00
1222GR	STANDARD TOP WITH BOOK BOX - 22-30" PENDULUM BAR	GRAY NEBULA	27¼ x 19¼ x 22-30"	532.00
1223DE	DRY ERASE TOP - 29-43" PENDULUM BAR	DRY ERASE	27¼ x 19¼ x 29-43"	509.00
1223GR	STANDARD TOP - 29-43" PENDULUM BAR	GRAY NEBULA	27¼ x 19¼ x 29-43"	497.00
1224DE	DRY ERASE TOP WITH BOOK BOX - 29-43" PENDULUM BAR	DRY ERASE	27¼ x 19¼ x 29-43"	579.00
1224GR	STANDARD TOP WITH BOOK BOX - 29-43" PENDULUM BAR	GRAY NEBULA	27¼ x 19¼ x 29-43"	567.00

AESTHETICS

COLORS



DE DRY ERASE / GR GRAY NEBULA

OPTIONAL ACCESSORIES

1210BL	CARPET CASTERS	24.00
1211BL	HARD FLOOR CASTERS	33.00

ALPHABETTER® STOOLS

- wide angle base for a tip-resistant stool
- height-adjustable in 1¼" increments
- allows users to sit and use the Swinging Pendulum Footrest Bar



SPECS

MODEL NUMBER	COLOR	SEAT W x D	W x H	LIST PRICE
1205BE	BEIGE	13 x 13"	15¼-19¼ x 21-35½"	367.00
1205BL	BLACK	13 x 13"	15¼-19¼ x 21-35½"	367.00

AESTHETICS

COLORS



BE BEIGE / BL BLACK



1205BE

LEARN NESTING DESKS NEW

- desks nest together to save space, with 5-1/4" between desk surfaces when nested
- easy-to-use, one-handed mechanism flips desk top up and down; handles are located on either side of the desk for easy access.
- moves easily throughout a space with four locking casters.
- create an eight-person learning circle with easy-to-nest trapezoid shaped tops
- designed for durability with powder-coated steel frame, high-pressure laminate top, and 2mm edge band.
- 200 lbs. weight capacity.



SPECS

MODEL NUMBER	DESCRIPTION	COLOR	W x D x H	LIST PRICE
1226GR	STANDARD TOP TRAPEZOID DESK	PEBBLED GRAY	33 x 22 1/4 x 29 1/2"	556.00
1226DE	DRY ERASE TOP TRAPEZOID DESK	DRY ERASE	33 x 22 1/4 x 29 1/2"	556.00
1227GR	STANDARD TOP RECTANGLE DESK	PEBBLED GRAY	28 x 22 1/4 x 29 1/2"	532.00
1227DE	DRY ERASE TOP RECTANGLE DESK	DRY ERASE	28 x 22 1/4 x 29 1/2"	532.00

AESTHETICS

COLOR OPTIONS



DE DRY ERASE / GR PEBBLED GRAY



SCOOT™ DESKS

SIT-DOWN / STAND-UP DESK

- steel sit-down and stand-up desks nest together
- unique hole-pattern design
- adjustable side pocket on both desks for files, projects and tablets
- mobile on four casters (two locking) for easy mobility
- complements entire Scoot line of products

1908BL



1907BL

ONLY 1908BL AND 1974BL ARE A PART OF THE ACTIVE COLLECTION

STANDING-HEIGHT DESK WITH ROTATING WORK SURFACE

- versatile desk option that can help save space
- top portion swings open to provide additional workspace or nests to reduce footprint
- pivoting work surface can be mounted on either right or left side during assembly to suit the space and the user
- constructed of a durable steel frame with powder coat finish for chip resistance
- durable laminate desktop
- complements the entire Scoot line of products

DESK EXTENDED



1974BL

DESK NESTED



SPECS

MODEL NUMBER	DESCRIPTION	COLOR	W x D x H	LIST PRICE
1907BL	SIT-DOWN DESK	BLACK	32 1/2 x 22 x 30 1/2"	479.00
1908BL	STAND-UP DESK	BLACK	39 1/2 x 23 1/4 x 41 3/4"	555.00
1974BL ♦	STANDING-HEIGHT DESK (NESTED) W/ROTATING WORK SURFACE	BLACK	47 1/4 x 21 1/2 x 42 1/4" (EXTENDED)	500.00

♦ THESE PRODUCTS ARE SUBJECT TO CALIFORNIA PROPOSITION 65. PLEASE VISIT THE PRODUCT DETAIL PAGE ON OUR WEBSITE FOR SPECIFIC INFORMATION.

VERVE™ STANDING - HEIGHT DESK

- desk is designed to help encourage more movement during the workday
- height-adjustable using a screw-in assembly method from 36 - 42" h range to suit a variety of users
- contoured tabletop tilt adjusts from 0 to 13° to suit individual users and projects
- standing height helps promote a more active working environment and may help promote additional calorie burn and increased focus over sitting
- pairs well with leaning or perch seating to help reduce fatigue from standing while still maintaining more active and engaging posture
- sturdy stainless steel base and white or walnut laminate top for long-lasting durability
- includes two integrated cup holders in the tabletop



SPECS

MODEL NUMBER	COLOR	W x D x H	LIST PRICE
1959WH	WHITE	47¼ x 31¼ x 36 - 42"	846.00
1959WL	WALNUT	47¼ x 31¼ x 36 - 42"	846.00

AESTHETICS

COLOR OPTIONS



WH WHITE / WL WALNUT

DEFY™ ELECTRIC HEIGHT-ADJUSTABLE DESK

- electric height-adjustable desk for sitting or standing
- tabletop tilt adjustment from 0 - 13° for user preference
- two integrated powder coated steel cup holders
- adjusts from 30¾" to 50¼" to suit a variety of users
- dual motor for electric height adjustment available with four height presets to save user's height preferences
- motor has low-decibel operation to move the desk without disruption
- unique aesthetic design with thermoform white top, and a steel base with silver powder coat finish
- see full line pricer or website for custom options



SPECS

MODEL NUMBER	COLOR	W x D x H	LIST PRICE
1980WH ♦	WHITE	47¼ x 30¾ x 50¼"	1,645.00

♦ THESE PRODUCTS ARE SUBJECT TO CALIFORNIA PROPOSITION 65. PLEASE VISIT THE PRODUCT DETAIL PAGE ON OUR WEBSITE FOR SPECIFIC INFORMATION.

BRIO™ STANDING DESK

- designed to help promote a more active working environment
- small footprint allows use in a variety of office spaces
- hidden casters allow workers to move the desk for increased flexibility while working
- integrated cup holder in top for beverages or can hold pencils and other supplies
- 8 cranks equals one inch of height adjustment
- height-adjustable from 37 - 50¼"
- black base with white laminate top



SPECS

MODEL NUMBER	COLOR	W x D x H	LIST PRICE
1964WH ♦	WHITE	29½ x 27¼ x 37 - 50¼"	785.00

♦ THESE PRODUCTS ARE SUBJECT TO CALIFORNIA PROPOSITION 65. PLEASE VISIT THE PRODUCT DETAIL PAGE ON OUR WEBSITE FOR SPECIFIC INFORMATION.

XPRESSIONS™ COMPUTER DESKS

47" COMPUTER DESK

- take notes on the surface or the back panel with dry erase marker
- back panel can also be used for storage
- optional keyboard tray



SPECS

MODEL NUMBER	DESCRIPTION	COLOR	W x D x H	LIST PRICE
1938TG	47" COMPUTER DESK	TEMPERED GLASS	47 x 23 x 37"	570.00

REVERSIBLE TOP COMPUTER DESKS

- 1" laminate top reverses between mahogany and medium oak
- full width 6¾"d steel shelf and privacy panel
- cable routing cutouts on inside of legs
- black steel base
- 1933 comes with four dual-wheel casters (two locking)
- 1934 accommodates fax/printer stand



1933
MAHOGANY SIDE UP



1934
MEDIUM OAK SIDE UP

SPECS

MODEL NUMBER	DESCRIPTION	COLOR	W x D x H	LIST PRICE
1930	36"W COMPUTER DESK	MAHOGANY/MEDIUM OAK	35½ x 28 x 30"	491.00
1931	48"W COMPUTER DESK	MAHOGANY/MEDIUM OAK	47½ x 28 x 30"	538.00
1933	54"W MOBILE COMPUTER DESK	MAHOGANY/MEDIUM OAK	53½ x 28 x 30"	584.00
1934	24"W FAX/PRINTER STAND	MAHOGANY/MEDIUM OAK	23½ x 28 x 30"	413.00

MOOD™ STANDING DESK WITH ROTATING WORK SURFACE

- top portion swings open to provide additional workspace as needed or can be nested to save space
- contemporary design to fit into a variety of workspace environments
- constructed of sturdy black powder coated steel with a laminate gray woodgrain finish for long-lasting durability
- complements the entire Mood line of product solutions



DESK EXTENDED



DESK NESTED



SPECS

MODEL NUMBER	DESCRIPTION	W x D x H	LIST PRICE
1904GR	STANDING-HEIGHT DESK	53¼ x 21¼ x 42¼" (NESTED) 53¼ x 53¼ x 42¼" (EXTENDED)	473.00

ROAM™ TOUCHDOWN WORKSTATION

- unique and versatile individual workspace, perfect for a nomadic worker who likes to move between work areas or who travels between offices frequently
- beech laminate tabletop surrounded by fabric on three sides for a private, focused workspace
- constructed of a steel tube frame with powder coat finish for long-lasting durability while also remaining lightweight and easily movable
- fabric openings for cable management to create a clean, organized space
- multiple units can be used together within an open floor plan
- fabric available in tan or dark gray

1958TN



SPECS

MODEL NUMBER	COLOR	W x D x H	LIST PRICE
1958TN	TAN	33¼ x 30 x 51¼"	604.00
1958DG	DARK GRAY	33¼ x 30 x 51¼"	604.00

AESTHETICS

FABRIC COLORS



TN TAN / DG DARK GRAY



CABLE CUT-OUT

STUDIO DESKS

SINGLE DRAWER OFFICE DESK

- black steel frame with wooden veneer top in natural or white steel frame with laminate top in beech
- contemporary leg design
- drawer and built-in storage compartment
- small footprint to fit into a variety of spaces

WRITING DESK

- black frame with wooden veneer top in natural or white steel frame with laminate top in beech
- circular cutout enables cable management
- upper shelf for additional storage
- small footprint to fit into a variety of spaces



IMAGE FEATURES FLAUNT™ CHAIR (PG. 76).



1950BL



1951WH

SPECS

MODEL NUMBER	DESCRIPTION	FRAME FINISH	W x D x H	LIST PRICE
1950BL	SINGLE DRAWER OFFICE DESK, WOODEN VENEER TOP	BLACK	43¼ x 21½ x 30¾"	591.00
1950WH	SINGLE DRAWER OFFICE DESK, LAMINATE TOP	WHITE	43¼ x 21½ x 30¾"	506.00
1951BL	WRITING DESK, WOODEN VENEER TOP	BLACK	37¾ x 22¾ x 34¼"	373.00
1951WH	WRITING DESK, LAMINATE TOP	WHITE	37¾ x 22¾ x 34¼"	313.00



1943BLSL

TABLE DESKS

- clean design to fit every environment
- can be used as a table or desk
- stylish and functional
- wood laminate top
- steel u-shaped legs



SPECS

MODEL NUMBER	DESCRIPTION	COLOR	W x D x H	LIST PRICE
1943BHW	BEECH TOP/WHITE LEGS	BEECH/WHITE	47¼ x 24 x 28¾"	373.00
1943BLSL	BLACK TOP/SILVER LEGS	BLACK/SILVER	47¼ x 24 x 28¾"	373.00
1943CYBL	CHERRY TOP/BLACK LEGS	CHERRY/BLACK	47¼ x 24 x 28¾"	373.00



IMAGE FEATURES ZENERGY™ BALL CHAIR (PG. 32) & ONYX™ POWERED ORGANIZER (PG. 139).



1943CYBL



1943BHW

EAST WINDS

LAPTOP CADDY

- height-adjustable steel frame to accommodate a variety of users, and split top tilts to ergonomically adjust the workspace for user comfort
- mobile on four locking casters for easy mobility
- ridges in caddy top to hold laptop in place to help prevent technology from sliding



SPECS


MODEL NUMBER	DESCRIPTION	W x D x H	LIST PRICE
950	LAPTOP CADDY	29½ x 20 x 27-38"	303.00

◀ Learn



AESTHETICS

TEXTURED LAMINATE FINISH



MEC MEDIUM CHERRY / ANT ANTHRACITE

MOBILE ARCH COMPUTER DESK

- perfectly suited for laptop or desktop, catering to a wide range of users
- heavy-duty, arched leg design for greater strength and stability
- top shelf for laptop or screen, middle shelf perfect for keyboard, bottom shelf for optional printer to keep all electronic necessities nearby
- mobile on four casters (two locking) for convenience

ADJUSTABLE COMPUTER TABLE

- easily customize to allow for sitting or standing
- all frames painted black for sleek design that suits any space
- adjustable shelves to create custom storage options
- shelves support 100 lbs. each to support heavy loads
- 2" casters (two locking) for convenient mobility
- available in medium cherry or gray to suit a variety of personal preference or décor



SPECS

MODEL NUMBER	DESCRIPTION	W x D x H	LIST PRICE
971	MOBILE ARCH DESK	31½ x 34¼ x 37"	373.00
8432S0	ADJUSTABLE COMPUTER TABLE	32 x 31 x 50"	785.00



971



8432S0

AESTHETICS

TEXTURED LAMINATE FINISH



GRY GRAY / MEC MEDIUM CHERRY



8432S0



EASTWINDS

OVERALL PRODUCT DETAILS

- available in thermofoil anthracite or medium cherry for workspace customization
- complements entire Eastwinds line for workspace cohesion

EMPIRE MOBILE PC STATION

- slide-out keyboard tray for ergonomic positioning
- perforated-steel CPU shelf for organization and device protection
- mobile on four casters (two locking) for easy mobility

PORTRAIT PC DESK CART

- slide-out keyboard tray with mouse platform for ergonomic comfort
- CPU platform mounts left or right for user personalization
- mobile on five casters (two locking) for easy mobility

ARGO PC WORKSTATION

- slide-out keyboard tray with mouse platform for ergonomic positioning
- perforated steel tray and CPU shelf for organization and device protection
- mobile on four casters (two locking) for easy mobility

FPD COMPUTER TABLE

- raised flat panel platform for screen, lower platforms for printer and CPU to ensure easy accessibility to all technology
- CD holder for organization
- mobile on four casters (two locking) for easy mobility




SPECS

MODEL NUMBER	DESCRIPTION	W x D x H	LIST PRICE
945	EMPIRE MOBILE PC STATION	29¾ x 23½ x 29¾"	303.00
946	PORTRAIT PC DESK CART	36½ x 19¼ x 31"	315.00
947	ARGO PC WORKSTATION	31½ x 19¼ x 30¼"	303.00
948	FPD COMPUTER TABLE	28½ x 26 x 29½"	303.00

◀ [Learn](#)

AESTHETICS

TEXTURED LAMINATE FINISH



MEC MEDIUM CHERRY / ANT ANTHRACITE





M E E T I N G E S S E N T I A L S

MEET WITH APPROVAL

Transform any area into a high-performance meeting space with meeting essentials that foster creative collaboration. From whiteboards that make brainstorming a breeze and refreshment carts that keep everyone fueled to mobile screens and technology carts that can go from here to there, Safco has what you need to make your meeting a success.

MEETING ESSENTIALS

PRIVACY PANELS, WHITE- BOARDS & ACCESSORIES	116-117
LECTERNS	118
REFRESHMENT CARTS	118
BREAK ROOM ORGANIZERS	119
COAT RACKS	120-124
SIGNS	125

IMPROMPTU® SCREENS

- identical, full panel magnetic whiteboard design
- comes with accessory hooks for easel pads
- includes magnetic accessory tray for dry erase markers and eraser
- mobile on four casters (two locking) for easy portability across the workspace
- metallic gray steel frame
- complements entire Impromptu® line of product solutions

Learn  S



SPECS

MODEL NUMBER	DESCRIPTION	COLOR	W x D x H	LIST PRICE
8511GR	FULL PANEL MAGNETIC WHITEBOARD	GRAY	42 x 21½ x 72"	725.00



ONYX™ MESH MARKER HOLDERS

- magnetic whiteboard accessory for dry erase marker and eraser storage
- includes 4 stand-up marker holders that fit most standard whiteboard dry erase markers
- individual marker holder openings make it easy to grab a marker when needed and keep markers upside down so they last longer
- 5" w shelf for storing marker board eraser (3611BL)
- Rare Earth magnetic back allows for use on whiteboard or any other magnetic surface
- holders can also be mounted to wall with use of steel plate (included)
- steel wire mesh construction with scratch-resistant, black powder coat finish for durability
- rolled edges are smooth to the touch and give a polished appearance

3611BL



*Markers not included

Learn  S

SPECS

MODEL NUMBER	DESCRIPTION	W x D x H	LIST PRICE
A 3611BL	MARKER HOLDER WITH SHELF	5¼ x 5¼ x 2½"	37.00
B 3612BL	MARKER HOLDER WITH BASKET	8 x 3¼ x 3"	38.00

3612BL



LEARN MOBILE WHITEBOARD

NEW



- blends with any environment thanks to maple woodgrain shelves and neutral grey, powder coated steel frame.
- provides ample storage with ¾"–laminated shelves and cutout to house markers and erasers.
- moves easily through a space with four heavy duty casters—including two that lock for safety.
- encourages sketching and display with laminate dry-erase, magnetic board.
- whiteboard dimensions: 30" W x 40"H



Learn **PROP 65** **S**

SPECS

MODEL NUMBER	COLOR	W x D x H	LIST PRICE
3909GR	GRAY	30 x 24 x 63½"	1,448.00

RUMBA™ COLLABORATION SCREENS

- identical, double-sided full panel magnetic whiteboard design
- ganging connector set connects screens (optional)
- aluminum base with gray powder coat finish for durability
- mobile on four casters (two locking) for easy portability across the workspace
- optional tablet hooks and eraser tray
- complements entire Rumba™ line of product solutions



Learn **PROP 65** **S**

SPECS

MODEL NUMBER	DESCRIPTION	W x D x H	LIST PRICE
2014WBS	FULL PANEL MAGNETIC WHITEBOARD	36 x 16 x 54"	1,046.00
2015WBS	FULL PANEL MAGNETIC WHITEBOARD	42 x 16 x 54"	1,101.00
2016WBS	FULL PANEL MAGNETIC WHITEBOARD	36 x 16 x 66"	1,093.00
2017WBS	FULL PANEL MAGNETIC WHITEBOARD	42 x 16 x 66"	1,153.00

2014WBS



IMPROMPTU® LECTERN

- steel frame and translucent polycarbonate panel
- ridge on presenting platform to keep presentation materials in place
- mobile on four swivel casters (two locking)
- small compartment under surface for storage of notes or tablet
- complements entire Impromptu® line of products



Learn **PROP 65**

SPECS

MODEL NUMBER	COLOR	W x D x H	LIST PRICE
8912GR ♦	GRAY	26½ x 18¾ x 46½"	673.00

♦ THESE PRODUCTS ARE SUBJECT TO CALIFORNIA PROPOSITION 65. PLEASE VISIT THE PRODUCT DETAIL PAGE ON OUR WEBSITE FOR SPECIFIC INFORMATION.



MOBILE BEVERAGE CART

- scratch-resistant melamine top with 1½"h wire rails to help prevent spills
- locking cabinet
- adjustable 29"w x 16½"d steel interior shelf
- open storage area 8¾" high
- mobile on 3½" casters (two locking)



SPECS

MODEL NUMBER	DESCRIPTION	COLOR	W x D x H	LIST PRICE
8964BL	MOBILE BEVERAGE CART	BLACK	33½ x 21¼ x 43"	753.00



IMPROMPTU® REFRESHMENT CART

- steel frame and translucent polycarbonate side panels
- enclosed, fixed interior shelf
- mobile on four casters (two locking)
- gray frame with gray laminate top (laminate top measures 34"w x 17"d)
- durable powder coat finish
- complements entire Impromptu® line of products



PROP 65

SPECS

MODEL NUMBER	COLOR	W x D x H	LIST PRICE
8966GR ♦	GRAY/GRAY	34 x 21¼ x 36½"	954.00

♦ THESE PRODUCTS ARE SUBJECT TO CALIFORNIA PROPOSITION 65. PLEASE VISIT THE PRODUCT DETAIL PAGE ON OUR WEBSITE FOR SPECIFIC INFORMATION.



ONYX™ BREAK ROOM ORGANIZERS

OVERALL PRODUCT FEATURES

- black wire mesh construction
- durable powder coat finish rolled edges are smooth to the touch and give a polished look

1 DRAWER ORGANIZER

- removable dividers
- flat top allows organizers or supplies to be stacked
- holds K-Cup® coffee pods and other break room supplies

3 DRAWER ORGANIZER

- three tiers of removable dividers
- holds K-Cup® coffee pods and other break room supplies

TOWER BREAK ROOM ORGANIZER

- three storage compartments
- two metal wire handles for easy carrying
- metal label holders (labels included)

CONDIMENT CARTON

- seven compartments
- six equal sized and one larger compartment
- metal label holders (labels included)

CUP & LID HOLDER

- three compartments to store coffee cups, lids and drinking cups
- metal wire handles for easy carrying
- metal label holders (labels included)

BREAK ROOM ORGANIZER

- three large compartments
- three removable/adjustable dividers
- metal label holders (labels included)
- holds K-Cup® coffee pods and other break room supplies



3274BL



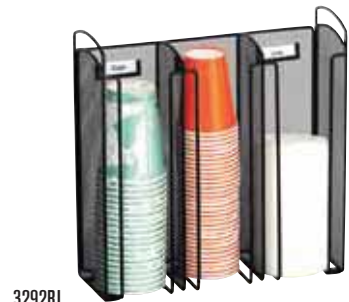
3275BL



3290BL



3291BL



3292BL



3293BL



SPECS

MODEL NUMBER	DESCRIPTION	W x D x H	LIST PRICE
3274BL	1 DRAWER ORGANIZER	12½ x 11¼ x 3¼"	63.00
3275BL	3 DRAWER ORGANIZER	11½ x 8¼ x 8¼"	94.00
3290BL	TOWER BREAK ROOM ORGANIZER	6 x 6 x 18"	84.00
3291BL	CONDIMENT CARTON	16 x 8½ x 5¼"	84.00
3292BL	CUP & LID HOLDER	12¾ x 4½ x 13¼"	114.00
3293BL	BREAK ROOM ORGANIZER	14% x 11% x 15"	147.00

MODE™ WOOD COAT RACKS WITH UMBRELLA RACK

- nine hooks with rounded tips to help protect garments
- chrome drip pan for umbrellas
- brushed chrome accents



SPECS



MODEL NUMBER	COLOR	W x D x H	LIST PRICE
4214BL	BLACK	14½ x 14½ x 68¾"	310.00

AESTHETICS

WOOD COLOR



BL BLACK



HOOK HEAD COAT RACK

- eight rounded edge hooks to help protect garments
- steel construction with 15" diameter base
- black powder coat finish for durability



SPECS

MODEL NUMBER	COLOR	DIA x H	LIST PRICE
4241BL	BLACK	15 x 68"	147.00

NAIL HEAD COAT RACKS

SPIRAL NAIL HEAD COAT RACK

- brushed aluminum nail head coat hooks
- steel base with 15" diameter
- rounded hooks designed to help protect garments



SPECS

MODEL NUMBER	DESCRIPTION	COLOR	DIA x H	LIST PRICE
4191NC	SPIRAL	BLACK/SILVER	15 x 67"	221.00



COAT RACKS

- four double hooks hold up to eight garments
- steel hooks with ball tips to help protect garments
- wide 21" base to help prevent tipping
- 4168 includes umbrella stand with drip pan



SPECS

MODEL NUMBER	DESCRIPTION	COLOR	W x D x H	LIST PRICE
4163BL	COAT RACK	BLACK	21 x 21 x 70"	142.00
4163CR	COAT RACK	CHROME	21 x 21 x 70"	142.00
4168BL	COAT RACK WITH UMBRELLA STAND	BLACK	21 x 21 x 70"	184.00



IMPROMPTU® GARMENT RACKS

- steel frame with translucent polycarbonate panels
- storage shelf above rack
- holds up to 32 hangers
- includes 12 hangers
- mobile on four casters (two locking)
- complements entire Impromptu® line products



SPECS

MODEL NUMBER	DESCRIPTION	COLOR	W x D x H	LIST PRICE
4601BL ♦	GARMENT RACK	BLACK	40¼ x 29¾ x 58¾"	646.00
4601GR ♦	GARMENT RACK	SILVER	40¼ x 29¾ x 58¾"	646.00



AESTHETICS

COLOR



BL BLACK / GR SILVER

♦ THESE PRODUCTS ARE SUBJECT TO CALIFORNIA PROPOSITION 65. PLEASE VISIT THE PRODUCT DETAIL PAGE ON OUR WEBSITE FOR SPECIFIC INFORMATION.

FAMILY COAT WALL RACKS

- wall mounting hardware included for convenience
- 4255 has three wood hooks on top; six rounded, steel hooks on bottom
- 4257 has six wood hooks on top; six rounded, steel hooks on bottom
- wooden tip for aesthetics
- steel construction with powder coat finish for long-lasting durability
- great for use in private offices, coat rooms, lobbies, classrooms, waiting rooms and a variety of other areas
- available in black, charcoal and cream to suit personal preference or décor
- rounded edges to help protect garments from snagging



4255BL



4257CRM

SPECS

MODEL NUMBER	DESCRIPTION	COLOR	W x D x H	LIST PRICE
4255BL	3 HOOK	BLACK	18½ x 6¼ x 7¼"	118.00
4255CH	3 HOOK	CHARCOAL	18½ x 6¼ x 7¼"	118.00
4255CRM	3 HOOK	CREAM	18½ x 6¼ x 7¼"	118.00
4257BL	6 HOOK	BLACK	42¾ x 5¼ x 7¼"	178.00
4257CH	6 HOOK	CHARCOAL	42¾ x 5¼ x 7¼"	178.00
4257CRM	6 HOOK	CREAM	42¾ x 5¼ x 7¼"	178.00

AESTHETICS

STEEL COLOR



BL BLACK / CH CHARCOAL / CRM CREAM

NAIL HEAD COAT HOOKS

- satin aluminum hooks with matching back plate
- oversized circular hooks to help protect garments
- mounting hardware included
- 4200 and 4201 packed 12 per carton
- 4202 packed six per carton



4200



4201



4202

SPECS

MODEL NUMBER	DESCRIPTION	W x D x H	LIST PRICE
4200	2 HOOK	12 x 2¾ x 2"	52.00
4201	3 HOOK	18 x 2¾ x 2"	77.00
4202	6 HOOK	36 x 2¾ x 2"	147.00

WALL RACK COAT HOOKS

- chrome-plated double steel hooks with ball tips to help protect garments
- wall mounting hardware included
- 4160 and 4161 packed 12 per carton
- 4162 packed 6 per carton



4160



4161

SPECS

MODEL NUMBER	DESCRIPTION	FINISH	W x D x H	LIST PRICE
4160	2 HOOK	CHROME	6½ x 3 x 7"	20.00
4161	3 HOOK	CHROME/SATIN ALUMINUM	18 x 3¾ x 7"	55.00
4162	6 HOOK	CHROME/SATIN ALUMINUM	36 x 3¾ x 7"	105.00

METAL COAT RACKS

- brushed nickel finish hooks
- curved hooks to help protect garments
- steel/aluminum construction
- matching back plate arcs outward from the wall
- mounting hardware included
- packed six per carton



SPECS

MODEL NUMBER	DESCRIPTION	FINISH	W x D x H	LIST PRICE
4203SL	2 HOOK	SILVER	7 x 4½ x 5¼"	34.00
4205SL	4 HOOK	SILVER	14¼ x 4¼ x 5¼"	50.00



4203SL



4205SL

DOOR & PANEL HOOKS

- satin aluminum base with chrome hooks
- double steel hook with ball tips help protect garments
- 4166 fits over doors up to 1¾" thick
- 4167 fits over doors up to 1¾" thick or panels 1½" to 3¾" thick
- packed 12 per carton



SPECS

MODEL NUMBER	DESCRIPTION	W x D x H	LIST PRICE
4166	DOOR HOOK	1½ x 4¼ x 8½"	32.00
4167	PANEL HOOK	1½ x 4¼ x 8½"	33.00



4166



4167

PLASTIC COAT HOOKS

- rounded knobs to help protect garments
- plastic coat hooks with reinforced steel back plates
- mounting hardware included and concealed within hook
- 4224 and 4225 fit over panels 1½" to 4¼" thick
- fits panels from 1½" up to 3¾" and doors up to 1¾"
- fits doors up to 1¾"
- packed six per carton



SPECS

MODEL NUMBER	DESCRIPTION	COLOR	W x D x H	LIST PRICE
4224BL	OVER THE PANEL SINGLE HOOK	BLACK	1¾ x 5¼ x 4"	31.00
4225BL	OVER THE PANEL DOUBLE HOOK	BLACK	1¾ x 6½ x 7¾"	43.00
4227BL	OVER THE DOOR DOUBLE HOOK	BLACK	1¾ x 5¼ x 7¾"	38.00



4224BL



4225BL



4227BL

ONYX™ MESH WALL RACKS

- black wire mesh construction
- round hooks help protect garments
- rolled edges are smooth to the touch and give a polished appearance
- two, three or five hook options
- durable powder coat finish
- packed six per carton
- complements entire Onyx™ line products



SPECS

MODEL NUMBER	DESCRIPTION	COLOR	W x D x H	LIST PRICE
6401BL	2 HOOKS	BLACK	8½ x 3 x 5½"	19.00
6402BL	3 HOOKS	BLACK	14¾ x 3 x 5½"	26.00
6403BL	5 HOOKS	BLACK	26¾ x 3 x 5½"	43.00



6401BL



6402BL



6403BL

ONYX™ MESH COAT HOOK



- fits over partitions and doors up to 1½" to 2½" thick
- black wire mesh construction
- curved hook to help protect garments
- rolled edges are smooth to the touch and give a polished appearance
- packed 12 per carton
- complements entire Onyx™ line products



SPECS

MODEL NUMBER	COLOR	W x D x H	LIST PRICE
4229BL	BLACK	4¼ x 1¾ x 5"	13.00

WRITE WAY® DIRECTIONAL SIGNS

- dual-sided, magnetic dry-erase boards
- floor display models with wide base can be weighted with water or sand for stability
- arrow directional sign can be positioned up, down, left or right
- arrow directional sign writing surface adjusts + or - 45°
- all models have molded construction with UV inhibitors
- black frame with white magnetic writing surface

Learn   



SPECS

MODEL NUMBER	DESCRIPTION	W x D x H	LIST PRICE
4117BL	RECTANGULAR	18 x 18 x 65"	187.00
4118BL	OCTAGONAL	22½ x 18 x 65"	187.00
4173BL	ARROW	25½ x 17¾ x 64¼"	187.00



4117BL



4118BL



4173BL



P E R S O N A L
O R G A N I Z A T I O N

CREATE AN OASIS OF ORGANIZATION

Help individuals be more productive and work smarter by keeping workspaces neat and tidy. Safco's collection of organizing essentials efficiently support workflow and keep necessary items within convenient reach. We've thought of everything a well-ordered office needs—from desktop sorters and paper trays to mobile caddies and even coat hooks—to keep your people productive, organized, and in control.

PERSONAL ORGANIZATION

MACHINE STANDS	128-131
DESKTOP ORGANIZERS	132-147
SUGGESTION BOXES	148-149
PANEL/WALL ACCESSORIES	150-151

IMPROMPTU® MACHINE STANDS

- steel frame and translucent polycarbonate panels
- one fixed interior shelf
- black powder coat finish with metallic gray finish with gray top
- model number 1859 has double doors
- mobile on four casters (two locking)
- complements entire Impromptu line of products



SPECS

MODEL NUMBER	DESCRIPTION	COLOR	W x D x H	LIST PRICE
18576R ♦	MACHINE STAND	GRAY	26¼ x 21 x 26½"	461.00
18596R ♦	DELUXE MACHINE STAND WITH DOORS	GRAY	34¼ x 25½ x 30¾"	867.00

♦ THESE PRODUCTS ARE SUBJECT TO CALIFORNIA PROPOSITION 65. PLEASE VISIT THE PRODUCT DETAIL PAGE ON OUR WEBSITE FOR SPECIFIC INFORMATION.

MUV™ PRINTER STANDS

- durable, ¾" thick melamine laminate adjustable shelves
- PVC side panels provide cable management
- powder coat steel frame for durability
- mobile on four casters (two locking)
- adjustable desk-height printer stand
- two adjustable shelves
- middle shelf adjusts in 5" increments
- top shelf fixed
- complements entire Muv line of products



SPECS

MODEL NUMBER	DESCRIPTION	COLOR	W x D x H	LIST PRICE
1881CY	PRINTER STAND - 3 LEVEL	CHERRY	29½ x 20 x 35"	417.00
1881MO	PRINTER STAND - 3 LEVEL	MEDIUM OAK	29½ x 20 x 35"	417.00



AESTHETICS

WOOD COLOR



CY CHERRY / **MO** MEDIUM OAK



IMAGE FEATURES SHELL™ CHAIR (PG. 60), ONYX™ WASTEBASKET (PG. 209) & WIRE DESK (PG. 100).

WIRE MACHINE STANDS

UNDERDESK PRINTER/FAX STAND

- steel frame with 19" w x 16" d laminate top
- lower steel wire shelf
- slides under most work surfaces when not in use to save valuable space
- mobile on four casters (two locking)

DESK SIDE MACHINE STAND

- steel frame and powder coat finish for durability
- two sturdy shelves for storage
- mobile on four casters (two locking)



Learn **PROP 65**

SPECS

MODEL NUMBER	DESCRIPTION	COLOR	W x D x H	LIST PRICE
5206BL ♦	UNDERDESK	BLACK	19 x 16 x 13½"	155.00
C 5206GR ♦	UNDERDESK	GRAY	19 x 16 x 13½"	155.00
D 5207BL ♦	DESK SIDE	BLACK	24 x 20 x 27"	223.00

♦ THESE PRODUCTS ARE SUBJECT TO CALIFORNIA PROPOSITION 65. PLEASE VISIT THE PRODUCT DETAIL PAGE ON OUR WEBSITE FOR SPECIFIC INFORMATION.

ONYX™ UNDERDESK MACHINE STAND

- mobile underdesk machine or printer stand
- slides easily under desk or work surface when not in use to save space
- includes steel mesh basket and pullout drawer for storage, with wood laminate top to hold printers, fax machines, files or other supplies
- available in black powder coat with black top or white powder coat with Natural wood top
- powder coat steel for chip-resistance and long-lasting durability
- mobile cart on four swivel casters (two locking)
- great for use in small offices, home offices, reception desks, classrooms or other personal workspaces
- complements the entire Onyx™ line of products for a cohesive, professional work environment



B



A

SPECS



MODEL NUMBER	DESCRIPTION	COLOR	W x D x H	LIST PRICE
A 5208BL	MACHINE STAND	BLACK	21 x 16 x 17½"	275.00
B 5208WH	MACHINE STAND	WHITE	21 x 16 x 17½"	275.00

WOOD MACHINE STANDS

- compartments measure 26"w x 17¾"d
- upper compartment with partial back opening for cable routing
- double doors conceal lower compartment



SPECS

MODEL NUMBER	DESCRIPTION	COLOR	W x D x H	LIST PRICE
1850CY	MOBILE MACHINE STAND	CHERRY	28 x 19¾ x 30¼"	604.00
1850GR	MOBILE MACHINE STAND	GRAY	28 x 19¾ x 30¼"	604.00
1850MH	MOBILE MACHINE STAND	MAHOGANY	28 x 19¾ x 30¼"	604.00



AESTHETICS

WOOD COLOR



CY CHERRY / **GR** GRAY / **MH** MAHOGANY

SCOOT™ MACHINE STANDS

OVERALL PRODUCT DETAILS

- steel construction with black powder coat finish and black laminate top
- unique hole pattern design and silver leg accents
- mobile on four casters (two locking)
- complements entire Scoot line of products

DESK SIDE STAND

- easily adjustable side pocket for quick reference projects
- one height-adjustable shelf

UNDERDESK STAND

- 14½" high for compact storage
- slides under most work surfaces when not in use to save valuable space
- one stationary shelf for storage



Learn   

SPECS

MODEL NUMBER	DESCRIPTION	COLOR	W x D x H	LIST PRICE
 1855BL	UNDERDESK PRINTER STAND	BLACK	20¼ x 16½ x 14½"	184.00
 1856BL	DESK SIDE PRINTER STAND	BLACK	26½ x 20½ x 26½"	362.00

IMAGE FEATURES STEEL TABLE DESK (PG. 110) & ZENERGY™ BALL CHAIR (PG. 32).



ONYX™ MESH CUBES

- four mesh cubes
- cubes collapse for compact storage
- steel mesh construction with durable, black powder coat finish
- easy assembly, no tools required
- optional bins, sold in packs of two
- complements entire Onyx™ line of products



SPECS

MODEL NUMBER	DESCRIPTION	COLOR	W x D x H	LIST PRICE
A 2172BL	MESH CUBES	BLACK	28½ x 14½ x 28½"	152.00
B 2173BL	MESH CUBE BINS	BLACK	12½ x 14 x 10"	34.00



WOOD ADJUSTABLE-COMPARTMENT LITERATURE ORGANIZERS

- 10 hardboard shelves form up to 12 letter-size compartments
- adjustable or removable shelves
- compressed wood with laminate finish and solid fiberboard back

Learn  

SPECS

MODEL NUMBER	DESCRIPTION	COLOR	W x D x H	LIST PRICE
C 9420CY	12 COMPARTMENTS	CHERRY	19½ x 12 x 16"	112.00
D 9420GR	12 COMPARTMENTS	GRAY	19½ x 12 x 16"	112.00
9420MO	12 COMPARTMENTS	MEDIUM OAK	19½ x 12 x 16"	112.00



AESTHETICS

WOOD COLOR



CY CHERRY / GR GRAY / MO MEDIUM OAK




ONYX™ LITERATURE ORGANIZERS

- stacks up to two high
- steel mesh construction with durable, black powder coat finish
- connector clips included
- ships fully assembled
- 1¾" horizontal pockets
- 9432BL features slide out drawers
- complements entire Onyx™ line of products



SPECS

MODEL NUMBER	DESCRIPTION	COLOR	W x D x H	LIST PRICE
E 9430BL	12 COMPARTMENTS	BLACK	30 x 12¾ x 11¼"	201.00
F 9431BL	6 COMPARTMENTS	BLACK	10¼ x 12¾ x 15¼"	124.00
G 9432BL	5 COMPARTMENTS	BLACK	10¼ x 12¾ x 15¼"	153.00





DESK RISERS

- raises monitor for easier viewing or to hold supplies
- 12" deep shelf
- shelf dividers to hold notebooks and files
- retainer lip in the rear
- melamine top and cast aluminum legs
- rated up to 100 lbs.




SPECS

MODEL NUMBER	DESCRIPTION	COLOR	W x D x H	LIST PRICE
3603BL	42" SHELF	BLACK	42 x 12¼ x 8¼"	273.00

ONYX™ MESH OFF-SURFACE SHELF

- mesh off-surface shelf provides extra storage space above the desktop
- ¾" sliding pullout drawer to store smaller supplies
- durable, black powder coat finish
- two upright shelves for storing notebooks, files and projects



SPECS

MODEL NUMBER	COLOR	W x D x H	LIST PRICE
3604BL	BLACK	31½ x 7¼ x 10"	89.00

PLASTIC DESKTOP ORGANIZERS

OVERALL PRODUCT DETAILS

- durable plastic construction
- desktop organizers for holding a wide variety of desktop essentials

STACKING DESKTOP SORTER SET

- organizer consists of four stacking components which allows user to separate supply storage trays from paper sorting trays for individual use if preferred
- includes large supply storage tray, small supply storage tray and two letter-size paper sorting trays
- small storage tray can be placed in a variety of positions for user preference



SAFCO PORTABLE CADDY

- organizer features six differently sized supply storage compartments so everything has its place – all in one place
- integrated handle for transporting caddy between desk and meetings, or between multiple workstations



Learn 

SPECS

MODEL NUMBER	DESCRIPTION	COLOR	W x D x H	LIST PRICE
3285BL	DESKTOP SORTER SET	BLACK	10 x 12¼ x 6¼"	65.00
A 3285WH	DESKTOP SORTER SET	WHITE	10 x 12¼ x 6¼"	65.00
	LETTER TRAY (2)		10 x 12¼ x 2⅝"	
	LARGE TRAY		10 x 4½ x 1½"	
	SMALL TRAY		4½ x 3 x 1½"	
B 3286BL	PORTABLE CADDY	BLACK	12¾ x 7¼ x 8½"	65.00
3286WH	PORTABLE CADDY	WHITE	12¾ x 7¼ x 8½"	65.00

WAVE™ DESK ACCESSORIES

OVERALL PRODUCT DETAILS

- steel construction with a protective powder coat finish for durability
- magnetic surface for mounting notes and reminders

DESKTOP WHITEBOARD & MAGNETIC DOCUMENT STAND

- whiteboard and magnetic document holder for desktop; also great for communal use in gathering or meeting areas, or for personal use at impromptu meetings
- magnetic steel frame with glass surface that can be written on with dry erase markers
- tray can be used for document display, accessory storage, whiteboard marker or eraser storage, or as a mobile phone stand
- space behind whiteboard can be used to store folders, notepads and documents



DESKTOP FILE RACK WITH 5 UPRIGHT SECTIONS

- files can be stored above and below "waves" for a total of four upright file sections
- tray edge can be used as accessory storage, mobile phone stand, document display stand or as an additional (fifth) file section



COMBINATION DESK FILE & DOCUMENT HOLDER

- multiuse, magnetic desktop file organizer with tray; adaptable design supports a variety of tasks in changing work environments
- steel design features A-frame with four slits and a tray that can be used as a four-section file sorter, copy stand or multi-device charging dock



DESKTOP FILE ORGANIZER WITH 7 VERTICAL SECTIONS & LETTER-SIZE PAPER TRAY

- versatile, contemporary design allows for varied storage; files can be stored above and below "waves" for up to seven vertical compartments and up to two horizontal, letter-size paper trays
- waves aid in separating contents for rapid file location



SPECS

	MODEL NUMBER	DESCRIPTION	COLOR	W x D x H	LIST PRICE
A	3220BL	WHITEBOARD & MAGNETIC DOCUMENT STAND	BLACK	17 x 7 x 14½"	162.00
	3220WH	WHITEBOARD & MAGNETIC DOCUMENT STAND	WHITE	17 x 7 x 14½"	162.00
	3221BL	FILE RACK WITH 5 UPRIGHT SECTIONS	BLACK	9 x 9¼ x 9½"	90.00
B	3221WH	FILE RACK WITH 5 UPRIGHT SECTIONS	WHITE	9 x 9¼ x 9½"	90.00
	3222BL	DESK FILE & DOCUMENT HOLDER	BLACK	10 x 6¼ x 7"	62.00
C	3222WH	DESK FILE & DOCUMENT HOLDER	WHITE	10 x 6¼ x 7"	62.00
	3223BL	7 VERTICAL SECTIONS & LETTER-SIZE PAPER TRAY	BLACK	10 x 12 x 11½"	131.00
D	3223WH	7 VERTICAL SECTIONS & LETTER-SIZE PAPER TRAY	WHITE	10 x 12 x 11½"	131.00

ONYX™ COLORED MESH DESK ORGANIZERS

OVERALL PRODUCT DETAILS

- steel mesh design
- durable, powder coat finish
- rolled edges are smooth to the touch and give a polished appearance
- complements entire Onyx™ line of products



3 HORIZONTAL/3 UPRIGHT SECTIONS

- three letter-sized trays
- three 2" wide upright sections on the left
- solid, steel base for strength and durability
- available in blue, white and wine




2 HORIZONTAL/6 UPRIGHT SECTIONS

- six 2" wide vertical sections
- two horizontal letter-size trays
- available in blue, white and wine

8 TIERED SECTIONS

- eight 1" wide tiered vertical sections
- solid, steel base for strength and durability
- available in white



5 UPRIGHT SECTIONS/3 HORIZONTAL

- five fixed upright letter-sized sorters
- three fixed horizontal trays for letter-size paper
- solid, steel base for strength and durability
- available in white

TRIPLE LETTER TRAY

- interlocking connecting pins hold each tray in place and locks them together
- holds letter-size papers
- assembly required
- available in blue, white and wine
- black versions also available on pg. 217



Learn **S**

SPECS

	MODEL NUMBER	DESCRIPTION	COLOR	W x D x H	LIST PRICE
E	3255BU	2 HORIZONTAL/6 UPRIGHT SECTIONS	BLUE	13¼ x 11½ x 13"	95.00
	3255WH	2 HORIZONTAL/6 UPRIGHT SECTIONS	WHITE	13¼ x 11½ x 13"	95.00
	3255WE	2 HORIZONTAL/6 UPRIGHT SECTIONS	WINE	13¼ x 11½ x 13"	95.00
F	3258WH	8 TIERED SECTIONS	WHITE	11¼ x 10¾ x 14"	84.00
	3266WH	5 UPRIGHT SECTIONS/3 HORIZONTAL	WHITE	11½ x 9½ x 13"	89.00
G	3254BU	3 HORIZONTAL/3 UPRIGHT SECTIONS	BLUE	19½ x 11½ x 8¼"	86.00
	3254WH	3 HORIZONTAL/3 UPRIGHT SECTIONS	WHITE	19½ x 11½ x 8¼"	86.00
	3254WE	3 HORIZONTAL/3 UPRIGHT SECTIONS	WINE	19½ x 11½ x 8¼"	86.00
I	3271BU	TRIPLE LETTER TRAY	BLUE	9¼ x 11¼ x 8"	60.00
	3271WH	TRIPLE LETTER TRAY	WHITE	9¼ x 11¼ x 8"	60.00
	3271WE	TRIPLE LETTER TRAY	WINE	9¼ x 11¼ x 8"	60.00



IMAGE FEATURES ONYX™ MESH FILE CART (PG. 189), METRO™ EXTENDED-HEIGHT CHAIR (PG. 68), VAMP™ LED LIGHT (PG. 154) & ONYX™ MESH WASTEBASKET (PG. 209).

ONYX™ MESH DESK ORGANIZERS

OVERALL PRODUCT DETAILS

- steel mesh design
- durable, black powder coat finish
- rolled edges are smooth to the touch and give a polished appearance
- complements entire Onyx™ line of products



ONYX™ MESH DESK ORGANIZERS

TELEPHONE STAND

- angled platform for easy access
- storage drawer with adjustable, removable divider
- additional storage underneath
- durable, black powder coat finish
- packed five per carton



MESH DRAWER ORGANIZER

- use for drawer organization or on desktop as supplies caddy
- solid steel bottom for strength and durability

MINI ORGANIZER

- two small compartments for storing pens, pencils, scissors, etc.
- one side compartment
- small foot print to help save space
- packed six per carton



DELUXE ORGANIZER

- four side compartments
- two small compartments
- solid steel bottom for strength and durability
- packed six per carton



DELUXE ORGANIZER WITH 3 DRAWERS

- three drawers
- one horizontal letter tray
- one vertical section
- solid steel bottom for strength and durability



Learn **S**



SPECS

MODEL NUMBER	DESCRIPTION	COLOR	W x D x H	LIST PRICE
A 2160BL	MESH TELEPHONE STAND	BLACK	11¾ x 9¼ x 7"	49.00
B 3262BL	MESH DRAWER ORGANIZER	BLACK	13 x 8¾ x 2¾"	56.00
D 3251BL	DELUXE ORGANIZER	BLACK	12½ x 5¼ x 5¼"	37.00
E 3252BL	ORGANIZER WITH 3 DRAWERS	BLACK	16 x 11½ x 8¼"	82.00
C 3250BL	MINI ORGANIZER	BLACK	6 x 5¼ x 5¼"	35.00

ONYX™ MESH DESK ORGANIZERS

OVERALL PRODUCT DETAILS

- steel mesh design
- durable, powder coat finish
- rolled edges are smooth to the touch and give a polished appearance
- complements entire Onyx™ line of products

8 UPRIGHT SECTIONS

- eight, 2" wide vertical sections
- solid steel bottom for strength and durability

3 HORIZONTAL / 3 VERTICAL SECTIONS

- three letter-sized trays
- three, 2" wide upright sections on the left
- solid steel bottom for strength and durability

2 HORIZONTAL / 6 VERTICAL SECTIONS

- six, 2" wide vertical sections
- two horizontal letter-size trays
- solid steel bottom for strength and durability

5 UPRIGHT SECTIONS

- five, 2" wide vertical sections
- solid steel bottom for strength and durability

5 TIERED SECTIONS

- five, 1" wide tiered vertical sections
- solid steel bottom for strength and durability

8 TIERED SECTIONS

- eight, 1" wide tiered vertical sections
- solid steel bottom for strength and durability

HANGING FILE / 2 UPRIGHT SECTIONS

- hanging file frames
- 2" wide upright binder bins on the side
- solid steel bottom for strength and durability

HANGING FILE / 2 HORIZONTAL SECTIONS

- hanging file frames
- two, 2" high horizontal binder bins on the bottom
- solid steel bottom for strength and durability

MESH CORNER ORGANIZER

- corner or radius organizer
- creates two ways to organize
- fits in 90° corner allowing corner to be effectively used



SPECS

MODEL NUMBER	DESCRIPTION	COLOR	W x D x H	LIST PRICE
A 3253BL	8 UPRIGHT SECTIONS	BLACK	19¼ x 11½ x 8¼"	81.00
B 3254BL	3 HORIZONTAL/3 UPRIGHT SECTIONS	BLACK	19½ x 11½ x 8¼"	86.00
C 3255BL	2 HORIZONTAL/6 UPRIGHT SECTIONS	BLACK	13¼ x 11½ x 13"	95.00
D 3256BL	5 UPRIGHT SECTIONS	BLACK	12½ x 11¼ x 8¼"	57.00
E 3257BL	5 TIERED SECTIONS	BLACK	11¼ x 7¼ x 12"	69.00
F 3258BL	8 TIERED SECTIONS	BLACK	11¾ x 10¾ x 14"	84.00
G 3259BL	HANGING FILE/2 UPRIGHT SECTIONS	BLACK	19¼ x 11½ x 11½"	88.00
H 3260BL	HANGING FILE/2 HORIZONTAL SORTERS	BLACK	13½ x 10¾ x 15½"	82.00
I 3261BL	CORNER ORGANIZER	BLACK	15 x 11 x 13"	76.00



Learn **S**



IMAGE FEATURES SCOOT™ DESKS (PG. 106), ALDAY™ CHAIR (PG. 65), VAMP™ LED LIGHT (PG. 154).



E




F



HORIZONTAL

I



G



H



VERTICAL



A



B



C



D



E



G



SINGLE

F



STACKED

ONYX™ MESH DESK ORGANIZERS

OVERALL PRODUCT DETAILS

- durable, black powder coat finish
- steel mesh design
- rolled edges are smooth to the touch and give a polished appearance
- complements entire Onyx™ line of products

3 UPRIGHT SECTIONS / 2 BASKETS

- three vertical sections
- two slide-out baskets
- side shelves

2 UPRIGHT / 2 HORIZONTAL SECTIONS

- two upright sections
- two horizontal letter-sized shelves
- bottom letter shelf can store model 3262BL (pg. 213) as an accessory option

1 UPRIGHT / 3 HORIZONTAL SECTIONS

- sliding letter-sized trays
- bottom letter tray can be removed and replaced with model 3262BL (pg. 213) as an accessory option

5 UPRIGHT / 3 HORIZONTAL SECTIONS

- three fixed horizontal letter trays and five vertical letter trays for a variety of filing options
- solid steel bottom for strength and durability

MESH DESKTOP TUB FILES

- provides easy carrying
- two sizes available for letter or legal-size folders
- collapsible for easy storage
- customizable label holders included
- packed six per carton

MESH STACKABLE STORAGE BINS

- holds letter-sized hanging files
- detachable accessory organizer mountable on front or back

MESH DESKTOP BOX FILES

- open top for letter-size hanging files
- collapsible for compact storage
- packed six per carton

TRIPLE TRAY ORGANIZER

- interlocking connecting pins hold each tray in place and locks them together
- holds letter-size papers
- packed six per carton

SINGLE TRAY ORGANIZER

- holds letter-size papers
- packed six per carton



Learn 

SPECS

MODEL NUMBER	DESCRIPTION	COLOR	W x D x H	LIST PRICE
A 3263BL	3 UPRIGHT SECTIONS/2 BASKETS	BLACK	17 x 6¾ x 7¾"	63.00
B 3264BL	2 UPRIGHT SECTIONS/2 HORIZONTAL	BLACK	17 x 10¾ x 7¾"	65.00
C 3265BL	1 UPRIGHT SECTION/3 HORIZONTAL	BLACK	16¼ x 9 x 8"	78.00
D 3266BL	5 UPRIGHT SECTIONS/3 HORIZONTAL	BLACK	11½ x 9½ x 13"	89.00
E 2162BL	LETTER-SIZE TUB FILE	BLACK	12½ x 13¾ x 9½"	55.00
F 2164BL	STACKABLE STORAGE BINS	BLACK	14 x 15½ x 11¾"	78.00
2169BL	DESKTOP BOX FILE 6"D	BLACK	12½ x 7 x 10"	38.00
G 2170BL	DESKTOP BOX FILE 10"D	BLACK	12½ x 11 x 10"	48.00
3272BL	SINGLE TRAY	BLACK	9¼ x 11¾ x 2½"	22.00
H 3271BL	TRIPLE TRAY	BLACK	9¼ x 11¾ x 8"	60.00



ONYX™ USB POWERED DESKTOP ORGANIZERS

OVERALL PRODUCT DETAILS

- built-in USB port in front to charge phones, tablets and other devices
- power cord
- durable, black powder coat finish
- steel mesh design for durability
- complements entire Onyx™ line of products

POWERED MONITOR STAND

- pullout storage drawer
- side pockets for notebooks and folders

POWERED 3 HORIZONTAL/3 UPRIGHT SECTIONS

- three letter-sized trays
- three, 2" wide upright sections on the left

POWERED 2 HORIZONTAL/6 UPRIGHT SECTIONS


- six, 2" wide vertical sections
- two horizontal letter-sized trays

POWERED ORGANIZER WITH 3 DRAWERS

- three drawers
- one horizontal letter tray
- one vertical section



A



B

PROP 65 **S**

SPECS

MODEL NUMBER	DESCRIPTION	COLOR	W x D x H	LIST PRICE
A 3230BL ♦	POWERED MONITOR STAND	BLACK	18 x 11¼ x 4¼"	108.00
B 3231BL ♦	POWERED 3 HORIZONTAL/3 UPRIGHT SECTIONS	BLACK	19½ x 11½ x 8¼"	108.00
C 3233BL ♦	POWERED 2 HORIZONTAL/6 UPRIGHT SECTIONS	BLACK	13¼ x 11½ x 13"	119.00
D 3234BL ♦	POWERED ORGANIZER WITH 3 DRAWERS	BLACK	16 x 11½ x 8¼"	105.00



♦ THESE PRODUCTS ARE SUBJECT TO CALIFORNIA PROPOSITION 65. PLEASE VISIT THE PRODUCT DETAIL PAGE ON OUR WEBSITE FOR SPECIFIC INFORMATION.



C



D

ONYX™ HANGING ORGANIZERS

OVERALL PRODUCT DETAILS

- moves with you– great for sit to stand organization
- steel mesh design
- durable, black powder coat finish
- includes rubber-headed tightening screw to secure to work surface
- complements entire Onyx™ line of products



HORIZONTAL HANGING STORAGE

- fits on surfaces up to 1¾"
- five horizontal sections; one on the work surface and four below the work surface
- built in accessory tray for pens and pencils



VERTICAL HANGING STORAGE

- fits on surfaces up to 1¾"
- three vertical sections below the work surface
- one horizontal section on the work surface
- built in accessory tray for pens and pencils

SOLID TOP HORIZONTAL HANGING STORAGE

- fits on surfaces up to 1¾"
- four horizontal sections below the work surface
- hangs flush with desktop to save valuable work space



SOLID TOP VERTICAL HANGING STORAGE

- fits on surfaces up to 1¾"
- three vertical sections below the work surface
- hangs flush with desktop to save valuable work space

MOUNTABLE HANGING STORAGE

- one horizontal section
- built in accessory tray for pens and pencils
- pullout drawer for additional storage
- includes mounting hardware
- mounts to bottom of work surface to save valuable space

Learn 

SPECS

	MODEL NUMBER	DESCRIPTION	COLOR	W x D x H	LIST PRICE
	3240BL	HORIZONTAL HANGING STORAGE	BLACK	10¼ x 12½ x 14⅞"	80.00
	3241BL	VERTICAL HANGING STORAGE	BLACK	10¼ x 12 x 17⅞"	80.00
	3244BL	MOUNTABLE HANGING STORAGE	BLACK	10¼ x 12½ x 7¼"	69.00
	3242BL	SOLID TOP HORIZONTAL HANGING STORAGE	BLACK	10¼ x 12½ x 12"	71.00
	3243BL	SOLID TOP VERTICAL HANGING STORAGE	BLACK	9½ x 12 x 14¾"	71.00

STEEL DESK TRAY SORTERS

- available in five, six or eight tier designs
- slanted shelves with finger cutouts for easy access
- fingerprint resistant
- steel construction
- rubber feet included to protect work surface



SPECS

	MODEL NUMBER	DESCRIPTION	COLOR	W x D x H	LIST PRICE
A	3127BL	5 TIER TRAY	BLACK	12 x 9½ x 11¼"	78.00
B	3128BL	6 TIER TRAY	BLACK	12 x 9½ x 13¼"	85.00
C	3129BL	8 TIER TRAY	BLACK	12 x 9½ x 17¼"	130.00



A



B



C



STEEL COMBINATION RACKS

- combine horizontal with vertical filing compartments
- steel construction in black
- durable mar-resistant powder coat finish
- decorative end panels
- rubber feet included to protect work surface



SPECS

MODEL NUMBER	DESCRIPTION	COLOR	W x D x H	LIST PRICE
3167BL	3 HORIZONTAL/3 UPRIGHT SECTIONS	BLACK	16¼ x 11¼ x 8¼"	94.00



STEEL DESK RACK

- 2" upright sections
- steel construction in black
- durable mar-resistant powder coat finish
- decorative end panels
- rubber feet included to protect work surface



SPECS

MODEL NUMBER	DESCRIPTION	COLOR	W x D x H	LIST PRICE
3155BL	6 UPRIGHT SECTIONS	BLACK	12¼ x 11¼ x 8"	65.00

INTEROFFICE MAILBOXES

- use for mail collection, drop box and secure office communication
- black, powder coated steel for durability
- mounting hardware included
- locking hinged door for security (two keys included)
- slot opening measures 10½" w x ¾" d



PROP 65 **S**

SPECS

	MODEL NUMBER	DESCRIPTION	COLOR	W x D x H	LIST PRICE
A	4258BL ♦	SMALL INTEROFFICE MAILBOX	BLACK	12 x 12 x 3"	94.00
B	4259BL ♦	LARGE INTEROFFICE MAILBOX	BLACK	18 x 18 x 7¼"	133.00

♦ THESE PRODUCTS ARE SUBJECT TO CALIFORNIA PROPOSITION 65. PLEASE VISIT THE PRODUCT DETAIL PAGE ON OUR WEBSITE FOR SPECIFIC INFORMATION.

STEEL SUGGESTION BOX



- 4¾ x ⅛" deposit slot
- two keys and front panel adhesive labels included
- durable, black powder coat finish
- 25 suggestion cards and wall mounting hardware included



PROP 65 **S**

SPECS

	MODEL NUMBER	DESCRIPTION	COLOR	W x D x H	LIST PRICE
	4232BL ♦	SUGGESTION BOX	BLACK	7¼ x 6 x 8½"	95.00
	4231	SUGGESTION BOX REFILL PACK			11.00

♦ THESE PRODUCTS ARE SUBJECT TO CALIFORNIA PROPOSITION 65. PLEASE VISIT THE PRODUCT DETAIL PAGE ON OUR WEBSITE FOR SPECIFIC INFORMATION.

BAMBOO SUGGESTION BOX

- clear acrylic display for messages
- includes side compartment area for suggestion cards and pencils
- lock with two keys for security
- 25 suggestion cards and wall mounting hardware included

PROP 65 **S**

SPECS

	MODEL NUMBER	DESCRIPTION	COLOR	W x D x H	LIST PRICE
	4237CY ♦	SUGGESTION BOX	CHERRY	10 x 8 x 14"	121.00
	4237NA ♦	SUGGESTION BOX	NATURAL	10 x 8 x 14"	121.00

♦ THESE PRODUCTS ARE SUBJECT TO CALIFORNIA PROPOSITION 65. PLEASE VISIT THE PRODUCT DETAIL PAGE ON OUR WEBSITE FOR SPECIFIC INFORMATION.

AESTHETICS

WOOD COLORS



CY CHERRY / NA NATURAL



CUSTOMIZABLE SUGGESTION BOX



- custom area fits 5½ x 8½" size paper
- clear plastic cover for visibility
- space above to store cards and writing utensils
- lock with two keys for security
- 25 suggestion cards and wall mounting hardware included



PROP 65 **S**

SPECS

MODEL NUMBER	DESCRIPTION	COLOR	W x D x H	LIST PRICE
4233GR ♦	SUGGESTION BOX	GRAY	7 x 5 x 14½"	104.00

♦ THESE PRODUCTS ARE SUBJECT TO CALIFORNIA PROPOSITION 65. PLEASE VISIT THE PRODUCT DETAIL PAGE ON OUR WEBSITE FOR SPECIFIC INFORMATION.



SUGGESTION CARD REFILL PACK

- sold in cartons
- 60 cards per pack; 60 packs per carton



SPECS

MODEL NUMBER	DESCRIPTION	LIST PRICE
4231	SUGGESTION CARD REFILL PACK	11.00

ACRYLIC COLLECTION BOXES

- 5¾ x ½" slot in top
- back panel slides out for easy access
- back panel allows users to create their own message
- small or large size
- 4234CL includes lock with two keys for security
- large box display area: 8½"W x 11"H
- small box display area: 5⅜"W x 6¾"H



PROP 65 **S**

SPECS

MODEL NUMBER	DESCRIPTION	COLOR	W x D x H	LIST PRICE
4234CL ♦	LARGE	CLEAR	9¼ x 9¼ x 21"	130.00

♦ THESE PRODUCTS ARE SUBJECT TO CALIFORNIA PROPOSITION 65. PLEASE VISIT THE PRODUCT DETAIL PAGE ON OUR WEBSITE FOR SPECIFIC INFORMATION.





E R G O N O M I C S

LEND SOME SUPPORT

Create a work environment that's both good for your staff and your business with ergonomic essentials that promote good posture, healthy movement, and reduced strain. Our Human Elements portfolio includes thoughtful solutions, such as adjustable monitor arms, proper lighting, footrests, wrist supports, and keyboard trays, that help people interact more comfortably with their technology and workspace. From sitting to standing, Safco has the right ergonomic accessory to support you throughout the day and keep your body in harmony.

ERGONOMICS

LIGHTING	154-156
MONITOR & LAPTOP STANDS	157-159
TV MOUNT & CPU HOLDERS	160
BACKRESTS	161-162
FOOTRESTS/MATS	163-167

VAMP™ LED LIGHTS

OVERALL

- flicker-free, energy-saving, economical LED lighting for home or office spaces
- (model 1009 only) integrated 10W wireless charging pad for quick, easy charging of compatible mobile devices; not all mobile devices can charge wirelessly, check your device for compatibility
- swipe your finger along the touch-operated dimmer to adjust brightness
- tap the sun and snowflake icons to scroll through four different light color temperatures from warm to cool
- multiple pivot points on the neck let you turn, twist, rotate and extend it to get the light right where you need it
- USB port on the back of the base makes charging phones or other personal electronics simple
- reduced glare filter allows for easier viewing of electronic screen and may help to lessen eye strain
- available in three color options to fit personal preference and décor

SPECS

- wireless charging power 10W max
- USB output power DC5V 0.8A max
- maximum phone case thickness: 4mm
- color temperature range: 3000-6000K
- lumens: 450-550
- cord Length: 60"
- 120 LEDs
- input voltage: 100V~240V 50/60Hz
- luminous flux: 400-500lm



Learn **S**

SPECS

MODEL NUMBER	DESCRIPTION	W x D x H	LIST PRICE
A 1001WH	WHITE	5 x 16 x 16 3/4"	166.00
B 1001BL	BLACK	5 x 16 x 16 3/4"	166.00
C 1001SL	SILVER	5 x 16 x 16 3/4"	166.00
D 1009WH	WIRELESS CHARGING, WHITE	5 x 16 x 16 3/4"	193.00
E 1009BL	WIRELESS CHARGING, BLACK	5 x 16 x 16 3/4"	193.00
F 1009SL	WIRELESS CHARGING, SILVER	5 x 16 x 16 3/4"	193.00



RESI[®] LIGHTING NEW

LED FLOOR LAMP

- energy saving 9-hour shut off delay
- color temperature and dimmable modes for ambiance and efficiency
- 45-degree left or right rotation for lamp head
- gooseneck design is flexible 360 degrees

LED DESK LAMP

- energy saving LED light with 30-minute occupancy sensor
- simple assembly
- color temperature and dimmable modes give you options
- lamp head rotates 45-degrees left or right
- flexible 360 degrees with gooseneck design

LED UNDER CABINET LAMP

- energy efficient LED light
- 30-minute occupancy sensor that detects motion
- easy to install with magnets, double-sided tape, and screw options
- customize lighting in a space with color temperature and dimmable modes



SPECS

MODEL NUMBER	DESCRIPTION	W x D x H	LIST PRICE
1017BL	LED FLOOR LAMP, BLACK	8 x 8 x 60"	253.00
A 1017WH	LED FLOOR LAMP, WHITE	8 x 8 x 60"	253.00
1018BL	LED DESK LAMP, BLACK	5 x 5 x 18½"	191.00
B 1018WH	LED DESK LAMP, WHITE	5 x 5 x 18½"	191.00
C 1019WH	LED UNDER CABINET LAMP, WHITE	17½ x 1¼ x 1"	98.00



LED UNDER CABINET LIGHTING

- allows for hands-free lighting in hard to reach areas such as under a cabinet, desk, closet space, etc.
- energy-efficient LED lighting consumes an estimated 80-90% less power than incandescent bulbs, has longer lifespan and contributes to reduced energy costs
- fixed straight mount, linear light with polycarbonate lens and 6' power cord included (note: warranty valid only if utilizing provided power supply)
- mercury, lead and UV free
- under cabinet mounting and heat-sensing touch on/off switch
- fixed light bar with on/off switch and frosted lens
- includes both magnetic and wood (screws) hardware for mounting



SPECS



MODEL NUMBER	DESCRIPTION	OVERALL W x D x H	LIST PRICE
EZDP	LED UNDER CABINET TASKLIGHT	16 x 3/8 x 3/8"	279.00

STANCE™ HEIGHT-ADJUSTABLE LAPTOP STAND

- provide an ergonomic and space-saving workstation solution
- height adjustment allows user to easily transition between sitting and standing to help encourage a more active workday
- easily adjustable in 1/4" increments in a 15" range to suit a variety of users
- height-adjustment is quick and easy
- 27"W platform provides plenty of space for work materials
- lightweight design makes it easy to set aside or remove from the work surface when not in use to provide more desk space
- designed as a free-standing unit, no need for clamps or fasteners
- sturdy steel and aluminum construction with a durable black powder coat finish
- laminated MDF platform provides a stable work surface
- great for use in personal workspaces, home offices, small offices, classrooms, libraries or other areas to create a more active and ergonomic workstation



SPECS



MODEL NUMBER	DESCRIPTION	COLOR	W x D x H	LIST PRICE
2180BL	LAPTOP STAND	BLACK	27 x 18 x 21 1/2"	215.00

MONITOR ARMS

OVERALL PRODUCT DETAILS

- monitor arms reduce the need to rearrange a workspace around the position of the monitor screen and provides an increased range of motion
- adjustments to the monitor arm may help to alleviate screen glare and neck strain
- grommet or tool-less clamp installation that fits any work surface up to 3½" thick
- cable management system keeps cables hidden
- featuring counterbalanced spring technology with easy-to-use Allen wrench adjustment
- slim profiles when in the folded position
- arms swivel 360° around base allowing for increased display positions
- VESA 75mm and 100mm compliant and TAA compliant

POLE-MOUNTED

- allows for heavier equipment to be elevated and adjusted
- usable vertical height adjustment of 24" and 18" of horizontal adjustments
- maximum load of 4-20 lbs. per each monitor arm
- quick connect monitor screen feature
- single and dual monitor available



Learn 

SPECS

MODEL NUMBER	DESCRIPTION	OVERALL W x H	LIST PRICE
D EZKC1	POLE MOUNT, SINGLE ARM MONITOR MOUNT	28 ⁵ / ₈ x 20 ¹ / ₈ "	727.00
E EZKC2	POLE MOUNT, DUAL ARM MONITOR MOUNT	28 ⁵ / ₈ x 20 ¹ / ₈ "	1,104.00

SOAR™ BY SAFCO® ELECTRIC DESKTOP SIT/STAND

- versatile remote control surface that rises to allow user to adjust to sit or stand while working
- electric height adjustment range of 17½" to suit a variety of users
- remote control with simple up/down buttons with the option to program three presets
- available in white to suit most décor
- two USB charging ports and two outlets for easy connectivity
- powder coated steel base and laminate top for durability
- choice of no monitor arms (2191WH), one monitor arm (2192WH) or dual monitor arms (2193WH)
- workstation has a 10 lb. weight capacity to handle the weight of most computers, single monitor arm holds up to 15 lbs., and the dual monitor arms hold up to 9 lbs. each



SPECS

MODEL NUMBER	DESCRIPTION	W x D x H	LIST PRICE
G 2191WH	ELECTRIC DESKTOP SIT/STAND	27¾ x 22 x 18½-36"	899.00
D 2192WH	ELECTRIC DESKTOP SIT/STAND - SINGLE MONITOR ARM	27¾ x 22 x 18½-36"	978.00
E 2193WH	ELECTRIC DESKTOP SIT/STAND - DUAL MONITOR ARMS	27¾ x 22 x 18½-37¼"	1,085.00

ONYX™ STANDS

MONITOR STAND

- raises monitor 4"
- two side compartments for notebooks and folders
- 8¾" wide sliding and pullout drawer
- steel mesh design
- durable, black powder coat finish
- compliments the entire Onyx™ line of products

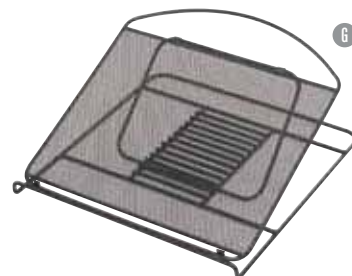

LAPTOP STAND

- adjustable for easy visibility
- folds flat for portability
- steel mesh construction for ventilation
- black powder coat finish for durability
- packed 5 per carton
- compliments the entire Onyx™ line of products



SPECS

MODEL NUMBER	DESCRIPTION	COLOR	W x D x H	LIST PRICE
F 2159BL	MESH MONITOR STAND	BLACK	19¼ x 11¼ x 6¼"	86.00
G 2161BL	MESH LAPTOP STAND	BLACK	12¼ x 12¼ x 2"	41.00





ACCENT DESKTOP SIT-STAND WORKSTATION

- classic, pneumatic desktop sit-stand workstation
- ultra-slim profile for space saving and easy storage when not in use
- sleek white laminate work surface with black edge
- use your thumbs to pull out both of the lock releases – then raise with pneumatic assist or push down to lower the desktop to a height that’s right for you – let go of the releases to set it in place
- steel base construction provides solid and long-lasting performance
- non-skid silicone pads protect desktop against scratches or scuffs
- dual pull handles effortlessly adjusts height
- easily move from sitting to standing
- weight capacity 22 lbs.
- work surface thickness: ¼”



SPECS

MODEL NUMBER	DESCRIPTION	W x D x H	LIST PRICE
2182WH	DESKTOP SIT-STAND STAND	31¼ x 21¼ x 1½-15¼"	385.00

TV MOUNT

- can turn almost any workspace into a multimedia area
- mount TVs to tabletops for easy viewing in smaller or collaborative groups
- swivel bolt-down mount allows screen to move +/- 30 degrees so all workers can easily view
- built-in cable management system keeps cords organized
- can be mounted on tabletops 1" thick or greater
- fits screen size: 32" – 55"
- weight capacity: 50 lbs.



SPECS

MODEL NUMBER	DESCRIPTION	COLOR	W x D x H	LIST PRICE
21448L	TV MOUNT	BLACK	21¼ x 5½ x 24¾"	121.00

ERGO-COMFORT® CPU HOLDERS

SWIVEL MOUNT CPU HOLDER

- pulls out 6" and swivels 180° for cable access on the left or right side
- adjusts vertically from 13" to 22" and from 5" to 9" wide
- anti-slip pads
- rated up to 60 lbs.



FIXED-MOUNT CPU HOLDER

- adjusts vertically from 13" to 22" and from 5" to 9" wide
- anti-slip pads
- rated up to 60 lbs.



SPECS

MODEL NUMBER	DESCRIPTION	COLOR	W x D x H	LIST PRICE
D 2175	SWIVEL MOUNT CPU HOLDER	BLACK	9-13 x 13½ x 17½-23¾"	276.00
E 2176	FIXED-MOUNT CPU HOLDER	BLACK	7-11 x 9½ x 14-22½"	196.00

MESH BACKREST

- breathable mesh
- lightweight construction
- elastic strap secures backrest in place
- ideal for office, auto or home
- packed five per carton



SPECS

MODEL NUMBER	COLOR	W x D x H	LIST PRICE
7153BL	BLACK	17½ x 3 x 15"	47.00



REMEDEASE® BACKRESTS

- elastic strap keeps backrest in place
- full-size zipper on machine washable 100% polyester velour cover
- packed five per carton



SPECS

	MODEL NUMBER	DESCRIPTION	COLOR	W x D x H	LIST PRICE
A	71301	FULL HEIGHT	BLACK	14 x 3 x 19½"	78.00
B	71491	HIGH PROFILE	BLACK	12¾ x 4 x 13"	63.00



A



B

SOFTSPOT®

OVERALL FEATURES

- upper edges softly curved for comfort
- Therasoft® cushioning material retains shape
- non-abrasive, anti-static and washable
- packed five per carton

LUMBAR ROLL BACKREST

- supports lumbar or small of the back
- center channel may prevent pressure points on spine
- elastic strap adjusts to fit any chair

LOW PROFILE BACKREST

- supports lower back and spine
- center channel may prevent pressure points on spine
- elastic strap adjusts to fit any chair

SEAT CUSHION

- cut-away contours slope away from pressure points at coccyx (tail bone)
- wedge shape may help maintain spines natural "s" shaped curve



SPECS

MODEL NUMBER	DESCRIPTION	COLOR	W x D x H	LIST PRICE
C 7150BL	LUMBAR ROLL BACKREST	BLACK	14 x 2½ x 8"	49.00
D 7151BL	LOW PROFILE BACKREST	BLACK	14 x 2½ x 11"	74.00
E 7152BL	SEAT CUSHION	BLACK	15½ x 10 x 3"	105.00



MEMORY FOAM LUMBAR SUPPORT BACKREST

- direct support for lower back
- adjustable straps fit any chair
- durable and easy to clean
- packed five per carton



SPECS

MODEL NUMBER	COLOR	W x D x H	LIST PRICE
7154BL	BLACK	14½ x 3¾ x 6¾"	59.00



TASK MASTER® ADJUSTABLE FOOTREST



- may relieve pressure points in workers who stand most of the day
- nine positions and height range of 5½" to 15"
- textured, anti-slip platform that mounts at 8° angle
- heavy-gauge, black tubular steel construction
- locks together easily with button tabs
- pairs well with standing desks



SPECS

MODEL NUMBER	COLOR	OVERALL W x D x H	LIST PRICE
5124	BLACK	20 x 12 x 5½-15"	267.00

STABILIZING FOOTREST

- raised ridges provide a non-slip surface to rest your feet
- sleek and unobtrusive design
- pairs with any desk or table, and many other Safco® Active Collection seats
- inspires movement throughout the workday, which may help to improve circulation and remove pressure from feet and back
- non-marring, butyl rubber feet keep the footrest in place on hard and soft surfaces
- lightweight for easy portability
- rated up to 300 lbs.
- designed by Martin Keen



SPECS

MODEL NUMBER	COLOR	OVERALL L x W x H	LIST PRICE
FFR-1000 ♦	SILVER/BLACK	26 x 14 x 3½"	121.00

♦ THESE PRODUCTS ARE SUBJECT TO CALIFORNIA PROPOSITION 65. PLEASE VISIT THE PRODUCT DETAIL PAGE ON OUR WEBSITE FOR SPECIFIC INFORMATION.

DYNAMIC FOOTREST

- swing bar that allows users to easily stay active by moving the footrest bar
- footrest takes pressure off of foot bones, which can provide ankle support and may promote circulation in the lower body
- allows movement throughout the day and encourages varying postures while working
- bar moves silently to avoid workplace distraction
- pairs well with either sitting or standing workstations
- made of durable, black steel with a powder coat finish
- clean lines and minimal design



SPECS

MODEL NUMBER	COLOR	OVERALL W x D x H	LIST PRICE
2134BL	BLACK	29 x 22 $\frac{3}{4}$ x 26 $\frac{1}{4}$ "	220.00



SHIFT™ ADJUSTABLE-HEIGHT FOOTREST

- create a standing solution for your workspace by pairing with your standing workstation or table
- steel & aluminum construction with nylon platform in black
- platform is 20"W x 12"D
- easy pin hole adjustment to set at desired height for comfort



SPECS

MODEL NUMBER	COLOR	W x D x H	LIST PRICE
2129BL	BLACK	20 $\frac{1}{2}$ x 14 $\frac{1}{2}$ x 21 $\frac{1}{2}$ "	205.00



TILTING FOOTREST

- tilting footrest is both ergonomic and comfortable
- rubber pads on the bottom of the footrest help prevent slipping and floor scratching
- non-skid surface increases foot stability
- increase comfort and activity while working
- may help to increase circulation as well as reduce muscle stiffness
- stay active by using footrest while seated
- footrest may also take pressure off of foot bones, which can provide ankle support
- footrest quietly and easily adjusts to change foot positions as necessary
- pairs well with either desks or tables
- made of steel for durability



SPECS

MODEL NUMBER	COLOR	W x D x H	LIST PRICE
2121BL	BLACK	15 x 12 x 5¼"	70.00

ERGO-COMFORT[®] ADJUSTABLE FOOTRESTS



A



B

3" HEIGHT-ADJUSTABLE FOOTREST

- tilt angle slides to any position
- black with chrome stand
- packed five per carton

5" HEIGHT-ADJUSTABLE FOOTREST

- enables repositioning of feet and legs
- tilt angle slides to any position
- black with chrome stand
- packed four per carton



SPECS

	MODEL NUMBER	COLOR	W x D x H	PLATFORM HEIGHT	LIST PRICE
A	2105	BLACK	18½ x 11½ x 5"	3"	76.00
B	2106	BLACK	18½ x 11½ x 8"	5"	88.00

ACTIVE ANTI-FATIGUE MAT

- made out of thick, pliable polyurethane foam for maximum comfort
- elevated surface points allow for ease of movement and stretching
- mat combines movement features to stay active and polyurethane foam for comfortable standing
- movable glides on bottom to easily slide with feet under workstation when not in use
- active rolling bar allows users to fidget with their feet
- available in black to seamlessly blend into most professional spaces



SPECS

MODEL NUMBER	COLOR	W x D x H	LIST PRICE
2125BL	BLACK	29 x 27 x 3"	192.00



CONTOURED ANTI-FATIGUE MAT

- maintain high levels of comfort with this foam mat for comfortable standing in the workplace
- contoured with deep grooves to create ridges to stand on
- made out of thick, pliable polyurethane foam for maximum comfort
- elevated surface points allow for ease of movement and stretching
- available in black to seamlessly blend into most professional spaces



SPECS

MODEL NUMBER	COLOR	W x D x H	LIST PRICE
2127BL	BLACK	30½ x 27½ x 4¼"	210.00

SAFCO® MOVABLE ANTI-FATIGUE MAT

- a perfect addition to any active workspace
- features 1" of padding for standing comfort to help relieve the pain and fatigue that often accompanies standing
- may help reduce leg and foot fatigue that comes from extended standing
- comes complete with molded glides on the bottom of the mat which allows the user to grip the mat with their feet (without having to bend over and slide out of the way when not in use)
- thick, yet pliable with a discrete design that allows it to easily fit into any workspace without looking bulky
- pairs well with standing desks or tables
- high heels should not be worn with this mat
- available in black to seamlessly blend into most personal workspaces, private offices or collaborative spaces
- available in two sizes to accommodate space needs





SPECS

MODEL NUMBER	COLOR	W x D x H	LIST PRICE
2110BL	BLACK	20 x 30 x 1"	104.00
2111BL	BLACK	24 x 36 x 1"	194.00



*bottom of mat shown



S T O R A G E &
F I L I N G

PUT EVERYTHING IN ITS PLACE

Stuff happens. Safco can help you pull everything together with purposeful storage solutions that keep items housed and organized, whether that's up front and center or in the back room. Our wide range of literature organizers, bookcases, storage carts, and modular storage units provide space-saving remedies that keep the clutter at bay and your office operating more efficiently.

STORAGE & FILING

HOSPITALITY CABINETS	170-171
MAGAZINE RACKS	172-178
LITERATURE ORGANIZERS	179-182
BOOKCASES	183-184
BOOK CARTS	184-185
STORAGE CARTS	185-188
FILE CARTS	189-191
UTILITY/MAIL CARTS	192-195

HOSPITALITY CABINETS

- modular design cabinets to be used in breakrooms, conference areas or in a variety of places where storage is needed
- 3/4" thermal fused, scratch resistant melamine laminate cabinets
- 36" counter-height on base cabinets with 3" high backsplash
- 1" high pressure laminate countertop with 2mm PVC edgeband
- color-matched exterior and interior
- doors feature adjustable soft-close, chrome-plated European hinge and 2mm PVC edgeband
- soft-close, full extension steel ball-bearing slides on drawers
- integrated floor levelers
- easy assembly with cam-lock fasteners
- adjustable shelving on 1700, 1701 and 1702
- flexible grommet in counter top (80mm) and side panels (60mm) for cord pass-through
- individual cabinets attach securely together with metal connector pins
- open back design for access to power outlets
- appliance hutch design allows installation with any base cabinet
- wall mounting hardware not included

Learn 

SPECS

MODEL NUMBER	DESCRIPTION	COLOR	W x D x H	LIST PRICE
1700AN	WALL CABINET	ASIAN NIGHT/BLACK	36 x 15 x 30"	735.00
1700MH	WALL CABINET	MAHOGANY/RUSTIC SLATE	36 x 15 x 30"	735.00
1700VS	WALL CABINET	VANILLA STIX/GRAY	36 x 15 x 30"	735.00
1701AN	2 DOOR/1 DRAWER BASE CABINET	ASIAN NIGHT/BLACK	36 x 25 x 36"	1,429.00
1701MH	2 DOOR/1 DRAWER BASE CABINET	MAHOGANY/RUSTIC SLATE	36 x 25 x 36"	1,429.00
1701VS	2 DOOR/1 DRAWER BASE CABINET	VANILLA STIX/GRAY	36 x 25 x 36"	1,429.00
1702AN	2 DOOR BASE CABINET	ASIAN NIGHT/BLACK	36 x 25 x 36"	1,336.00
1702MH	2 DOOR BASE CABINET	MAHOGANY/RUSTIC SLATE	36 x 25 x 36"	1,336.00
1702VS	2 DOOR BASE CABINET	VANILLA STIX/GRAY	36 x 25 x 36"	1,336.00
1703AN	3 DRAWER BASE CABINET	ASIAN NIGHT/BLACK	36 x 25 x 36"	1,659.00
1703MH	3 DRAWER BASE CABINET	MAHOGANY/RUSTIC SLATE	36 x 25 x 36"	1,659.00
1703VS	3 DRAWER BASE CABINET	VANILLA STIX/GRAY	36 x 25 x 36"	1,659.00
1704AN	WASTE MANAGEMENT BASE CABINET	ASIAN NIGHT/BLACK	36 x 25 x 36"	1,255.00
1704MH	WASTE MANAGEMENT BASE CABINET	MAHOGANY/RUSTIC SLATE	36 x 25 x 36"	1,255.00
1704VS	WASTE MANAGEMENT BASE CABINET	VANILLA STIX/GRAY	36 x 25 x 36"	1,255.00
1705AN	APPLIANCE BASE CABINET	ASIAN NIGHT/BLACK	36 x 25 x 36"	1,450.00
1705MH	APPLIANCE BASE CABINET	MAHOGANY/RUSTIC SLATE	36 x 25 x 36"	1,450.00
1705VS	APPLIANCE BASE CABINET	VANILLA STIX/GRAY	36 x 25 x 36"	1,450.00
1706AN	APPLIANCE HUTCH CABINET	ASIAN NIGHT/BLACK	36 x 18 x 48"	689.00
1706MH	APPLIANCE HUTCH CABINET	MAHOGANY/RUSTIC SLATE	36 x 18 x 48"	689.00
1706VS	APPLIANCE HUTCH CABINET	VANILLA STIX/GRAY	36 x 18 x 48"	689.00
9669	36-GAL. PLASTIC LINER (ORDER TWO)	BLACK	17 x 17 x 27 1/4"	190.00



1700MH



1700VS

AESTHETICS

AN ASIAN NIGHT/BLACK VS VANILLA STIX/GRAY MH MAHOGANY/RUSTIC SLATE



COUNTERTOP	ASIAN NIGHT	GRAY	RUSTIC SLATE
DOORS/DRAWERS	ASIAN NIGHT	VANILLA STIX	MAHOGANY
CABINET SIDE PANELS	BLACK	VANILLA STIX	MAHOGANY



FLEXIBLE GROMMET IN COUNTER TOP



REVEAL™ MAGAZINE & PAMPHLET DISPLAYS

OVERALL PRODUCT DETAILS

- thermoformed, one-piece units with no sharp edges or corners
- wire partition hangers fit all Reveal displays
- wall mounting hardware included

PAMPHLET & SPECIALTY DISPLAYS

- each pocket holds 1¾" of printed material

TABLETOP DISPLAYS

- rotating clear acrylic displays
- easy visibility with two-tier design
- each pocket holds 1" of printed material



5600CL

5604CL



SPECS

MODEL NUMBER	DESCRIPTION	W x D x H	LIST PRICE
5602CL ♦	12 MAGAZINE DISPLAY	30 x 2 x 49"	501.00
5607CL ♦	6 MAGAZINE DISPLAY	30 x 2 x 24½"	334.00
5600CL ♦	6 MAGAZINE/12 PAMPHLET DISPLAY	30 x 2 x 45"	488.00
5605CL ♦	3 MAGAZINE/6 PAMPHLET DISPLAY	30 x 2 x 22½"	328.00
5606CL ♦	6 MAGAZINE/6 PAMPHLET DISPLAY	30 x 2 x 34¾"	432.00
5601CL ♦	24 PAMPHLET DISPLAY	30 x 2 x 41"	482.00
5604CL ♦	12 PAMPHLET DISPLAY	30 x 2 x 20½"	302.00
5608CL ♦	8 PAMPHLET DISPLAY	20½ x 2 x 20½"	279.00
5610CL ♦	12 BOOKLET DISPLAY	30 x 2 x 30"	384.00
5698CL	6 MAGAZINE TRIANGLE TABLETOP	15 x 15 x 14"	225.00

♦ THESE PRODUCTS ARE SUBJECT TO CALIFORNIA PROPOSITION 65. PLEASE VISIT THE PRODUCT DETAIL PAGE ON OUR WEBSITE FOR SPECIFIC INFORMATION.

CLEAR2C™ MAGAZINE & PAMPHLET DISPLAYS



5665CL

- break-resistant polycarbonate plastic pockets
- clear plastic and PETG backing
- each pocket holds 2" of printed material
- pre-assembled with pre-drilled holes, screws and anchors



SPECS

MODEL NUMBER	DESCRIPTION	COLOR	W x D x H	LIST PRICE
5665CL ♦	9 MAGAZINE DISPLAY	CLEAR	29 x 3 x 36"	340.00
5666CL ♦	3 MAGAZINE/6 PAMPHLET DISPLAY	CLEAR	28 x 3 x 23½"	259.00
5667CL ♦	6 MAGAZINE DISPLAY	CLEAR	28¾ x 3 x 23½"	232.00
5668CL ♦	6 MAGAZINE/6 PAMPHLET DISPLAY	CLEAR	29 x 3 x 36"	347.00
5671CL ♦	12 PAMPHLET DISPLAY	CLEAR	28¾ x 3 x 23½"	247.00
5673CL ♦	8 PAMPHLET DISPLAY	CLEAR	19¼ x 3 x 23½"	215.00

♦ THESE PRODUCTS ARE SUBJECT TO CALIFORNIA PROPOSITION 65. PLEASE VISIT THE PRODUCT DETAIL PAGE ON OUR WEBSITE FOR SPECIFIC INFORMATION.



5666CL



5673CL

LUXE™ MAGAZINE DISPLAYS

- silver coated, brushed aluminum frame with clear pockets
- each pocket holds 1" of printed material
- center dividers allow pockets to be sized
- wall mounting hardware included



SPECS

MODEL NUMBER	DESCRIPTION	W x D x H	LIST PRICE
4133SL	3 MAGAZINE/6 PAMPHLET DISPLAY	31¼ x 5 x 15¼"	159.00
4134SL	9 MAGAZINE/18 PAMPHLET DISPLAY	31¼ x 5 x 41"	393.00



4134SL

WOOD DISPLAY RACKS

WALL MOUNT LITERATURE DISPLAY RACKS - 5 & 12 POCKET

- scoop front pockets for easy accessibility
- hardboard dividers and back
- wall mounting hardware included

48 POCKET ROTATING LITERATURE DISPLAY RACK

- scoop front pockets for easy accessibility
- rotates 360° to view all literature



4330CY



4331MH



SPECS

MODEL NUMBER	DESCRIPTION	COLOR	W x D x H	LIST PRICE
4330CY ♦	WALL MOUNT LITERATURE DISPLAY – 5 POCKET	CHERRY	11¼ x 3¾ x 23¾"	185.00
4330MH ♦	WALL MOUNT LITERATURE DISPLAY – 5 POCKET	MAHOGANY	11¼ x 3¾ x 23¾"	185.00
4331MH ♦	WALL MOUNT LITERATURE DISPLAY – 12 POCKET	MAHOGANY	11¼ x 3¾ x 48¾"	298.00
4335MH ♦	ROTATING LITERATURE DISPLAY – 48 POCKET	MAHOGANY	17¼ x 17¼ x 49½"	1,272.00

- ♦ THESE PRODUCTS ARE SUBJECT TO CALIFORNIA PROPOSITION 65. PLEASE VISIT THE PRODUCT DETAIL PAGE ON OUR WEBSITE FOR SPECIFIC INFORMATION.

EXPOSE™ MAGAZINE & PAMPHLET DISPLAYS

- clear plastic front panel for easy visibility
- wood magazine rack with hardboard back
- removable dividers to create space for magazines or pamphlets
- pre-drilled holes, screws and anchors for wall mounting
- decorative screw covers match hardboard backing



SPECS

MODEL NUMBER	DESCRIPTION	COLOR	W x D x H	LIST PRICE
5702MH ♦	9 MAGAZINE/18 PAMPHLET DISPLAY	MAHOGANY	29¾ x 2½ x 38¼"	502.00
5703MH ♦	6 MAGAZINE/12 PAMPHLET DISPLAY	MAHOGANY	29¾ x 2½ x 26¼"	373.00

5702MH



♦ THESE PRODUCTS ARE SUBJECT TO CALIFORNIA PROPOSITION 65. PLEASE VISIT THE PRODUCT DETAIL PAGE ON OUR WEBSITE FOR SPECIFIC INFORMATION.

STEEL MAGAZINE RACKS

- durable steel construction
- powder coat finish for durability
- mounts to wall or stands on floor with steel base (order separately)
- wall mounting hardware is included



SPECS

MODEL NUMBER	DESCRIPTION	COLOR	W x D x H	LIST PRICE
4321BL	11 POCKETS	BLACK	10 x 4 x 36¼"	196.00
4321GR	11 POCKETS	GRAY	10 x 4 x 36¼"	196.00
4322BL	23 POCKETS	BLACK	10 x 4 x 65½"	283.00
4322GR	23 POCKETS	GRAY	10 x 4 x 65½"	283.00
4323BL	STEEL BASE	BLACK	10 x 14 x 5¼"	52.00
4323GR	STEEL BASE	GRAY	10 x 14 x 5¼"	52.00

4321BL



4322GR

4323GR



SHOWN WITH OPTIONAL STEEL BASE.

ONYX™ MAGAZINE STAND AND POCKET DISPLAYS

OVERALL PRODUCT DETAILS

- steel mesh construction with black powder coat finish for long-lasting durability
- complements the entire Onyx™ line of products for a cohesive, professional work environment
- rolled edges are smooth to the touch and aesthetically pleasing

ONYX™ WALL MOUNTED 4 POCKET DISPLAY

- features four front pockets
- mounting hardware included

ROTATING 16 POCKET MESH MAGAZINE STAND

- four-sided magazine rack rotates a full 360°
- features 16 full front pockets to hold a range of literature or magazines
- stable floor standing unit
- aesthetically designed base great for use in lobbies, waiting rooms, breakrooms, shared office spaces, etc. for storing and displaying magazines and other literature

ONYX™ WALL MOUNTED SINGLE POCKET DISPLAY

- features single full front pocket
- mounting hardware included



SPECS

MODEL NUMBER	DESCRIPTION	W x D x H	LIST PRICE
5580BL	ROTATING MESH MAGAZINE STAND – 16 POCKET	18 x 18 x 58"	495.00
5591BL	WALL MOUNTED MAGAZINE DISPLAY – SINGLE POCKET	10 x 3½ x 11¼"	57.00
5592BL	WALL MOUNTED MAGAZINE DISPLAY – 4 POCKET	10 x 3¾ x 46½"	142.00



5580



5592



5591

WIRED DISPLAY RACKS



ROTARY FLOOR MAGAZINE DISPLAY

- full view front
- four layers rotate independently
- compact knock-down design with 16 display compartments
- welded wire construction
- mobile on five dual-wheel casters (two locking)

ROTARY FLOOR BROCHURE DISPLAY

- 32 compartments
- four viewing levels rotate independently
- compact knock-down design
- welded wire construction
- mobile on five dual-wheel casters (two locking)

SPECS

MODEL NUMBER	DESCRIPTION	COLOR	W x D x H	LIST PRICE
4139CH	ROTARY FLOOR MAGAZINE DISPLAY	CHARCOAL	15 x 15 x 60"	392.00
4128CH	ROTARY FLOOR BROCHURE DISPLAY	CHARCOAL	15 x 15 x 60"	399.00



4139CH



4128CH



IMAGE FEATURES VY™ CHAIRS (PG. 42), PUBLIC SQUARE® RECEPTACLES (PG. 211), CHA-CHA™ TABLES (PG. 93).

ONYX™ LITERATURE DISPLAYS

OVERALL PRODUCT DETAILS

- steel mesh construction
- black powder coat finish for durability
- rolled mesh design is smooth to the touch and aesthetically pleasing
- complement entire Onyx™ line of products

MESH ROTATING MAGAZINE STAND

- rotating magazine stand
- three-sided rack rotates 360°
- floor standing units feature 30, ¾" capacity pockets

MESH WALL MOUNT MAGAZINE RACKS

- five and 10 pocket magazine racks
- wall mounting hardware included

MESH FREE-STANDING DISPLAYS

- 6461BL designed to display magazines and materials on the floor and not take up valuable counter space
- 5642BL packed six per carton



5577BL



5578BL



5579BL



SPECS

MODEL NUMBER	DESCRIPTION	COLOR	W x D x H	LIST PRICE	
5577BL *	MESH ROTATING MAGAZINE STAND – 30 POCKET	BLACK	16½ x 16½ x 66"	518.00	◀ Learn
5578BL	MESH WALL MOUNT MAGAZINE RACK – 5 POCKET	BLACK	10¼ x 3½ x 28½"	118.00	
5579BL	MESH WALL MOUNT MAGAZINE RACK – 10 POCKET	BLACK	10¼ x 3½ x 50¾"	179.00	
6461BL	MESH FLOOR DISPLAY – 5 POCKET	BLACK	12½ x 18½ x 46"	121.00	



6461BL


WOOD/CORRUGATED LITERATURE ORGANIZERS

- economical organization
- compressed 5/8" wood cabinetry with laminate finish and solid fiberboard back
- corrugated fiberboard inserts
- shelves can be removed to create larger storage areas
- letter-sized compartments
- black plastic molding and labeling area (labels included)

Learn  

SPECS

MODEL NUMBER	COMPARTMENTS	COLOR	W x D x H	LIST PRICE
9401MO	12	MEDIUM OAK	29 x 12 x 12"	144.00
9402MO	24	MEDIUM OAK	29 x 12 x 23½"	172.00
9403MO	36	MEDIUM OAK	29 x 12 x 34½"	221.00



WOOD ADJUSTABLE-COMPARTMENT LITERATURE ORGANIZERS

- compressed wood with laminate finish and solid fiberboard back
- hardboard shelves form letter-size compartments or reconfigure for larger items
- 9422 includes plastic rod adapter to store cds in bottom two compartments
- black plastic molding and labeling area (labels not included)
- 39¼" wide units can be stacked up to three high or 72 compartments
- 9494 includes two drawers for storage of supplies



Learn S

SPECS

MODEL NUMBER	COMPARTMENTS	COLOR	W x D x H	LIST PRICE
9422GR	16 ADJUSTABLE-COMPARTMENTS	GRAY	19½ x 11¼ x 21"	179.00
9422MO	16 ADJUSTABLE-COMPARTMENTS	MEDIUM OAK	19½ x 11¼ x 21"	179.00
9423GR	24 ADJUSTABLE-COMPARTMENTS	GRAY	39¼ x 11¼ x 16¼"	225.00
9423MO	24 ADJUSTABLE-COMPARTMENTS	MEDIUM OAK	39¼ x 11¼ x 16¼"	225.00
9424GR	36 ADJUSTABLE-COMPARTMENTS	GRAY	39¼ x 11¼ x 24"	274.00
9424MO	36 ADJUSTABLE-COMPARTMENTS	MEDIUM OAK	39¼ x 11¼ x 24"	274.00
9494GR	32 ADJUSTABLE-COMPARTMENTS, 2 DRAWERS	GRAY	39¼ x 11¼ x 25¼"	316.00
9494MO	32 ADJUSTABLE-COMPARTMENTS, 2 DRAWERS	MEDIUM OAK	39¼ x 11¼ x 25¼"	316.00



E-Z STOR® WOOD LITERATURE ORGANIZERS

- durable ¾" furniture-grade compressed wood construction
- hardboard shelves hold up to 750 sheets
- individual compartment shelves are removable to expand compartment size
- black plastic label holders (labels included)
- easy assembly with cam-lock system

Learn   

SPECS

MODEL NUMBER	DESCRIPTION	COMPARTMENTS	COLOR	W x D x H	LIST PRICE
9311CY	WOOD LITERATURE ORGANIZERS	24	CHERRY	40 x 11¼ x 23"	530.00
9311MH	WOOD LITERATURE ORGANIZERS	24	MAHOGANY	40 x 11¼ x 23"	530.00
9321CY	WOOD LITERATURE ORGANIZERS	36	CHERRY	40 x 11¼ x 32½"	640.00
9321MH	WOOD LITERATURE ORGANIZERS	36	MAHOGANY	40 x 11¼ x 32½"	640.00
9331CY	WOOD LITERATURE ORGANIZERS	60	CHERRY	40 x 11¼ x 52¼"	1,061.00
9331MH	WOOD LITERATURE ORGANIZERS	60	MAHOGANY	40 x 11¼ x 52¼"	1,061.00



VALUE SORTER® LITERATURE ORGANIZERS

- steel shell with support shelves and solid fiberboard back for stability and durability
- compartments made of heavy-duty corrugated fiberboard
- oversized compartments hold up to 550 sheets of letter-size paper
- shelf fronts have built-in label holders (labels included)
- compartments: 9¾" w x 12½" d x 2½" h
- metal shelving connector & kit patent no. 5944439

SPECS

MODEL NUMBER	DESCRIPTION	COMPARTMENTS	COLOR	W x D x H	LIST PRICE
7111BL	STEEL LITERATURE ORGANIZERS	24	BLACK	32¼ x 13½ x 25¾"	307.00
7111MO	STEEL LITERATURE ORGANIZERS	24	MEDIUM OAK	32¼ x 13½ x 25¾"	307.00
7121BL	STEEL LITERATURE ORGANIZERS	36	BLACK	32¼ x 13½ x 38"	356.00
7121MO	STEEL LITERATURE ORGANIZERS	36	MEDIUM OAK	32¼ x 13½ x 38"	371.00
7131BL	STEEL LITERATURE ORGANIZERS	72	BLACK	32¼ x 13½ x 75"	613.00
7131MO	STEEL LITERATURE ORGANIZERS	72	MEDIUM OAK	32¼ x 13½ x 75"	627.00



E-Z STOR® ORGANIZERS



Learn

STEEL PROJECT ORGANIZERS



- steel frame, shelves and dividers
- fiberboard back
- interlocking design of shelves and dividers
- shelf fronts serve as label holders
- floor, desk or wall mounted with optional wall mount brackets, available for 9254GR and 9264GR
- all hardware included
- compartments: 12"w x 15¼"d x 4¾"h

STEEL LITERATURE ORGANIZERS

- steel frame, shelves and dividers
- fiberboard back
- each compartment holds up to 750 sheets
- interlocking design of shelves and dividers for extra strength
- shelf fronts serve as label holders
- quick-connect, uni-lock steel shell
- floor, desk or wall mounted with optional wall mount brackets (only 9211 and 9221 are wall mountable)
- all hardware included
- compartments: 9"w x 12¼"d x 3"h

SPECS

MODEL NUMBER	DESCRIPTION	COMPARTMENTS	COLOR	W x D x H	LIST PRICE
9254GR	STEEL PROJECT ORGANIZERS (HOLDS 18,000 SHEETS)	12	GRAY	37½ x 15¼ x 25¼"	753.00
9264GR	STEEL PROJECT ORGANIZERS (HOLDS 28,000 SHEETS)	18	GRAY	37½ x 15¼ x 36½"	837.00
9274GR	STEEL PROJECT ORGANIZERS (HOLDS 46,000 SHEETS)	30	GRAY	37½ x 15¼ x 60"	1,279.00
9211BLR	STEEL LITERATURE ORGANIZERS	24	BLACK	37½ x 12¼ x 25¼"	604.00
9211GRR	STEEL LITERATURE ORGANIZERS	24	GRAY	37½ x 12¼ x 25¼"	604.00
9211TSR	STEEL LITERATURE ORGANIZERS	24	TROPIC SAND	37½ x 12¼ x 25¼"	604.00
9221BLR	STEEL LITERATURE ORGANIZERS	36	BLACK	37½ x 12¼ x 36½"	741.00
9221GRR	STEEL LITERATURE ORGANIZERS	36	GRAY	37½ x 12¼ x 36½"	741.00
9221TSR	STEEL LITERATURE ORGANIZERS	36	TROPIC SAND	37½ x 12¼ x 36½"	741.00
9231BLR	STEEL LITERATURE ORGANIZERS	60	BLACK	37½ x 12¼ x 60"	1,164.00
9231GRR	STEEL LITERATURE ORGANIZERS	60	GRAY	37½ x 12¼ x 60"	1,164.00
9231TSR	STEEL LITERATURE ORGANIZERS	60	TROPIC SAND	37½ x 12¼ x 60"	1,164.00
9241BLR	STEEL LITERATURE ORGANIZERS	72	BLACK	37½ x 12¼ x 71"	1,303.00
9241GRR	STEEL LITERATURE ORGANIZERS	72	GRAY	37½ x 12¼ x 71"	1,303.00
9241TSR	STEEL LITERATURE ORGANIZERS	72	TROPIC SAND	37½ x 12¼ x 71"	1,303.00
9200BL	WALL MOUNT BRACKETS		BLACK		105.00



VALUEMATE® BOOKCASES



- shelves and exterior constructed of steel
- back constructed of fiberboard
- 12" deep shelves
- shelves adjust in 1" increments during assembly
- plastic, snap-in radius corners for easy assembly
- fixed bottom and top shelves
- 7172, 7173 and 7174 contain additional fixed shelf

SPECS

MODEL NUMBER	SHELVES	COLOR	W x D x H	LIST PRICE
7170BL	2	BLACK	31¼ x 13½ x 28"	221.00
7170GR	2	GRAY	31¼ x 13½ x 28"	221.00
7171BL	3	BLACK	31¼ x 13½ x 41"	258.00
7171GR	3	GRAY	31¼ x 13½ x 41"	258.00
7172BL	4	BLACK	31¼ x 13½ x 54"	335.00
7172GR	4	GRAY	31¼ x 13½ x 54"	335.00
7173BL	5	BLACK	31¼ x 13½ x 67"	409.00
7173GR	5	GRAY	31¼ x 13½ x 67"	409.00
7174BL	6	BLACK	31¼ x 13½ x 80"	468.00
7174GR	6	GRAY	31¼ x 13½ x 80"	468.00

AESTHETICS

COLOR



BL BLACK / GR GRAY



MOOD™ OFFICE FURNITURE

OVERALL FEATURES

- great for use in small or home offices, classrooms or personal workspaces
- constructed of sturdy black powder coated steel with a laminate gray woodgrain finish for long-lasting durability
- contemporary style
- complements entire line of Mood products

BOOKCASE

- four shelves for storage of books, files, office supplies or other resources
- wall anchors included for stability
- great for storage and organization

STORAGE PEDESTAL

- two drawers provide space-saving storage
- additional open compartment for added storage space or a pull out letter-sized file holder
- mobile on four casters (two locking)



SPECS

MODEL NUMBER	DESCRIPTION	COLOR	W x D x H	LIST PRICE
1903GR	BOOKCASE	GRAY	31¼ x 12 x 59"	440.00
1906GR	STORAGE PEDESTAL	GRAY	17¼ x 17¼ x 30"	346.00

1903GR



1906GR



SHOWN WITH PULLOUT FILE HOLDER.

SCOOT™ BOOK CARTS

- steel cart with tubular steel legs and black powder coat finish for durability
- available in single and double-sided styles
- single-sided cart has three slanted shelves 12½"d x 12¼"h
- double-sided cart has six slanted shelves 8"d with 12" between shelves
- includes height-adjustable side file pocket
- unique hole pattern design
- mobile on oversized casters
- complements entire Scoot line of products

Learn



SPECS

MODEL NUMBER	DESCRIPTION	COLOR	W x D x H	LIST PRICE
5335BL	DOUBLE-SIDED – 6 SHELF CART	BLACK	41¼ x 17¼ x 41¼"	633.00
5336BL	SINGLE-SIDED – 3 SHELF CART	BLACK	33 x 14¼ x 44¼"	511.00

5335BL



5358SA



STEEL SHELF BOOK CARTS

- 100% steel design
- fully welded
- three shelf single-sided model
- six shelf double-sided model
- mobile on four casters (2 locking)
- ships fully assembled

Learn 

SPECS

MODEL NUMBER	DESCRIPTION	COLOR	W x D x H	LIST PRICE
5357SA	DOUBLE-SIDED BOOK CART – 6 SHELF	SAND	36 x 18½ x 43½"	790.00
5358SA	SINGLE-SIDED BOOK CART – 3 SHELF	SAND	36 x 14½ x 43½"	657.00

5370BL



5373BL



SCOOT™ MOBILE FILES

- accommodates letter or legal-size folders
- additional side pockets for active files to hold extra supplies
- 5370BL includes locking laminate top
- unique hole pattern design
- mobile on over-sized swivel casters (two locking)
- complements entire Scoot line of product solutions



SPECS

MODEL NUMBER	DESCRIPTION	COLOR	W x D x H	LIST PRICE
5370BL	MOBILE FILE WITH WORK SURFACE	BLACK	29¾ x 18¾ x 27"	531.00
5373BL	OPEN TOP MOBILE FILE	BLACK	28 x 14¾ x 26"	378.00

ROLLING STORAGE CART

- provides mobile storage while complementing standing-height desks
- two drawers for storage
- side storage compartment for personal belongings
- white melamine top surface can be used for storage or as a work surface
- hook to hang bag /coat
- five casters (two locking)
- fifth caster under drawer to prevent unit from tipping

Learn **PROP 65**  

SPECS

MODEL NUMBER	DESCRIPTION	COLOR	W x D x H	LIST PRICE
5202WH ♦	SILVER FRAME WITH WHITE TOP	WHITE	28 x 20 x 33½"	811.00

♦ THESE PRODUCTS ARE SUBJECT TO CALIFORNIA PROPOSITION 65. PLEASE VISIT THE PRODUCT DETAIL PAGE ON OUR WEBSITE FOR SPECIFIC INFORMATION.



MINI ROLLING STORAGE CART

- compact storage cart, mobile on four casters
- perfect for desk-side mobile storage or pairs well with standing-height desk options
- two storage shelves to maintain organization
- wood sliding work surface
- cart handle features a hook to hang backpacks, purses, jackets, etc.
- perforated side panels for appealing aesthetics
- easy assembly for user convenience

Learn  

SPECS

MODEL NUMBER	DESCRIPTION	W x D x H	LIST PRICE
5209WH	MINI ROLLING STORAGE CART	25 x 15 x 34½"	449.00

WHIFFLE™ TYPICALS NEW

- built to last with HPL worksurface and 3/4"-thick particleboard with thermal-fused laminate (TFL) on both sides
- magnetic, dry-erase laminate on the back of each unit
- designed for durability with a powder-coated steel frame, 2mm PVC edge banding on side panels and top worksurface, and 1mm PVC edge banding on remaining parts.
- allows for mobility throughout a space with heavy-duty, 360-degree swivel casters
- vibrant color options to create an engaging environment
- saves time with easy, 30-minute assembly.
- provides cable management with grommet holes at the bottom of the units

Learn PROP 65

SPECS

MODEL NUMBER	DESCRIPTION	W x D x H	LIST PRICE
3921	WHIFFLE™ TYPICAL 1 SINGLE 27¼"	16½ x 19¼ x 27¼"	1,140.00
3922	WHIFFLE™ TYPICAL 2 DOUBLE 48"	30 x 19¼ x 48"	1,736.00
3923	WHIFFLE™ TYPICAL 3 DOUBLE 48"	30 x 19¼ x 48"	1,598.00
3924	WHIFFLE™ TYPICAL 4Å TRIPLE 60"	43¼ x 19¼ x 60"	2,806.00
3925	WHIFFLE™ TYPICAL 5 DOUBLE 60"	30 x 19¼ x 60"	2,194.00
3926	WHIFFLE™ TYPICAL 6 SINGLE 27¼"	16½ x 19¼ x 27¼"	1,233.00
3927	WHIFFLE™ TYPICAL 7 SINGLE 48"	16½ x 19¼ x 48"	1,609.00
3928	WHIFFLE™ TYPICAL 8 DOUBLE 60"	30 x 19¼ x 60"	2,262.00

ADDITIONAL MODELS ON NEXT PAGE

AESTHETICS

LAMINATE FINISH TYPICALS 1-12



SBU BLUE / RD RED / GRY GRAY

LAMINATE FINISH TYPICALS 13-15



SBU BLUE / EBU ELECTRIC BLUE / RD RED / GRN GREEN / GRY GRAY



3921
TYPICAL 1



3922
TYPICAL 2



3923
TYPICAL 3



3924
TYPICAL 4



3925
TYPICAL 5



3926
TYPICAL 6



3927
TYPICAL 7



3928
TYPICAL 8

WHIFFLE™ TYPICALS (CONT.) NEW

MODEL NUMBER	DESCRIPTION	W x D x H	LIST PRICE
3929	WHIFFLE™ TYPICAL 9 TRIPLE 27¼"	43¼ x 19¼ x 27¼"	1,754.00
3930	WHIFFLE™ TYPICAL 10 TRIPLE 48"	43¼ x 19¼ x 48"	2,397.00
3931	WHIFFLE™ TYPICAL 11 TRIPLE 48"	43¼ x 19¼ x 48"	2,119.00
3932	WHIFFLE™ TYPICAL 12 TRIPLE 60"	43¼ x 19¼ x 60"	3,011.00
3933	WHIFFLE™ TYPICAL 13 DOUBLE 27¼"	30 x 19¼ x 27¼"	1,448.00
3934	WHIFFLE™ TYPICAL 14 DOUBLE 48"	30 x 19¼ x 48"	2,072.00
3935	WHIFFLE™ TYPICAL 15 DOUBLE 60"	30 x 19¼ x 60"	2,495.00

AESTHETICS

LAMINATE FINISH TYPICALS 1-12



SBU BLUE / RD RED / GRY GRAY

LAMINATE FINISH TYPICALS 13-15



SBU BLUE / EBU ELECTRIC BLUE / RD RED / GRN GREEN / GRY GRAY



3929
TYPICAL 9



3930
TYPICAL 10



3931
TYPICAL 11



3932
TYPICAL 12



3933
TYPICAL 13



3934
TYPICAL 14



3935
TYPICAL 15



IMAGE FEATURES ALPHABETTER® 2.0 (PG. 105),
SOFT SEATING (PG. 54).

ONYX™ FILE CARTS

OVERALL PRODUCT DETAILS

- steel mesh
- tubular steel frame
- black powder coat finish for durability
- mobile on four casters (two locking)
- rolled mesh is smooth to the touch and aesthetically pleasing
- complements entire Onyx™ line of products

MESH ROLLING FILE CUBE

- letter-size mobile file cube
- stores under most desks or work surfaces

MESH FILE CART - 2 FILE DRAWERS

- two letter-size file cubes
- top shelf stores additional supplies

MESH FILE CART - 1 FILE DRAWER AND 2 SMALL DRAWERS

- letter-size hanging file cube
- two storage drawers
- top shelf stores additional supplies

MESH FILE CART - 4 DRAWERS

- four storage drawers
- top shelf stores additional supplies

MESH OPEN FILE CART - DRAWERS

- open storage area for hanging letter files
- two storage drawers for supplies

SPECS

MODEL NUMBER	DESCRIPTION	COLOR	W x D x H	LIST PRICE
5211BL	MESH ROLLING FILE CUBE	BLACK	13½ x 16¾ x 13"	89.00
5212BL	MESH FILE CART – 2 FILE DRAWERS	BLACK	15¾ x 17 x 27"	197.00
5213BL	MESH FILE CART – 1 FILE DRAWER AND 2 SMALL DRAWERS	BLACK	15¾ x 17 x 27"	211.00
5214BL	MESH FILE CART – 4 DRAWERS	BLACK	15¾ x 17 x 27"	229.00
5215BL	MESH OPEN FILE CART – DRAWERS	BLACK	15¾ x 17 x 27"	195.00



5212BL



5213BL



5214BL



5215BL

MOBILE STEEL TUB FILES

MOBILE FILE WITH LOCKING TOP

- steel mobile file with locking cover
- accommodates letter and legal-size hanging files
- two rows of filing hold up to 100 letter-size or 50 letter and 50 legal-size hanging files
- bottom shelf for additional supplies
- durable powder coat finish
- mobile on four 2½" casters (two locking)



SPECS

MODEL NUMBER	DESCRIPTION	COLOR	W x D x H	LIST PRICE
5353BL	MOBILE FILE WITH LOCKING TOP	BLACK	33¼ x 17 x 27"	608.00

STEEL MINI PEDESTAL

- steel mobile pedestal with box/file drawers for convenient storage and organization
- fits both letter and legal-size folders to easily store when not in use
- features a lock on the drawers to ensure secure storage
- pedestal is mobile on four casters, 2 locking and 2 non-locking, and also features a pull handle for easy movement
- constructed of sturdy, powder coated steel for long-lasting durability
- optional charcoal cushion can be added to the top to create a mobile seat
- cushion attaches with Velcro® strips for quick and easy assembly
- includes pencil tray, drawer insert

LDSPEDS5



SPECS

MODEL NUMBER	DESCRIPTION	W x D x H	LIST PRICE
LDSPEDG5	PEDESTAL, WHITE	10½ x 22 x 21"	413.00
LDSPEDS5	PEDESTAL, BLACK	10½ x 22 x 21"	413.00
LDSPEDP5	PEDESTAL, GRAY	10½ x 22 x 21"	413.00
LDSPEDKITG5	PEDESTAL AND CUSHION, WHITE	10½ x 22 x 22½"	489.00
LDSPEDKITS5	PEDESTAL AND CUSHION, BLACK	10½ x 22 x 22½"	489.00
LDSPEDKITP5	PEDESTAL AND CUSHION, GRAY	10½ x 22 x 22½"	489.00

AESTHETICS

STEEL FINISH



S5 BLACK / G5 WHITE / P5 GRAY

MOBILE STEEL TUB FILES

OVERALL PRODUCT DETAILS

- top viewing design for easy access to files
- mobile on four casters (two locking)
- ships fully assembled except casters

EXTRA DEEP LOCKING TUB FILES WITH LOWER SHELF

- extra deep design
- steel construction with locking lid (two keys included)
- letter-size model also accommodates legal-sized hanging folders
- bottom shelf for additional supplies

LOCKING TUB FILES WITH FILE DRAWER

- durable steel construction for daily use
- tub file on top and full suspension bottom file drawer
- both lid and file drawer lock (four keys included)
- legal-sized hanging folders

STANDARD LOCKING TUB FILE

- steel construction with locking lid (two keys included)
- accommodates letter-size hanging files
- additional file rails included
- lower shelf for additional supplies



5361BL



5362BL



5364BL



SPECS

MODEL NUMBER	DESCRIPTION	COLOR	W x D x H	LIST PRICE
5361BL	STANDARD MOBILE TUB FILE WITH LOCK, LETTER-SIZE	BLACK	13½ x 19¼ x 28"	327.00
5362BL	EXTRA DEEP MOBILE TUB FILE WITH LOCK, LETTER-SIZE	BLACK	13½ x 24¾ x 28¼"	353.00
5364BL	LOCKING MOBILE TUB FILE WITH DRAWER, LETTER-SIZE	BLACK	17 x 26 x 28"	760.00



WIRE MOBILE FILES

- steel wire construction
- accommodates letter and legal-size hanging folders
- fits under most work surfaces
- mobile on four casters (two locking)
- lower shelf stores additional supplies



SPECS

MODEL NUMBER	COLOR	W x D x H	LIST PRICE
5201BL	BLACK	14 x 24 x 20½"	155.00
52016R	METALLIC GRAY	14 x 24 x 20½"	155.00

MOBILE PROJECT FILES

- accommodates letter or legal-size folders
- ¾" tubular steel frame with wire file supports
- lipped bottom shelf securely holds supplies
- mobile on four casters (two locking)



SPECS

MODEL NUMBER	COLOR	DESCRIPTION	W x D x H	LIST PRICE
5224BL	BLACK	DESK SIDE FILE	17¼ x 13 x 22"	108.00



TWO-TIER ROLLING FILE CART

- two full tiers of filing space
- steel wire construction with scratch-resistant black powder coat finish
- accommodates letter and legal-size folders
- letter-size files can be placed in two rows front to back or one, lengthwise row
- mobile on four casters (two locking)



SPECS

MODEL NUMBER	COLOR	W x D x H	LIST PRICE
5278BL	BLACK	25¼ x 14 x 29¼"	255.00



COMPACT MOBILE FILE CART

- steel wire construction
- accommodates letter or legal-size folders
- bottom shelf for supplies
- tucks under most work surfaces to free up valuable floor space
- mobile on four casters (two locking)



SPECS

MODEL NUMBER	COLOR	W x D x H	LIST PRICE
5277BL	BLACK	15½ x 14 x 19¼"	145.00

GO CART™ MOBILE CARTS

- compressed wood with laminate finish
- adjustable literature trays
- four removable plastic tubs, each offering 5" of space for letter-size hanging files
- six pullout, letter-size shelves form up to eight letter-size compartments
- fits under most work surfaces
- each shelf holds up to 100 lbs., evenly distributed
- mobile on four casters (two locking)



SPECS

MODEL NUMBER	COMPARTMENTS	COLOR	W x D x H	LIST PRICE
5390BL	8	BLACK	21½ x 14½ x 26¼"	370.00

AESTHETICS

COLOR



BL BLACK / GR GRAY





SCOOT™ UTILITY CART-3 SHELF

- pure steel construction
- adjustable-height side pocket
- black powder coat finish for durability
- unique hole pattern design
- mobile on 3" over-sized casters (two locking)
- complements the entire Scoot line of products



Learn **S**

SPECS

MODEL NUMBER	COLOR	W x D x H	LIST PRICE
53398L	BLACK	31 x 18 x 38"	562.00

WIRE UTILITY CARTS

- shelves adjust in 1" increments
- black plastic shelf liner included for each shelf
- mobile on four swivel 3" nylon casters
- each shelf holds up to 200 lbs.



Learn **U** **S**

SPECS

MODEL NUMBER	DESCRIPTION	COLOR	W x D x H	LIST PRICE
53378L	2 SHELF, RATED UP TO 400 LBS.	BLACK	43¾ x 19¼ x 40½"	266.00
53388L	3 SHELF, RATED UP TO 600 LBS.	BLACK	43¾ x 19¼ x 40½"	319.00



53388L

MAIL CARTS

SCOOT™ MAIL CARTS

- steel construction
- top basket holds legal-sized folders
- bottom shelf with lip for parcels or additional supplies
- handle for easy transport and side pocket for easy access to files
- unique hole pattern design
- mobile on 3" front swivel casters and oversized, 8" rear wheels
- complements the entire Scoot line of products



52398L

WIRE MAIL CARTS

- welded wire construction with dual handles
- top basket holds legal file folders
- bottom shelf accommodates parcels or additional supplies
- mobile on 4" swivel casters (two locking)
- rated up to 200 lbs. per shelf



SPECS

MODEL NUMBER	DESCRIPTION	COLOR	W x D x H	LIST PRICE
52388L	SCOOT 20" CART (75 LEGAL FOLDERS)	BLACK	22 x 27 x 40½"	498.00
52398L	SCOOT 32" CART (150 LEGAL FOLDERS)	BLACK	22½ x 39½ x 40¾"	694.00
52356R	WIRE 24" CART (75 LEGAL FOLDERS)	GRAY	26¾ x 18¾ x 38½"	471.00
52366R	WIRE 36" CART (150 LEGAL FOLDERS)	GRAY	39 x 18¾ x 38½"	582.00



52366R



F A C I L I T I E S

WELCOME TO THE HARDEST WORKING SECTION OF THE CATALOG.

If the job requires moving heavy things, collecting things or carrying bulky things, you'll find many qualified applicants here. These products do the hard work, the dirty work and even the environmental work, without ever taking a day off. And you thought your job was tough.

FACILITIES

TRASH CANS	198-215
LOCKERS	216-217
MAIL ROOM	218-219
SHELVING	220-224
HAND TRUCKS	225-229

OPEN TOP RECEPTACLES

- large capacity is ideal for high traffic areas
- receptacle is beautifully curved for an eye-pleasing look that can easily be used in any first impression areas
- powder coat finish for durability
- lid easily pulls off to hide bag with removable rigid plastic liner included
- large 14 and 30 gallon capacity
- available standard in black, silver or white powder coat finish



Learn **S**

SPECS

MODEL NUMBER	CAPACITY	COLOR	DIA x H	LIST PRICE
9920BL	30 GAL.	BLACK	20 x 33 1/4"	591.00
9920WH	30 GAL.	WHITE	20 x 33 1/4"	591.00
9920SL	30 GAL.	SILVER	20 x 33 1/4"	591.00
9921BL	14 GAL.	BLACK	16 x 29"	396.00
9921WH	14 GAL.	WHITE	16 x 29"	396.00
9921SL	14 GAL.	SILVER	16 x 29"	396.00



NOOK™ INDOOR WASTE RECEPTACLES

- steel frame with perforated steel panels
- black powder coat finish for durability
- removable rigid plastic liner included
- available in 13 or 20 gallon capacity

Learn **PROP 65** **S**

SPECS

MODEL NUMBER	CAPACITY	COLOR	W x D x H	LIST PRICE
9961BL ♦	13 GAL.	BLACK	16 1/2 x 16 1/2 x 29 1/2"	679.00
9960BL ♦	20 GAL.	BLACK	21 x 21 x 34"	782.00

♦ THESE PRODUCTS ARE SUBJECT TO CALIFORNIA PROPOSITION 65. PLEASE VISIT THE PRODUCT DETAIL PAGE ON OUR WEBSITE FOR SPECIFIC INFORMATION.



9961BL

9960BL

DOME / OPEN TOP CANS

- puncture-resistant steel
- double lock seams for durability
- push top dome with spring-loaded, self-closing door
- open top dome receptacle with 8½" opening
- both styles include removable galvanized inner liner
- 35 gallon open top includes bag retainer ring
- variety of color and style options to suit any space needs

PROP 65 **S**



SPECS

MODEL NUMBER	DESCRIPTION	CAPACITY	COLOR	DIA x H	LIST PRICE
9677NC	OPEN TOP	35 GAL.	BLACK SPECKLE	19¼ x 28½"	543.00
9871	DOME OPEN TOP	15 GAL.	CHROME/BLACK	15 x 34"	524.00
9875	DOME OPEN TOP	15 GAL.	CHROME	15 x 34"	713.00
9695	OPEN TOP	35 GAL.	CHROME	18½ x 29½"	862.00
9639BL	OPEN DOME TOP	15 GAL.	BLACK	15 x 34"	392.00
9639WH	OPEN DOME TOP	15 GAL.	WHITE	15 x 34"	392.00
9636BL ♦	DOME PUSH TOP	15 GAL.	BLACK	15 x 35"	427.00



9677NC



9875



9695

♦ THESE PRODUCTS ARE SUBJECT TO CALIFORNIA PROPOSITION 65. PLEASE VISIT THE PRODUCT DETAIL PAGE ON OUR WEBSITE FOR SPECIFIC INFORMATION.



9639WH



9639BL



9636BL

PUSH TOP RECEPTACLES

OVERALL PRODUCT DETAILS

- steel construction
- base includes corner hooks for attaching bag liners
- includes no-mar nylon feet and matching color vinyl bumpers
- optional rigid plastic liner

PUSH TOP RECEPTACLES

- puncture-resistant steel with double lock seams
- two-way, self-closing doors
- black powder coat finish with chrome doors
- comes with base and lid

STAINLESS STEEL PUSH TOP RECEPTACLE BASE

- brushed stainless steel
- 36 gallon measures 18"w x 18"d x 30"h

STAINLESS STEEL PUSH TOP LID

- snug-fitting, positive-action, self-closing doors
- lift-off, two-way push style lid
- 36 gallon measures 18"w x 18"d x 9¼"h

OPTIONAL RIGID PLASTIC LINERS

- rigid plastic construction
- 21 or 36 gallon capacity



SPECS

MODEL NUMBER	DESCRIPTION	CAPACITY	COLOR	W x D x H	LIST PRICE
9893	PUSH TOP RECEPTACLE	21 GAL.	BLACK	14 x 14 x 37½"	412.00
9895	PUSH TOP RECEPTACLE	36 GAL.	BLACK	18 x 18 x 37½"	525.00
9663SS	BASE	36 GAL.	STAINLESS STEEL	18 x 18 x 30"	566.00
9662SS	PUSH TOP LID	36 GAL.	STAINLESS STEEL	18 x 18 x 9¼"	373.00
9668	PLASTIC LINER	21 GAL.	BLACK	13 x 13 x 27½"	140.00
9669	PLASTIC LINER	36 GAL.	BLACK	17 x 17 x 27¼"	190.00



PUSH TOP LID WITH EASY TWO-WAY PUSH ACCESS



HANGING HOOKS SECURE LINER BAGS COMPLETELY INSIDE PUSH TOP UNIT



AT-YOUR-DISPOSAL® RECEPTACLES

SQUARE RECEPTACLE

- impact and moisture resistant
- lightweight, high-density polyethylene
- built-in UV inhibitors to help prevent fading
- 12" waste opening
- connectors allow multiple units to attach to anchoring point or for ganging
- 38 gallon capacity
- assembly required



SPECS

MODEL NUMBER	DESCRIPTION	CAPACITY	COLOR	W x D x H	LIST PRICE
9790BL	SQUARE RECEPTACLE	38 GAL.	BLACK	18 x 18 x 32"	173.00
9799BL	VERTEX RECEPTACLE	38 GAL.	BLACK/CHROME	20 x 36"	356.00

VERTEX RECEPTACLE

- lightweight, high-density polyethylene
- concave top opening
- moisture and impact-resistant
- chrome painted base and lid
- bag retainer ring
- 38 gallon capacity
- assembly required



9799BL



9790BL



ELLIPSE STEP-ON CAN

- stainless steel step-on receptacle
- designed to fit in corners
- slow lid closure for quieter close
- rigid plastic liner with built-in bag retainer
- 12½ gallon capacity



SPECS

MODEL NUMBER	CAPACITY	COLOR	W x D x H	LIST PRICE
9903SS	12½ GAL.	STAINLESS STEEL	17½ x 14 x 26½"	400.00



STEP-ON RECEPTACLES

- steel step-on receptacle
- designed to fit in corners
- fingerprint resistant finish
- rigid plastic liner with built-in bag retainer
- 1½, 3 and 7½ gallon capacities



SPECS

MODEL NUMBER	CAPACITY	COLOR	W x D x H	LIST PRICE
9901SS	3 GAL.	STAINLESS STEEL	12 x 8½ x 17"	133.00
9901WH	3 GAL.	WHITE	12 x 8½ x 17"	108.00
9902SS	7½ GAL.	STAINLESS STEEL	15 x 13½ x 26½"	247.00



9901WH

STAINLESS STEP-ON RECEPTACLES

- stainless steel step-on opening receptacle
- lid closes quietly to prevent snap down effect
- fingerprint resistant stainless steel finish
- rigid plastic liner with built-in bag retainer
- 4, 7 and 10 gallon capacities



SPECS

MODEL NUMBER	CAPACITY	COLOR	W x D x H	LIST PRICE
9685SS	4 GAL.	STAINLESS STEEL	10¾ x 11½ x 20"	155.00
9686SS	7 GAL.	STAINLESS STEEL	14½ x 14 x 20"	282.00
9687SS	10 GAL.	STAINLESS STEEL	14½ x 14 x 25½"	329.00



9687SS

9685SS

LARGE CAPACITY PLASTIC STEP-ON RECEPTACLES

- large capacity plastic receptacle to use in high traffic areas
- step-on opening feature
- 8, 12, 17, 23 and 32 gallon capacities



SPECS

MODEL NUMBER	CAPACITY	COLOR	W x D x H	LIST PRICE
9922BL	17 GAL.	BLACK	19¼ x 16¼ x 26¼"	135.00
9922TN	17 GAL.	TAN	19¼ x 16¼ x 26¼"	135.00
9923BL	23 GAL.	BLACK	19¼ x 16¼ x 32¼"	165.00
9923TN	23 GAL.	TAN	19¼ x 16¼ x 32¼"	165.00
9924BL	8 GAL.	BLACK	15¼ x 16 x 17¼"	98.00
9924TN	8 GAL.	TAN	15¼ x 16 x 17¼"	98.00
9925BL	12 GAL.	BLACK	15¼ x 16 x 23¾"	119.00
9925TN	12 GAL.	TAN	15¼ x 16 x 23¾"	119.00
9926BL	32 GAL.	BLACK	21¼ x 20 x 37"	299.00
9926TN	32 GAL.	TAN	21¼ x 20 x 37"	299.00



9922BL

9923TN

NEW



9925BL

9924TN

9926BL

PLASTIC STEP-ON RECEPTACLES

- plastic step-on opening receptacle
- easily slides under most work surfaces
- lid closes automatically
- 4 gallon capacity



SPECS

MODEL NUMBER	CAPACITY	COLOR	W x D x H	LIST PRICE
9710BL	4 GAL.	BLACK	12¼ x 10 x 15"	59.00



CANMELEON™ INDOOR/OUTDOOR RECEPTACLES

- molded-in stone aggregate or fluted panel design
- high-density polyethylene with built-in UV inhibitors to help prevent fading
- telescoping base hides bag
- easily adaptable for anchoring or weighting devices
- recessed bottom
- 38 gallon uses standard 32" w x 44" h trash bags
- top opening on 38 gallon can measures 9½"
- side opening on 38 gallon unit measures 13" w x 6" h
- ash urn style with 12" square stainless steel urn built into lid on 38 gallon (no sand required)
- side opening on 15 gallon unit measures 9½" w x 4½" h
- ash urn style with 9" square stainless steel ash urn built into lid for 15 gallon (no sand required)



9470NC



SPECS

MODEL NUMBER	DESCRIPTION	CAPACITY	COLOR	W x D x H	LIST PRICE
AGGREGATE SERIES					
9470NC	SIDE OPENING WITH URN	15 GAL.	BLACK	13¾ x 13¾ x 32¾"	731.00
9473NC	SIDE OPENING WITH URN	38 GAL.	BLACK	18¼ x 18¼ x 39¼"	1,037.00
RECESSED PANEL SERIES					
9474BL	SIDE OPENING WITH URN	15 GAL.	BLACK	13¾ x 13¾ x 32¾"	331.00
9477BL	SIDE OPENING WITH URN	38 GAL.	BLACK	18¼ x 18¼ x 39¼"	597.00
PENTAGON SERIES					
9471NC	TOP OPENING	38 GAL.	BLACK	18¼ x 18¼ x 31½"	760.00
9472NC	SIDE OPENING	38 GAL.	BLACK	18¼ x 18¼ x 39¼"	867.00
9475BL	TOP OPENING	38 GAL.	BLACK	18¼ x 18¼ x 31½"	316.00
9476BL	SIDE OPENING	38 GAL.	BLACK	18¼ x 18¼ x 39¼"	439.00
9485BL	VERTICAL RIBBED	30 GAL.	BLACK	18 x 18½ x 28¾"	276.00
9486BL	VERTICAL RIBBED	45 GAL.	BLACK	24 x 23 x 31½"	352.00

Learn



SLIP WASTE BAG OVER BASE



RIBS HOLD BAG IN PLACE



PLACE LID OVER TOP



SECURED & HIDDEN WASTE BAG



9485BL



EVOS™ OUTDOOR RECEPTACLES

- steel frame with perforated galvanized steel panels
- available with or without stainless steel ash urn
- durable for indoor or outdoor use
- no assembly required
- 15 or 38 gallon capacities



PROP 65 **S**

SPECS

MODEL NUMBER	DESCRIPTION	CAPACITY	W x D x H	LIST PRICE
99338L ♦	STEEL SIDE OPENING WITH URN	15 GAL.	16 x 16 x 33¼"	915.00
99358L ♦	STEEL SIDE OPENING WITH URN	38 GAL.	21 x 21 x 41"	1,201.00
99328L ♦	STEEL SIDE OPENING	15 GAL.	16 x 16 x 33¼"	813.00
99348L ♦	STEEL SIDE OPENING	38 GAL.	21 x 21 x 41"	1,092.00

Learn

♦ THESE PRODUCTS ARE SUBJECT TO CALIFORNIA PROPOSITION 65. PLEASE VISIT THE PRODUCT DETAIL PAGE ON OUR WEBSITE FOR SPECIFIC INFORMATION.

NOOK™ INDOOR/OUTDOOR WASTE RECEPTACLES

- steel frame with galvanized steel panels
- door easily pulls open to change bags with front handle
- black powder coat finish for durability
- 9969CH has charcoal resin panels
- includes 20 gallon rigid plastic liner
- rounded top for aesthetics and to prevent setting items on top of receptacle



Learn **PROP 65** **S**

SPECS

MODEL NUMBER	CAPACITY	COLOR	W x D x H	LIST PRICE
99688L ♦	20 GAL.	BLACK	20 x 20 x 38½"	1,143.00
9969CH ♦	20 GAL.	CHARCOAL	20 x 20 x 38½"	1,165.00

♦ THESE PRODUCTS ARE SUBJECT TO CALIFORNIA PROPOSITION 65. PLEASE VISIT THE PRODUCT DETAIL PAGE ON OUR WEBSITE FOR SPECIFIC INFORMATION.

ONYX™ WASTE RECEPTACLE

- steel mesh construction
- reversible signage – trash and recycle
- retainer ring to hold plastic trash bags in place
- telescoping lid hides trash bag
- ships KD
- indoor/outdoor
- accommodates optional 9669 rigid plastic liner



9936BL



9669

Learn  

SPECS

MODEL NUMBER	CAPACITY	COLOR	W x D x H	LIST PRICE
9936BL	38 GAL. RECEPTACLE	BLACK	19¼ x 19¼ x 30"	349.00
9669	36 GAL. LINER	BLACK	17 x 17 x 27¼"	190.00



9696BL



9698BL

SMOKER RECEPTACLES

SQUARE SANDLESS ASH N' TRASH URN

- black steel with chrome accents
- sandless ash urn with slotted snuffer
- 3 gallon capacity

ECONOMY ASH URN

- heavy-gauge steel body
- anodized aluminum sand urn (sand not included)



SPECS

MODEL NUMBER	DESCRIPTION	CAPACITY	COLOR	W x D x H	LIST PRICE
9696BL	SANDLESS ASH N' TRASH URN	3 GAL.	BLACK	9½ x 9½ x 24¼"	197.00
9698BL	ASH URN	-	BLACK	10 x 20"	112.00

ROUND WASTEBASKETS

- puncture-resistant, solid-ribbed steel
- rolled wire rim tops
- bottom recessed 1"
- powder coat finish for durability
- 9604 UL classified
- 9604 packed six per carton
- 9610 packed three per carton
- 6 and 20 gallon capacities



Learn **S**

SPECS

MODEL NUMBER	CAPACITY	COLOR	DIA x H	LIST PRICE
9604BL	6 GAL.	BLACK	13 x 14"	36.00
9604CH	6 GAL.	CHARCOAL	13 x 14"	36.00
9610CH	20 GAL.	CHARCOAL	15¼ x 29¼"	100.00

SQUARE & RECTANGULAR WASTEBASKETS

- puncture-resistant heavy-duty steel
- bottom raised 1"
- color-coordinated vinyl bumper tops to protect furniture
- no-mar polyethylene feet to help protect floors from scratching
- powder coat finish for durability
- packed three per carton
- 7 and 20 gallon capacities



PROP 65 **S**

SPECS

MODEL NUMBER	CAPACITY	COLOR	W x D x H	LIST PRICE
9616BL ♦	7 GAL.	BLACK	16½ x 9 x 15"	92.00
9618CH ♦	20 GAL.	CHARCOAL	20¼ x 11 x 29½"	190.00

♦ THESE PRODUCTS ARE SUBJECT TO CALIFORNIA PROPOSITION 65. PLEASE VISIT THE PRODUCT DETAIL PAGE ON OUR WEBSITE FOR SPECIFIC INFORMATION.

AESTHETICS

COLOR



BL BLACK / CH CHARCOAL

ONYX™ MESH RECEPTACLES

- mesh wastebasket with sturdy steel rim and welded construction
- black powder coat finish for durability
- rolled mesh top is smooth to the touch and aesthetically pleasing
- packed three per carton
- 3 quart, 5 and 9 gallon capacities



SPECS

MODEL NUMBER	CAPACITY	COLOR	DIA x H	LIST PRICE
9716BL	3 QUART	BLACK	7½ x 9"	19.00
9717BL	5 GAL.	BLACK	13 x 14½"	37.00
9718BL	9 GAL.	BLACK	13½ x 19½"	53.00



BUBBLE WASTEBASKETS

- puncture resistant, steel receptacles
- bottom recessed 1"
- rubber rib on top and bottom of basket to prevent marring
- PVC clear plastic liner included
- powder coat finish for durability
- packed three per carton
- 6 gallon capacity



SPECS

MODEL NUMBER	COLOR	CAPACITY	DIA x H	LIST PRICE
9740BL	BLACK	6 GAL.	11¾ x 12½"	51.00



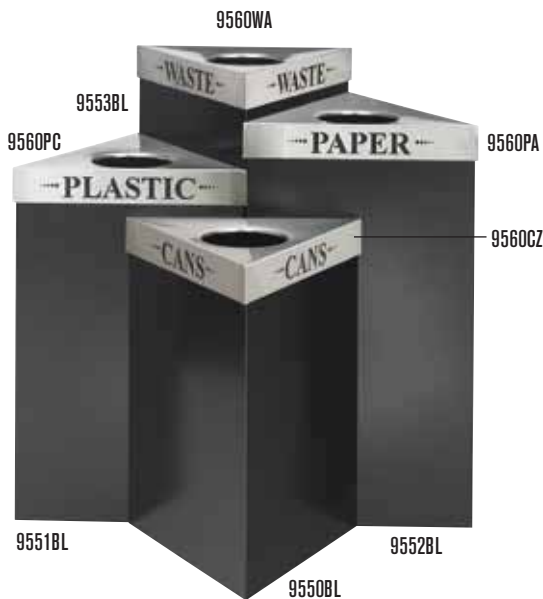
TRIFECTA® WASTE RECEPTACLES


- shape allows for endless configurations
- fits into corners
- use together or separately to create a unique recycling hub
- laser-cut lid inscriptions include: waste, paper, cans, recycling, plastic; or blank stainless-steel lid is also available
- steel base and stainless steel lids sold separately
- 15, 17, 19 or 21 gallon capacities
- patent no. D618415S
- see website for designer color or custom color options for bases; custom inscriptions available for the lid



SPECS

MODEL NUMBER	DESCRIPTION	COLOR	W x D x H	LIST PRICE
9550BL	15 GAL. BASE	BLACK	19½ x 19½ x 26"	433.00
9551BL	17 GAL. BASE	BLACK	19½ x 19½ x 30"	480.00
9552BL	19 GAL. BASE	BLACK	19½ x 19½ x 34"	511.00
9553BL	21 GAL. BASE	BLACK	19½ x 19½ x 38"	542.00
9560WA	WASTE LID	STAINLESS STEEL	20 x 20 x 3"	226.00
9560CZ	CANS LID	STAINLESS STEEL	20 x 20 x 3"	226.00
9560PA	PAPER LID	STAINLESS STEEL	20 x 20 x 3"	226.00
9560PC	PLASTIC LID	STAINLESS STEEL	20 x 20 x 3"	226.00
9560RE	RECYCLE LID	STAINLESS STEEL	20 x 20 x 3"	226.00
9560BL	BLANK LID	STAINLESS STEEL	20 x 20 x 3"	226.00





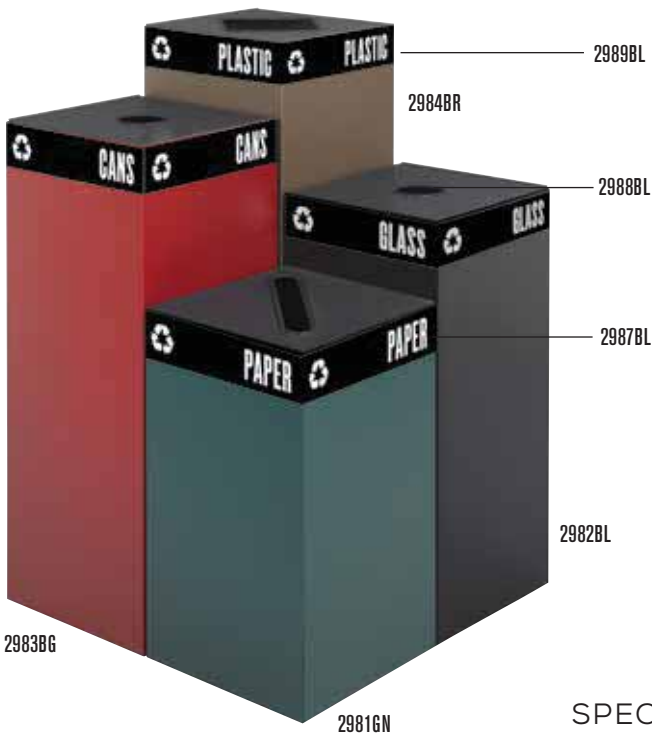
SQUARE-FECTA™ LIDS

- laser cut inscriptions
- paper, plastic, cans, waste and recycling options
- made from powder coated steel
- for use with Public Square® bases (see below)



SPECS

MODEL NUMBER	DESCRIPTION	COLOR	W x D x H	LIST PRICE
2990CZ	CANS	SILVER	15½ x 15½ x 3"	189.00
2990PA	PAPER	SILVER	15½ x 15½ x 3"	189.00
2990PC	PLASTIC	SILVER	15½ x 15½ x 3"	189.00
2990RE	RECYCLING	SILVER	15½ x 15½ x 3"	189.00
2990WA	WASTE	SILVER	15½ x 15½ x 3"	189.00



PUBLIC SQUARE®

TOPS

- hinged tops
- slot lid for recycling newspaper and paper
- round lid for recycling cans and glass
- square lid for recycling plastic and waste
- decals included

BASES

- heavy-gauge steel bases
- powder coat finish for durability
- configure together to create a recycling station
- wire ring holds plastic bag (bags not included)
- base and tops sold separately
- 25, 31, 37 and 42 gallon capacities



Learn **PROP 65**

SPECS

MODEL NUMBER	DESCRIPTION	CAPACITY	COLOR	W x D x H	LIST PRICE
2981BL ♦	BASE	25 GAL.	BLACK	15¼ x 15¼ x 26"	341.00
2981GN ♦	BASE	25 GAL.	GREEN	15¼ x 15¼ x 26"	341.00
2982BL ♦	BASE	31 GAL.	BLACK	15¼ x 15¼ x 32"	380.00
2982BR ♦	BASE	31 GAL.	BROWN	15¼ x 15¼ x 32"	380.00
2983BL ♦	BASE	37 GAL.	BLACK	15¼ x 15¼ x 38"	419.00
2983BG ♦	BASE	37 GAL.	BURGUNDY	15¼ x 15¼ x 38"	419.00
2984BL ♦	BASE	42 GAL.	BLACK	15¼ x 15¼ x 44"	457.00
2984BR ♦	BASE	42 GAL.	BROWN	15¼ x 15¼ x 44"	457.00
2987BL ♦	SLOT LID	-	BLACK	2 x 15" SLOT	138.00
2988BL ♦	ROUND LID	-	BLACK	4" DIAMETER OPENING	138.00
2989BL ♦	SQUARE LID	-	BLACK	8" SQUARE OPENING	138.00

♦ THESE PRODUCTS ARE SUBJECT TO CALIFORNIA PROPOSITION 65. PLEASE VISIT THE PRODUCT DETAIL PAGE ON OUR WEBSITE FOR SPECIFIC INFORMATION.

RECYCLING RECEPTACLES

OVERALL PRODUCT DETAILS

- brushed aluminum construction receptacle with satin finish
- removable lid
- 9931SS and 9941SS include decals: plastic, cans, paper, waste and recycle



9942SS

SINGLE RECEPTACLE

- 20 gallon capacity

DUAL RECEPTACLE

- includes two separate 15 gallon rigid plastic liners
- 30 gallon capacity total

TRIPLE RECEPTACLE

- includes one, 20 gallon rigid plastic liner and two, 10 gallon rigid plastic liners
- 40 gallon capacity total



9931SS



9941SS



SPECS

MODEL NUMBER	DESCRIPTION	CAPACITY	COLOR	DIA x H	LIST PRICE
9931SS	DUAL RECEPTACLE	30 GAL.	BRUSHED ALUMINUM	17½ x 32½"	818.00
9941SS	TRIPLE RECEPTACLE	40 GAL.	BRUSHED ALUMINUM	20 x 34"	1,180.00
9942SS	SINGLE RECEPTACLE	20 GAL.	BRUSHED ALUMINUM	15 x 30½"	519.00

AT-YOUR-DISPOSAL® RECYCLING CENTERS



9794BL



9798BL

- 100% recyclable
- impact and moisture resistant
- lightweight, high-density polyethylene
- two or three separate 28 gallon bins under one lid
- decals included (paper, plastic, cans and waste)



SPECS

MODEL NUMBER	DESCRIPTION	CAPACITY	COLOR	W x D x H	LIST PRICE
9794BL	DOUBLE RECYCLING CENTER	28 GAL. PER BIN	BLACK	31 x 16 x 33"	263.00
9798BL	TRIPLE RECYCLING CENTER	28 GAL. PER BIN	BLACK	46 x 16 x 33"	344.00



IMAGE FEATURES MODULAR CABINETS (PG. 170) AND MIXX™ WITH CUSTOM DECALS. PLEASE SEE WEBSITE FOR MORE INFORMATION ON HOW TO ORDER.

MIXX™ RECYCLING CENTER

- configurable and customizable waste and recycling receptacle
- available in rectangular and half round bases that can be arranged in a variety of ways to suit any space
 - half round base has 23 gallon capacity and comes with Half-Round Lid
 - rectangular base has 29 gallon capacity and has the option of a Topper or Rectangular Lid
- sturdy steel construction with a powder coat finish for added durability
- retainer ring in bases holds bag in place
- rigid plastic liner available for 9447 and 9448 receptacles for easy removal of waste
- available in black, blue or green to suit a variety of personal preferences and décor or to easily designate different waste or recycling options
- quickship versions come without decals; see website for custom vinyl decal options




PRODUCT CERTIFIED FOR
LOW CHEMICAL EMISSIONS
UL 2818

Learn **S**

SPECS

MODEL NUMBER	DESCRIPTION	CAPACITY	COLOR	W x D x H	LIST PRICE
9447BL	HALF ROUND RECEPTACLE	23 GAL.	BLACK	10¼ x 20¼ x 32¼"	496.00
9447BU	HALF ROUND RECEPTACLE	23 GAL.	BLUE	10¼ x 20¼ x 32¼"	496.00
94476N	HALF ROUND RECEPTACLE	23 GAL.	GREEN	10¼ x 20¼ x 32¼"	496.00
9448BL	RECTANGULAR RECEPTACLE	29 GAL.	BLACK	10¼ x 20¼ x 32¼"	496.00
9448BU	RECTANGULAR RECEPTACLE	29 GAL.	BLUE	10¼ x 20¼ x 32¼"	496.00
94486N	RECTANGULAR RECEPTACLE	29 GAL.	GREEN	10¼ x 20¼ x 32¼"	496.00
9449BL	TOPPER LID	-	BLACK	10 x 20 x 8¾"	148.00
9449BU	TOPPER LID	-	BLUE	10 x 20 x 8¾"	148.00
94496N	TOPPER LID	-	GREEN	10 x 20 x 8¾"	148.00
9450BL	RECTANGULAR LID	-	BLACK	10 x 20 x ¾"	148.00
9450BU	RECTANGULAR LID	-	BLUE	10 x 20 x ¾"	148.00
94506N	RECTANGULAR LID	-	GREEN	10 x 20 x ¾"	148.00
9651	HALF ROUND RIGID PLASTIC LINER	21 GAL.	BLACK	8 x 16¾ x 30½"	102.00
9652	RECTANGULAR RIGID PLASTIC LINER	27 GAL.	BLACK	8¾ x 16¾ x 30½"	102.00



TALL ROUND RECYCLING RECEPTACLE

- shaped for cans only
- puncture-resistant steel
- lid and recycle decal included
- 20 gallon capacity



SPECS

MODEL NUMBER	CAPACITY	COLOR	DIA x H	LIST PRICE
9632BU	20 GAL.	BLUE	16 x 30"	199.00



DESK SIDE RECYCLING RECEPTACLES

- latch two recycling receptacles together for waste and recycling
- use individually for waste or recycling
- fits under work surfaces
- black and blue combination
- 6 or 14 gallon capacities



Learn **S**

SPECS

MODEL NUMBER	DESCRIPTION	CAPACITY	W x D x H	LIST PRICE
9927BB	SMALL RECEPTACLE	3 GAL. EACH (OR) 6 GAL.	12½ x 7¼ x 12¼"	47.00
9928BB	LARGE RECEPTACLE	7 GAL. EACH (OR) 14 GAL.	17½ x 9 x 15½"	63.00



PAPER PITCH



- mounts on any square or rectangular wastebasket
- hanging tabs to easily mount onto other receptacles
- durable, polyethylene plastic
- 7 quart capacity
- packed 12 per carton



SPECS

MODEL NUMBER	CAPACITY	COLOR	W x D x H	LIST PRICE
2944BL	7 QUARTS	BLACK	10¼ x 6¼ x 9¾"	17.00

CANCAN™ DESK SIDE RECYCLING

- dual trash can and recycling bin for convenient waste removal
- one 5-gallon trash bin for waste and an additional side compartment for recycling
- recycling bin holds up to 100 sheets of paper
- this conveniently sized trash can fits perfectly in individual workspaces to meet waste and recycling needs
- black color suits any space
- constructed of durable plastic



SPECS

MODEL NUMBER	CAPACITY	COLOR	W x D x H	LIST PRICE
9929BL	5 GAL.	BLACK	12¼ x 13¾ x 13"	49.00

STEEL LOCKERS

- heavy-gauge, all-steel construction
- two-tone lockers
- single, double or six-tier compartment
- one piece unibody design
- stand alone or link together
- recessed handle with padlock provision (padlock not included) for secure storage
- two-tone gray or tan color
- ships fully assembled
- complements design of Steel Storage Cabinets and Ten-Tier Lockers



SPECS

MODEL NUMBER	DESCRIPTION	COLOR	W x D x H	LIST PRICE
5522GR	SINGLE TIER LOCKER	GRAY	12 x 18 x 78"	507.00
5522TN	SINGLE TIER LOCKER	TAN	12 x 18 x 78"	507.00
5523GR	DOUBLE TIER LOCKER	GRAY	12 x 18 x 78"	534.00
5523TN	DOUBLE TIER LOCKER	TAN	12 x 18 x 78"	534.00
5524GR	BOX LOCKER	GRAY	12 x 18 x 78"	565.00
5524TN	BOX LOCKER	TAN	12 x 18 x 78"	565.00
5525GR	SINGLE TIER LOCKER, 3 COLUMN	GRAY	36 x 18 x 78"	1,188.00
5525TN	SINGLE TIER LOCKER, 3 COLUMN	TAN	36 x 18 x 78"	1,188.00
5526GR	DOUBLE TIER LOCKER, 3 COLUMN	GRAY	36 x 18 x 78"	1,306.00
5526TN	DOUBLE TIER LOCKER, 3 COLUMN	TAN	36 x 18 x 78"	1,306.00
5527GR	BOX LOCKER, 3 COLUMN	GRAY	36 x 18 x 78"	1,421.00
5527TN	BOX LOCKER, 3 COLUMN	TAN	36 x 18 x 78"	1,421.00



5522GR

5523TN

5524GR



TEN-TIER LOCKERS

- lockers provide storage for small personal items such as shoes, wallet, cellphone, laptop or car keys
- one piece unibody design
- heavy-gauge, all-steel construction
- stand alone or link together
- recessed handle with padlock provision (padlock not included)
- two-tone gray or tan color powder coat finish for durability
- ships fully assembled
- designed to match all Steel Lockers and Steel Cabinets



SPECS

MODEL NUMBER	DESCRIPTION	COLOR	W x D x H	LIST PRICE
55286R	10 TIER LOCKER	GRAY	12 x 18 x 78"	657.00
5528TN	10 TIER LOCKER	TAN	12 x 18 x 78"	657.00
55296R	BANK OF 3 10 TIER LOCKERS	GRAY	36 x 18 x 78"	1,778.00
5529TN	BANK OF 3 10 TIER LOCKERS	TAN	36 x 18 x 78"	1,778.00



STEEL STORAGE CABINETS

- heavy-gauge steel unibody construction
- two-tone gray or tan powder coat finish for durability
- three options: 27", 42" and 72" high
- 27" cabinet wall mountable with one adjustable shelf (mounting hardware not included)
- 42" cabinet with two adjustable shelves
- 72" cabinet with four adjustable shelves
- all shelves adjust in 1" increments and are rated up to 250 lbs.
- recessed locking door handle with three-point locking design for secure storage
- adjustable leveling glides
- complements design of Steel Lockers and Ten-Tier Lockers



Learn **PROP 65**

SPECS

MODEL NUMBER	DESCRIPTION	COLOR	W x D x H	LIST PRICE
5530GR ♦	27"H STEEL STORAGE CABINET	GRAY	30 x 18 x 27"	623.00
5530TN ♦	27"H STEEL STORAGE CABINET	TAN	30 x 18 x 27"	623.00
5532GR ♦	72"H STEEL STORAGE CABINET	GRAY	30 x 18 x 72"	1,143.00
5532TN ♦	72"H STEEL STORAGE CABINET	TAN	30 x 18 x 72"	1,143.00

♦ THESE PRODUCTS ARE SUBJECT TO CALIFORNIA PROPOSITION 65. PLEASE VISIT THE PRODUCT DETAIL PAGE ON OUR WEBSITE FOR SPECIFIC INFORMATION.



AESTHETICS

STEEL COLOR



GR GRAY / TN TAN

E-Z SORT® MAIL ROOM FURNITURE

OVERALL PRODUCT DETAILS

- modular mailroom storage for various configurations
- all components sold separately
- heavy-gauge steel
- gray or black powder coat finish for durability

SORTING TABLE BASE

- table surface adjusts from 28–36" h
- shelf has 14" clearance and 150 lb. weight capacity
- extra-thick 1½" steel legs
- 7749 rated up to 500 lbs.

TABLETOP

- 7750 1" thick wood laminate with t-mold edges
- 7749 table and 7750 top sold separately

SORTER MODULE

- shelves adjust in ¾" increments
- 11" mail shelves form combination of up to 25 shelves
- 20 molded compartment shelves, each with finger cutout and label holder
- stand-alone or stacked, stacks up to four high
- additional mail shelves available in cartons of five
- 7751 extra-wide mail organizer

RISER

- 7752 supports one or more modules

SATELLITE MAIL STATION BASE

- 7756 adjusts from 14"-19" h
- base can hold up to four sorter modules



SPECS

MODEL NUMBER	DESCRIPTION	COLOR	W X D X H	LIST PRICE
7749BL	SORTING TABLE BASE	BLACK	60 x 30 x 28-36"	969.00
7750GR	TABLETOP	GRAY	60 x 30 x 1"	404.00
7751BL	SORTER MODULE	BLACK	57½ x 13 X x 14¼"	683.00
7751GR	SORTER MODULE	GRAY	57½ x 13 x 14¼"	683.00
7752BL	RISER	BLACK	57½ x 13 x 14"	393.00
7752GR	RISER	GRAY	57½ x 13 x 14"	393.00
7753BL	5 ADDITIONAL MAIL TRAYS	BLACK	11 x 12½ x ½"	87.00
7753GR	5 ADDITIONAL MAIL TRAYS	GRAY	11 x 12½ x ½"	87.00
7756BL	SATELLITE MAIL STATION BASE	BLACK	57½ x 18¼ x 14-19"	665.00
7756GR	SATELLITE MAIL STATION BASE	GRAY	57½ x 18¼ x 14-19"	665.00



SHOWN WITH TWO SORTER MODULES, A RISER, TABLETOP AND SORTING TABLE IN BLACK.

AESTHETICS

TABLETOP COLORS



GR GRAY



SHOWN WITH FOUR SORTER MODULES AND THE MAIL STATION BASE IN GRAY.

WOOD MAIL SORTERS

- 5/8" compressed wood with adjustable hardboard dividers
- large sorting slots
- fiberboard back
- black plastic molding acts as label holder (labels included)
- laminate finish
- stacks up to two high



7765BL



SPECS

MODEL NUMBER	DESCRIPTION	COLOR	W X D X H	LIST PRICE
7765BL	18 COMPARTMENT	BLACK	33 3/4 x 12 x 32 3/4"	322.00
7765GR	18 COMPARTMENT	GRAY	33 3/4 x 12 x 32 3/4"	322.00
7766BL	36 COMPARTMENT	BLACK	33 3/4 x 12 x 32 3/4"	363.00
7766GR	36 COMPARTMENT	GRAY	33 3/4 x 12 x 32 3/4"	363.00



IMAGE FEATURES SCOOT™ & WIRE MAIL CARTS (PG. 195).



6245BL

BOLTLESS STEEL & PARTICLE BOARD SHELVING

- two set-ups: five shelf, 72" h storage unit or 36" h workbench
- rated up to 750 lbs. per shelf, evenly distributed
- shelves adjust in 1" increments
- includes particle board shelves
- assembles without tools and has hidden assembly



SPECS

MODEL NUMBER	DESCRIPTION	COLOR	W x D x H	LIST PRICE
6244BL	48 x 24" SHELVING UNIT	BLACK	48 x 24 x 72"	451.00
6245BL	36 x 18" SHELVING UNIT	BLACK	36 x 18 x 72"	353.00
6246BL	48 x 18" SHELVING UNIT	BLACK	48 x 18 x 72"	404.00
6247BL	36 x 24" SHELVING UNIT	BLACK	36 x 24 x 72"	385.00



6245BL

FLEXIBLE DESIGN PROVIDES TWO DIFFERENT SET-UPS. SHOWN ABOVE AS A 36" HIGH WORKBENCH.

BOLTLESS STEEL SHELVING

- two set-ups: five shelf, 72" high storage unit or 36" high workbench
- rated up to 650 lbs. per shelf, evenly distributed
- durable powder coat finish
- available in 36" and 48" widths
- requires no nuts or bolts to assemble



Learn

SPECS

MODEL NUMBER	DESCRIPTION	COLOR	SHELF CAPACITY	W x D x H	LIST PRICE
5244BL	48 x 24" SHELVING UNIT	BLACK	650 LBS.	48 x 24 x 72"	445.00
5245BL	36 x 18" SHELVING UNIT	BLACK	650 LBS.	36 x 18 x 72"	317.00
5246BL	48 x 18" SHELVING UNIT	BLACK	650 LBS.	48 x 18 x 72"	377.00
5247BL	36 x 24" SHELVING UNIT	BLACK	650 LBS.	36 x 24 x 72"	371.00



5245BL



5245BL

FLEXIBLE DESIGN PROVIDES TWO DIFFERENT SET-UPS. SHOWN ABOVE AS A 36" HIGH WORKBENCH.

ARCHIVAL SHELVING

- heavy-gauge steel frame locks together without tools
- warp-free particle board shelves
- hold up to 80, 12"w x 15"d x 10"h letter/legal archival storage boxes
- rated up to 900 lbs. per shelf
- steel pack frame and particle board shelves sold separately, order both

5260 IS
GREENGUARD
CERTIFIED



SPECS

MODEL NUMBER	DESCRIPTION	SHELF CAPACITY	W x D x H	LIST PRICE
5260	STEEL PACK	900 LBS.	69 x 33 x 84"	429.00
5261	SHELVES QTY. 4	900 LBS.	69 x 33 x 1/2"	497.00



5261

5260



IMAGE FEATURES ROUND WASTEBASKET (PG. 208) & STOW-AWAY® HEAVY-DUTY HAND TRUCK (PG. 225).

COMMERCIAL WIRE SHELVING

- steel construction
- shelves adjust in 1" increments
- open wire design permits air circulation and helps prevent dust accumulation
- adjustable leveling feet with plastic caps
- basic unit consists of four shelves
- extra shelves sold in packs of two
- rated up to 500 lbs. per shelf (2000 lbs. per unit, evenly distributed)
- NSF certified



Learn  

SPECS

MODEL NUMBER	DESCRIPTION	COLOR	W x D x H	LIST PRICE
5276BL	36" BASIC UNIT	BLACK	36 x 18 x 72"	316.00
5241BL	48" BASIC UNIT	BLACK	48 x 18 x 72"	353.00
5242BL	48" EXTRA SHELVES	BLACK	48 x 18 x 1½"	90.00
5243BL	36" EXTRA SHELVES	BLACK	36 x 18 x 1½"	74.00



INDUSTRIAL WIRE SHELVING



Learn 

- welded wire construction
- shelves adjust in 1" increments
- open wire design permits air circulation and helps prevent dust accumulation
- black or metallic gray powder coat finish for durability
- rated up to 1250 lbs. per unit, evenly distributed
- optional add-on unit and extra shelf pack
- starter unit includes four shelves, four posts and snap-together clips
- add-on unit includes four shelves, two posts and snap-together clips
- extra shelves sold in packs of two
- optional caster kit for mobility
- NSF certified

SPECS

MODEL NUMBER	DESCRIPTION	SHELF CAPACITY*	COLOR	W x D x H	LIST PRICE
5285BL	STARTER UNIT	1250 LBS.	BLACK	36 x 18 x 72"	461.00
5285GR	STARTER UNIT	1250 LBS.	METALLIC GRAY	36 x 18 x 72"	461.00
5286BL	ADD-ON UNIT	1250 LBS.	BLACK	36 x 18 x 72"	436.00
5286GR	ADD-ON UNIT	1250 LBS.	METALLIC GRAY	36 x 18 x 72"	436.00
5287BL	EXTRA SHELVES	1250 LBS.	BLACK	36 x 18 x 1½"	212.00
5287GR	EXTRA SHELVES	1250 LBS.	METALLIC GRAY	36 x 18 x 1½"	212.00
5291BL	STARTER UNIT	1000 LBS.	BLACK	48 x 18 x 72"	486.00
5291GR	STARTER UNIT	1000 LBS.	METALLIC GRAY	48 x 18 x 72"	486.00
5292BL	ADD-ON UNIT	1000 LBS.	BLACK	48 x 18 x 72"	468.00
5292GR	ADD-ON UNIT	1000 LBS.	METALLIC GRAY	48 x 18 x 72"	468.00
5293BL	EXTRA SHELVES	1000 LBS.	BLACK	48 x 18 x 1½"	222.00
5293GR	EXTRA SHELVES	1000 LBS.	METALLIC GRAY	48 x 18 x 1½"	222.00
5288BL	STARTER UNIT	1000 LBS.	BLACK	36 x 24 x 72"	500.00
5288GR	STARTER UNIT	1000 LBS.	METALLIC GRAY	36 x 24 x 72"	500.00
5289BL	ADD-ON UNIT	1000 LBS.	BLACK	36 x 24 x 72"	486.00
5289GR	ADD-ON UNIT	1000 LBS.	METALLIC GRAY	36 x 24 x 72"	486.00
5290BL	EXTRA SHELVES	1000 LBS.	BLACK	36 x 24 x 1½"	240.00
5290GR	EXTRA SHELVES	1000 LBS.	METALLIC GRAY	36 x 24 x 1½"	240.00
5294BL	STARTER UNIT	800 LBS.	BLACK	48 x 24 x 72"	525.00
5294GR	STARTER UNIT	800 LBS.	METALLIC GRAY	48 x 24 x 72"	525.00
5295BL	ADD-ON UNIT	800 LBS.	BLACK	48 x 24 x 72"	519.00
5295GR	ADD-ON UNIT	800 LBS.	METALLIC GRAY	48 x 24 x 72"	519.00
5296BL	EXTRA SHELVES	800 LBS.	BLACK	48 x 24 x 1½"	258.00
5296GR	EXTRA SHELVES	800 LBS.	METALLIC GRAY	48 x 24 x 1½"	258.00
5283	CASTER KIT				



*SHELF CAPACITY DETERMINED WITH WEIGHT EVENLY DISTRIBUTED.



6267

HEAVY-DUTY COMMERCIAL STEEL SHELVING

- box beam design with double-sided compression clips
- rated up to 750 lbs. per shelf, evenly distributed
- shelves adjust in 1" increments
- corner brackets and hat channel



SPECS

MODEL NUMBER	DESCRIPTION	W x D x H	LIST PRICE
6265	COMMERCIAL SHELF UNIT WITH 5 SHELVES	36 x 12 x 75"	263.00
6266	COMMERCIAL SHELF UNIT WITH 5 SHELVES	36 x 18 x 75"	284.00
6267	COMMERCIAL SHELF UNIT WITH 5 SHELVES	36 x 24 x 75"	346.00
6268	COMMERCIAL SHELF UNIT WITH 6 SHELVES	36 x 12 x 75"	284.00
6269	COMMERCIAL SHELF UNIT WITH 6 SHELVES	36 x 18 x 75"	346.00
6270	COMMERCIAL SHELF UNIT WITH 6 SHELVES	36 x 24 x 75"	385.00



CORNER BRACKETS HELP PREVENT ROCKING AND IMPROVE STABILITY.



HAT CHANNEL INCREASES OVERALL STRENGTH. HELPS PREVENT BOWING AND DEFLECTION DUE TO OVERLOADING.

HEAVY-DUTY INDUSTRIAL STEEL SHELVING

- box beam design with double-sided compression clips
- shelves adjust in 1" increments
- six shelves per pack
- post kit includes four 85"h posts
- corner brackets and hat channel
- rated up to 1250 lbs. per shelf, evenly distributed
- steel pack frame and post kit sold separately, order both



SPECS

MODEL NUMBER	DESCRIPTION	W x D x H	LIST PRICE
6250	INDUSTRIAL SHELF PACK WITH 6 SHELVES	36 x 12" SHELF	235.00
6251	INDUSTRIAL SHELF PACK WITH 6 SHELVES	48 x 12" SHELF	325.00
6252	INDUSTRIAL SHELF PACK WITH 6 SHELVES	36 x 18" SHELF	277.00
6253	INDUSTRIAL SHELF PACK WITH 6 SHELVES	48 x 18" SHELF	385.00
6254	INDUSTRIAL SHELF PACK WITH 6 SHELVES	36 x 24" SHELF	337.00
6255	INDUSTRIAL SHELF PACK WITH 6 SHELVES	48 x 24" SHELF	438.00
6256	INDUSTRIAL POST KIT	1½ x 1½ x 85"	173.00

6250
6256



INDUSTRIAL POST KIT SOLD SEPARATELY.

STOW-AWAY® HEAVY-DUTY HAND TRUCK

- collapsible dolly
- lightweight aluminum frame
- mobile on 8" dia. rubber wheels
- telescoping handle that tucks away for storage
- rated up to 500 lbs.



PROP 65 **S**



SPECS

MODEL NUMBER	CAPACITY	EXTENDED W x D x H	COLLAPSED W x D x H	TOE PLATE W x D	LIST PRICE
4055NC ♦	500 LBS.	23 x 24 x 50"	23 x 3 x 39½"	23 x 15½"	550.00

♦ THESE PRODUCTS ARE SUBJECT TO CALIFORNIA PROPOSITION 65. PLEASE VISIT THE PRODUCT DETAIL PAGE ON OUR WEBSITE FOR SPECIFIC INFORMATION.

STOW-AWAY® HAND TRUCK

- black folding hand cart for hauling boxes, files or other heavy objects
- lightweight aluminum frame for easy mobility
- easily collapses down for compact storage
- telescoping handle that allows for space-saving storage
- retractable wheels provide easy storage and stability when not in use
- fold-up toe plate
- mobile in 7" dia. rubber wheels
- rated up to 275 lbs.



PROP 65 **S**



SPECS

MODEL NUMBER	CAPACITY	EXTENDED W x D x H	COLLAPSED W x D x H	TOE PLATE W x D	LIST PRICE
4062 ♦	275 LBS.	19 x 17¼ x 38¼"	19 x 2¼ x 28¼"	19 x 11"	278.00

♦ THESE PRODUCTS ARE SUBJECT TO CALIFORNIA PROPOSITION 65. PLEASE VISIT THE PRODUCT DETAIL PAGE ON OUR WEBSITE FOR SPECIFIC INFORMATION.

STOW & GO CART™

- lightweight aluminum frame
- folds down to size of briefcase, fits under car seat or in airplane overhead compartment
- telescoping handle
- mobile on 5" dia. rubber, retractable wheels
- rated up to 110 lbs.



PROP 65 **S**



SPECS

MODEL NUMBER	CAPACITY	EXTENDED W x D x H	COLLAPSED W x D x H	TOE PLATE W x D	LIST PRICE
4049NC ♦	110 LBS.	15¼ x 16¼ x 39½"	15¼ x 2½ x 25"	15¼ x 11"	174.00

♦ THESE PRODUCTS ARE SUBJECT TO CALIFORNIA PROPOSITION 65. PLEASE VISIT THE PRODUCT DETAIL PAGE ON OUR WEBSITE FOR SPECIFIC INFORMATION.



STOW-AWAY® CRATE

- lightweight, durable and compact
- telescoping handle
- two rubber wheels
- 1.2 cubic feet of enclosed space
- entire unit compacts for easy storage
- rated up to 50 lbs.



PROP 65 **S**

SPECS

MODEL NUMBER	CAPACITY	EXTENDED W x D x H	COLLAPSED W x D x H	LIST PRICE
4054BL ♦	50 LBS.	16½ x 14½ x 39"	16½ x 3½ x 18"	85.00

♦ THESE PRODUCTS ARE SUBJECT TO CALIFORNIA PROPOSITION 65. PLEASE VISIT THE PRODUCT DETAIL PAGE ON OUR WEBSITE FOR SPECIFIC INFORMATION.

HIDE-AWAY® HAND TRUCK

- folding dolly for hauling boxes, files or other heavy objects
- lightweight aluminum frame for easy mobility
- collapsible handle and fold-up toe plate for compact storage
- mobile cart on 6" dia. solid rubber tires on a sturdy steel hub
- rated up to 250 lbs.



PROP 65 **S**

SPECS

MODEL NUMBER	CAPACITY	EXTENDED W x D x H	COLLAPSED W x D x H	TOE PLATE W x D	LIST PRICE
4061 ♦	250 LBS.	15½ x 16½ x 43½"	15½ x 8 x 29"	14 x 9"	174.00

♦ THESE PRODUCTS ARE SUBJECT TO CALIFORNIA PROPOSITION 65. PLEASE VISIT THE PRODUCT DETAIL PAGE ON OUR WEBSITE FOR SPECIFIC INFORMATION.



HIDE-AWAY® CONVERTIBLE TRUCK

- lightweight aluminum folding hand cart
- collapsible for easy storage
- easily converts for use upright or horizontal
- platform extends over 50% to suit a variety of load sizes
- two 6" dia. solid rubber wheels
- two 3" dia. solid rubber casters
- rated up to 250 lbs. (two wheels) or 400 lbs. (four wheels)



PROP 65 **S**

SPECS

MODEL NUMBER	CAPACITY	EXTENDED W x D x H	COLLAPSED W x D x H	TOE PLATE W x D	LIST PRICE
4050 ♦	250 LBS./2 WHEELS 400 LBS./4 WHEELS	15½ x 43 x 36"	15½ x 9 x 28¼"	14 x 9"	379.00

♦ THESE PRODUCTS ARE SUBJECT TO CALIFORNIA PROPOSITION 65. PLEASE VISIT THE PRODUCT DETAIL PAGE ON OUR WEBSITE FOR SPECIFIC INFORMATION.



IMAGE FEATURES INDUSTRIAL WIRE SHELVING (PG 223).

CONVERTIBLE HAND TRUCK

- red heavy-duty hand cart for hauling boxes, files or other heavy objects
- heavy-duty steel frame for sturdy support of heavy objects
- chip-resistant powder coat finish for added durability
- converts from two-wheel hand truck to four-wheel platform truck
- rated up to 500 lbs. (two wheels), 600 lbs. (four wheels)



SPECS

MODEL NUMBER	TIRE SIZE	CAPACITY	W x H	TOE PLATE W x D	LIST PRICE
4086R	10 x 2 3/4"	500 LBS./2 WHEELS 600 LBS./4 WHEELS	18 x 51"	14 x 8"	710.00





IMAGE FEATURES SQUARE-FECTA™ LIDS & PUBLIC SQUARE® BASES (PG 211).

STOW-AWAY® PLATFORM TRUCK



- quick-release mechanism to unfold handle
- lightweight, aluminum frame and decking, platform measures: 24"w x 39"d
- handle unfolds to 40"h working height and folds down for compact storage
- 7" dia. solid rubber wheels
- rated up to 1000 lbs.
- assembly required

SPECS

MODEL NUMBER	TIRE SIZE	CAPACITY	W x D x H	LIST PRICE
4053NC	7"	1000 LBS.	24 x 39 x 16 TO 40"	736.00



◆ THESE PRODUCTS ARE SUBJECT TO CALIFORNIA PROPOSITION 65. PLEASE VISIT THE PRODUCT DETAIL PAGE ON OUR WEBSITE FOR SPECIFIC INFORMATION.

TUFF TRUCK™ PLATFORM TRUCKS

- sturdy, all-welded steel frame with gray powder coat finish
- large platform with anti-skid mat to stabilize items during transport
- wrap-around vinyl bumper helps protect doors, walls and furniture
- folding handle for compact storage
- mobile on 4" wheels
- 400 lb. and 500 lb. capacity models

SPECS

MODEL NUMBER	TIRE SIZE	CAPACITY	W x D x H	LIST PRICE
4072	4"	400 LBS.	18¾ x 29 x 33½"	186.00
4063	4"	500 LBS.	24 x 36 x 34"	277.00





IMAGE FEATURES TWIXT[®] STOOLS (PG. 36), NEXT[™] BISTRO CHAIRS (PG. 47), MIXX[™] RECYCLING CANS (PG. 213).



A R T &
E N G I N E E R I N G

BRING CREATIVITY TO LIFE

When your work revolves around the spontaneous creativity of hand drawing and the use of large-format documents, it's crucial that you have the right supporting tools to maintain the integrity of your designs. We offer multiple styles of high-quality drafting tables that adjust to the perfect angle for sketching and bringing ideas to life. And when it comes to storage and transport of unwieldy large-format files, we've got you covered with a wide selection of flat files and mobile roll files that offer optimal organization.

ART & ENGINEERING

FLAT FILES	232-235
VERTICAL FILING	236-241
ROLL FILES	242-244
MULTIMEDIA	245
DRAFTING TABLES	246-247

STEEL FLAT FILES

4981 & 4983 ARE NOT GREENGUARD CERTIFIED



Learn

5 DRAWER

- five large-capacity 2½" deep drawers
- stores up to 500 sheets per unit active filing, 750 sheets of semi-active or 1,000 sheets of inactive material
- three cabinet sizes

10 DRAWER

- ten 1½" deep drawers
- ideal for high traffic project storage areas

SPECS

MODEL NUMBER	DESCRIPTION	COLOR	W x D x H	LIST PRICE
5 DRAWER-40½"	INSIDE DRAWER SIZE		37 x 26 x 21⅞"	
4994BLR	5 DRAWER FLAT FILE	BLACK	40⅞ x 29⅞ x 16½"	2,433.00
4994GRR	5 DRAWER FLAT FILE	GRAY	40⅞ x 29⅞ x 16½"	2,433.00
4994TSR	5 DRAWER FLAT FILE	TROPIC SAND	40⅞ x 29⅞ x 16½"	2,433.00
4994WHR	5 DRAWER FLAT FILE	WHITE	40⅞ x 29⅞ x 16½"	2,433.00
4995BLR *	LOW BASE	BLACK	40½ x 26¾ x 6"	425.00
4995GRR *	LOW BASE	GRAY	40½ x 26¾ x 6"	425.00
4995TSR *	LOW BASE	TROPIC SAND	40½ x 26¾ x 6"	425.00
4995WHR *	LOW BASE	WHITE	40½ x 26¾ x 6"	425.00
4975BL *	HIGH BASE	BLACK	40½ x 29½ x 20"	933.00
4975GR *	HIGH BASE	GRAY	40½ x 29½ x 20"	933.00
4975TS *	HIGH BASE	TROPIC SAND	40½ x 29½ x 20"	933.00
4975WH *	HIGH BASE	WHITE	40½ x 29½ x 20"	933.00
4981 *	LOCK KIT			144.00

AESTHETICS

COLOR



BL BLACK / GR GRAY / TS TROPIC SAND / WH WHITE

4986TS



4977TS



OPTIONAL LOCK KIT.

*ALL BASES AND LOCK KITS SHIP VIA SMALL PACKAGE CARRIER.

5 DRAWER-46½"	INSIDE DRAWER SIZE		43 x 32 x 21⅞"	
4996BLR	5 DRAWER FLAT FILE	BLACK	46½ x 35½ x 16½"	2,814.00
4996GRR	5 DRAWER FLAT FILE	GRAY	46½ x 35½ x 16½"	2,814.00
4996TSR	5 DRAWER FLAT FILE	TROPIC SAND	46½ x 35½ x 16½"	2,814.00
4996WHR	5 DRAWER FLAT FILE	WHITE	46½ x 35½ x 16½"	2,814.00
4997BLR *	LOW BASE	BLACK	46½ x 32¾ x 6"	456.00
4997GRR *	LOW BASE	GRAY	46½ x 32¾ x 6"	456.00
4997TSR *	LOW BASE	TROPIC SAND	46½ x 32¾ x 6"	456.00
4997WHR *	LOW BASE	WHITE	46½ x 32¾ x 6"	456.00
4977BL *	HIGH BASE	BLACK	46½ x 35½ x 20"	993.00
4977GR *	HIGH BASE	GRAY	46½ x 35½ x 20"	993.00
4977TS *	HIGH BASE	TROPIC SAND	46½ x 35½ x 20"	993.00
4977WH *	HIGH BASE	WHITE	46½ x 35½ x 20"	993.00
4981 *	LOCK KIT			144.00

5 DRAWER-53½"	INSIDE DRAWER SIZE		50 x 38 x 21⅞"	
4998BLR	5 DRAWER FLAT FILE	BLACK	53½ x 41½ x 16½"	3,333.00
4998GRR	5 DRAWER FLAT FILE	GRAY	53½ x 41½ x 16½"	3,333.00
4998TSR	5 DRAWER FLAT FILE	TROPIC SAND	53½ x 41½ x 16½"	3,333.00
4998WHR	5 DRAWER FLAT FILE	WHITE	53½ x 41½ x 16½"	3,333.00
4999BLR *	LOW BASE	BLACK	53½ x 38¾ x 6"	570.00
4999GRR *	LOW BASE	GRAY	53½ x 38¾ x 6"	570.00
4999TSR *	LOW BASE	TROPIC SAND	53½ x 38¾ x 6"	570.00
4999WHR *	LOW BASE	WHITE	53½ x 38¾ x 6"	570.00
4979BL *	HIGH BASE	BLACK	53½ x 41½ x 20"	1,036.00
4979GR *	HIGH BASE	GRAY	53½ x 41½ x 20"	1,036.00
4979TS *	HIGH BASE	TROPIC SAND	53½ x 41½ x 20"	1,036.00
4979WH *	HIGH BASE	WHITE	53½ x 41½ x 20"	1,036.00
4981 *	LOCK KIT			144.00

10 DRAWER-46½"	INSIDE DRAWER SIZE		43 x 32 x 11⅞"	
4986BL	10 DRAWER FLAT FILE	BLACK	46½ x 35½ x 16½"	4,970.00
4986GR	10 DRAWER FLAT FILE	GRAY	46½ x 35½ x 16½"	4,970.00
4986TS	10 DRAWER FLAT FILE	TROPIC SAND	46½ x 35½ x 16½"	4,970.00
4986WH	10 DRAWER FLAT FILE	WHITE	46½ x 35½ x 16½"	4,970.00
4997BLR *	LOW BASE	BLACK	46½ x 32¾ x 6"	456.00
4997GRR *	LOW BASE	GRAY	46½ x 32¾ x 6"	456.00
4997TSR *	LOW BASE	TROPIC SAND	46½ x 32¾ x 6"	456.00
4997WHR *	LOW BASE	WHITE	46½ x 32¾ x 6"	456.00
4977BL *	HIGH BASE	BLACK	46½ x 35½ x 20"	993.00
4977GR *	HIGH BASE	GRAY	46½ x 35½ x 20"	993.00
4977TS *	HIGH BASE	TROPIC SAND	46½ x 35½ x 20"	993.00
4977WH *	HIGH BASE	WHITE	46½ x 35½ x 20"	993.00
4983 *	LOCK KIT			144.00

STEEL FLAT FILES

LOW BASE

- steel construction
- raises files 6" off floor
- front recessed 2¾" from file
- unit holds up to five files consisting of a combination of five and 10 drawer cabinets

HIGH BASE

- steel construction
- raises files 20" off floor
- base with enclosed back and sides with open front for storage of supplies
- holds up to two files

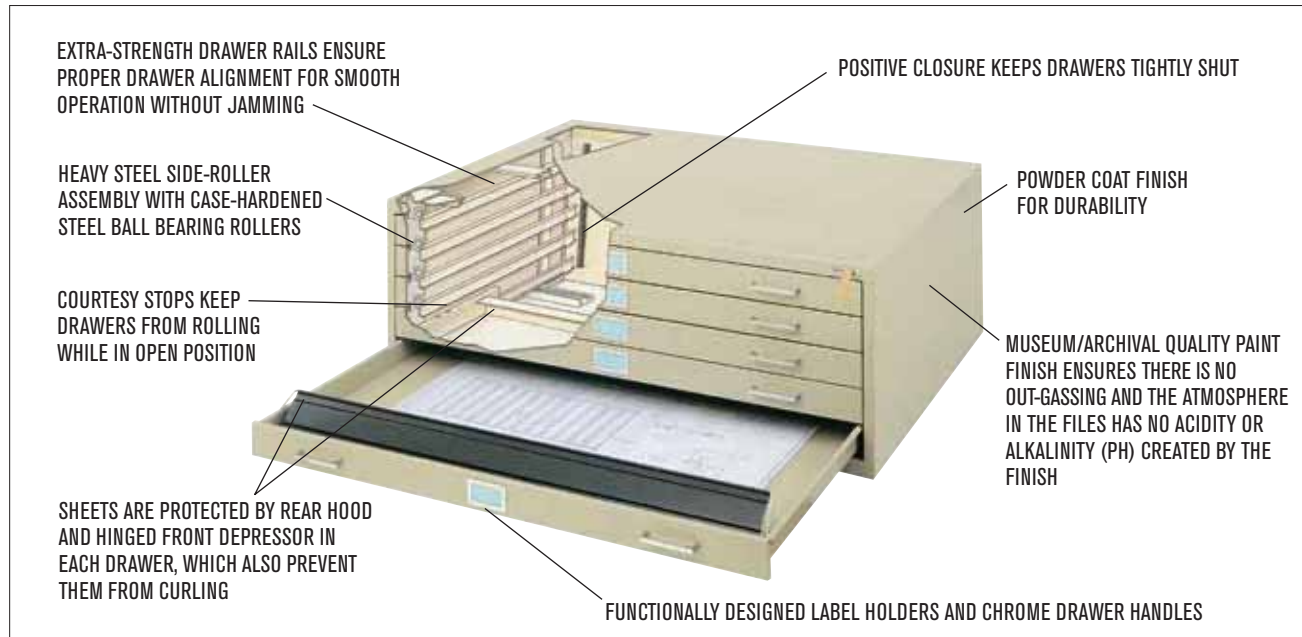
4994TSR



4995TSR



FLAT FILE FEATURES



FLAT FILE ACCESSORIES

DRAWER DIVIDERS

- use for five drawer flat files
- 11" plastic sections can easily be cut
- self-sticking back

LOCK KIT

- easy installation
- includes one lock and two keys



4981

Learn   

SPECS

MODEL NUMBER	DESCRIPTION	W x D x H	LIST PRICE
4980	DRAWER DIVIDERS - 20 SECTIONS PER CARTON	1½ x 11"	156.00
4981	LOCK KIT FOR 5 DRAWER FILE	-	144.00
4983	LOCK KIT FOR 10 DRAWER FILE	-	144.00



4980

FACIL FLAT FILES



4969LG

- all steel construction
- label holders and chrome drawer handles
- drawer capacity 60 lbs.

LOW BASE

- closed style base raises files 4" off floor
- front recessed 2³/₈" from file
- unit holds up to two flat files

4971LG

HIGH BASE

- raises files 20" off floor
- enclosed back and sides with open front and shelf for additional storage
- unit holds one flat file
- includes leveler glides for uneven surfaces



4972LG

4973LG

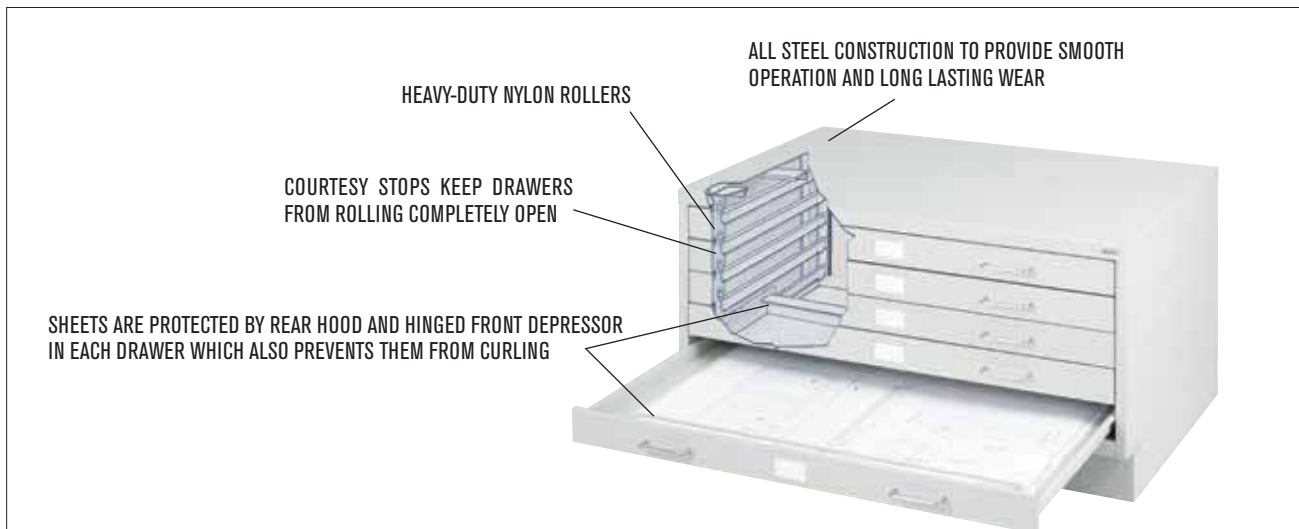


SPECS

MODEL NUMBER	DESCRIPTION	W x D x H	LIST PRICE
4969LG	FLAT FILE SMALL INSIDE DRAWER	40 ¹ / ₄ x 26 x 16 ¹ / ₂ " 37 x 25 ¹ / ₄ x 1 ¹ / ₈ "	1,318.00
4970LG *	LOW BASE FOR FLAT FILE SMALL	40 ¹ / ₄ x 24 x 4 ³ / ₄ "	192.00
4971LG *	HIGH BASE FOR FLAT FILE SMALL	40 ¹ / ₄ x 25 ³ / ₄ x 20 ¹ / ₂ "	476.00
4972LG	FLAT FILE MEDIUM INSIDE DRAWER	46 ¹ / ₄ x 32 x 16 ¹ / ₂ " 43 x 31 ¹ / ₂ x 1 ¹ / ₄ "	1,623.00
4973LG *	LOW BASE FOR FLAT FILE MEDIUM	46 ¹ / ₄ x 30 x 4 ³ / ₄ "	208.00
4974LG *	HIGH BASE FOR FLAT FILE MEDIUM	46 ¹ / ₄ x 31 ³ / ₄ x 20 ³ / ₄ "	534.00

*PRODUCTS SHIP VIA SMALL PACKAGE CARRIER.

FACIL FLAT FILE FEATURES





MASTERFILE 2

- compact 1,600, 3-mil active documents in one unit
- each document attaches to self-adhesive, pre-punched carrier strips (order separately)
- hung vertically from pins and posts on 6½" centers
- design helps eliminate fingerprints and tears
- locking mechanism with dust and moisture seal
- carrier strips and index/out guides sold separately



SPECS

MODEL NUMBER	DESCRIPTION	COLOR	W x D x H	LIST PRICE
5023AH	FOR SHEETS 24 x 36"	AUTUMN HAZE	32 x 21½ x 45"	6,841.00
5024AH	FOR SHEETS 30 x 42"	AUTUMN HAZE	36 x 21½ x 50"	8,167.00
5025AH	FOR SHEETS 48 x 36"	AUTUMN HAZE	56 x 21½ x 45"	9,499.00

MASTERFILE 2 FEATURES

GAS CYLINDERS ASSIST RAISING OF LID; PREVENT LID FROM ACCIDENTAL CLOSURE

INDEX/OUT GUIDES LOCATE PROJECTS, JOB GROUPINGS OR IDENTIFY DOCUMENTS REMOVED FROM FILE

ATTRACTIVE BRUSHED ALUMINUM HANDLES

ADJUSTABLE SHEET HOLDER KNOBS (INCLUDED) PROVIDE CONVENIENT STORAGE FOR ACTIVE DOCUMENTS

DOUBLE WALL STEEL CONSTRUCTION WITH INSULATING LINER FOR EXTRA STRENGTH AND QUIET OPERATION

RAISED, FULL SUSPENSION DRAWER MOVES SMOOTHLY OVER ANY FLOOR, PROVIDES TOE SPACE TO MINIMIZE REACH FOR LAST DOCUMENT, STABILIZER LEGS ADJUST FOR LOAD COMPENSATION

LOCK

MOISTURE AND DUST SEAL

PINS AND POSTS LOCATED ON 6½" CENTERS FOR MAXIMUM SUPPORT AND MULTIPLE SIZE FILING

MASTERFILE 2 ACCESSORIES

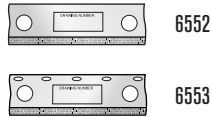
CARRIER STRIPS

- self-adhesive
- can be cut into 100 - 24" strips, 80 - 30" strips or 50 - 48" strips
- pre-printed identification blocks for drawings
- model 6553 may be used in plan hold Masterfile 2 series files



SPECS

MODEL NUMBER	DESCRIPTION	W x L	LIST PRICE
6552	CARRIER - POLYESTER STRIPS	2¼ x 217"	247.00
6553	CARRIER - POLYESTER STRIPS	2½ x 216"	230.00



GIANT STACK TRAYS

- molded in one piece from high-density polyethylene with steel reinforcement
- stacks up to 20 high or stacks up to 5'
- 40 lb. load capacity
- comes with two trays



SPECS

MODEL NUMBER	INSIDE	OUTSIDE	LIST PRICE
	W x D x H	W x D x H	
4897	36½ x 24¼ x 2"	39 x 26 x 3"	144.00
4899	42½ x 32½ x 2"	45¼ x 34 x 3"	171.00





ART RACK

- eight vertical compartments for storing art and other large documents
- labeling channels on top and bottom (labels included)
- solid wood core racks for stability and durability
- can be stacked vertically, used side by side or stand alone
- stacks up to two high



SPECS

MODEL NUMBER	COMPARTMENTS W x D x H	COLOR	W x D x H	LIST PRICE
3030	4 1/4 x 23 1/2 x 27 5/8"	PURTY	36 x 24 1/4 x 29"	576.00

VERTICAL FILE CABINET

- heavy-duty steel construction
- each drawer holds 24, 18" hanging clamps (order separately) or hanging file folders (model 5038)
- clamps and folders may be combined in same drawer
- key lock included
- ships assembled
- each hanging clamp holds 100 sheets or 20 lbs. (order separately)



ONLY 5039 IS
GREENGUARD CERTIFIED



SPECS

MODEL NUMBER	DESCRIPTION	COLOR	W x D x H	LIST PRICE
5039	VERTICAL FILE CABINET	TROPIC SAND	23 3/4 x 24 x 40 1/2"	1,688.00
5038	HANGING FILE FOLDERS (25/CTN.)	GREEN	18"W x 14"H	221.00

HANGING CLAMPS

- aluminum clamps with black nylon wing knobs provide balanced gripping tension
- clear plastic label holders for easy identification
- each hanging clamp holds 100 sheets or 20 lbs.
- packed six per carton



ONLY 50016 IS
GREENGUARD CERTIFIED



SPECS

MODEL NUMBER	RECOMMENDED SHEET SIZE	CLAMP LENGTH	LIST PRICE
50016	18 x 24"	19 1/4" OVERALL	65.00
50026	24 x 36"	25 1/4" OVERALL	72.00
50036	30 x 42"	31 1/4" OVERALL	82.00
50046	36 x 48"	37 1/4" OVERALL	86.00
50056	42 x 60"	43 1/4" OVERALL	90.00

VERTICAL FILING SYSTEMS

MOBILE STAND

- steel construction
- 12 pivot brackets that swing wide
- holds up to 12 hanging clamps (order separately)
- mobile on four, 3" ball bearing casters (front two locking)

DATA FILE & EXTENSION

- accessorize mobile stand to hold smaller documents or supplies (by adding model 5056 to the mobile stand item 5026)
- attaches above hanging clamps
- includes extension and 12 data files

MOBILE PLAN CENTER

- heavy-gauge steel construction
- width adjusts to fit 24–42" hanging clamps (order separately)
- accommodates up to 18 clamps that drop in and lift out
- mobile on four casters (two locking)

MOBILE VERTICAL FILE

- steel construction
- width adjusts to fit 24–36" hanging clamps (order separately)
- accommodates up to 12 clamps that drop in and lift out
- mobile on four swivel caster (two locking)



5026



5060



5059



SPECS

MODEL NUMBER	DESCRIPTION	COLOR	W x D x H	LIST PRICE
5026	MOBILE STAND	TROPIC SAND	27 x 27½-37½ x 43½-61½"	1,246.00
5056	DATA FILE & EXTENSION	TROPIC SAND	26½ x 12½ x 8"	640.00
5060	MOBILE PLAN CENTER	TROPIC SAND	25¾-43¾ x 20½ x 51"	934.00
5059	MOBILE VERTICAL FILE	TROPIC SAND	27½-39¾ x 16 x 40-52"	677.00



DROP/LIFT WALL RACK

- lift out/drop in up to 1200 sheets
- provides small footprint by extending less than 12"
- holds up to 12 hanging clamps (order separately)
- mounting hardware included



SPECS

MODEL NUMBER	COLOR	W x D x H	LIST PRICE
5030	TROPIC SAND	1¼ x 11½ x 7⅞"	114.00

PIVOT WALL RACK

- easy access to hanging clamps
- pivot brackets swing side to side
- unit holds up to 12 hanging clamps (order separately)
- includes 12 pivot brackets and mounting hardware



SPECS

MODEL NUMBER	DESCRIPTION	COLOR	W x D x H	LIST PRICE
5016	WALL RACK	TROPIC SAND	24 x 14¾ x 9¾"	549.00



SHOWN WITH HANGING CLAMPS





VERTICAL STORAGE CABINETS

- heavy-duty, steel enclosed cabinet
- holds 1200 documents in 12 hanging clamps (clamps ordered separately)
- suspended track slides in and out of cabinet on steel ball-bearing rollers
- piano-hinged, steel reinforced door can be mounted on left or right side
- key locked handle
- shipped assembled



SPECS

MODEL NUMBER	DESCRIPTION	COLOR	W x D x H	LIST PRICE
5040	FOR UP TO 24" CLAMPS	TROPIC SAND	16 x 27 x 42½"	1,461.00
5041	FOR UP TO 36" CLAMPS	TROPIC SAND	16 x 39 x 54¾"	1,850.00

DESK SIDE ROLL FILES

WIRE ROLL FILE


- heavy-gauge steel rods with white plastic coating
- compartments hold any size document
- mobile on 2" all-surface casters
- 4 or 24 tube compartments

TUBULAR STEEL WIRE ROLL FILE

- lightweight, tubular steel and chrome plate grids
- square tube design
- mobile on twin casters (two locking)
- 12 or 20 tube compartments

UPRIGHT ROLL FILE

- square tube openings, reinforced with plastic molding
- corrugated fiberboard in walnut woodgrain finish
- 12 or 20 tube compartments



3084



3088



3090



3081

ALL PRODUCTS
GREENGUARD
CERTIFIED EXCEPT
3081 & 3079



SPECS

MODEL NUMBER	DESCRIPTION	TUBE SIZE	NUMBER OF TUBES	W x D x H	LIST PRICE
3084	WIRE ROLL FILE	8 x 8"	4	16 $\frac{1}{4}$ x 16 $\frac{1}{2}$ x 30 $\frac{1}{2}$ "	238.00
3088	WIRE ROLL FILE	3 $\frac{1}{8}$ x 3 $\frac{1}{8}$ "	24	21 x 14 $\frac{1}{4}$ x 31 $\frac{3}{4}$ "	252.00
3090	TUBULAR STEEL WIRE ROLL FILE	3 $\frac{3}{4}$ x 3 $\frac{3}{4}$ "	12	18 x 12 $\frac{3}{4}$ x 24 $\frac{1}{2}$ "	192.00
3091	TUBULAR STEEL WIRE ROLL FILE	2 $\frac{3}{4}$ x 2 $\frac{3}{4}$ "	20	18 x 12 $\frac{3}{4}$ x 24 $\frac{1}{2}$ "	194.00
3081	UPRIGHT ROLL FILE	2 $\frac{3}{4}$ x 2 $\frac{3}{4}$ "	20	15 x 12 x 22"	114.00
3079	UPRIGHT ROLL FILE	3 $\frac{1}{8}$ x 3 $\frac{1}{8}$ "	12	15 x 12 x 22"	108.00



3098

KD ROLL FILES

TUBE-STOR ROLL FILE

- 18 compartment file
- sturdy corrugated fiberboard construction
- economic design allows stacking
- built-in tube length adjuster tabs extend to 24", 30" and 36"
- fits roll sizes up to 3" in diameter
- packed two per carton

COMPACT KD ROLL FILE

- 16 compartment file
- white corrugated fiberboard
- fits roll sizes up to 3" in diameter

3094



SPECS

MODEL NUMBER	DESCRIPTION	TUBE SIZE	NUMBER OF TUBES	TAB ADJUSTMENTS	W x D x H	LIST PRICE
3094	TUBE-STOR ROLL FILE	3¾"	18	18", 24", 30"	23½ x 37 x 11½"	171.00
3098	COMPACT KD ROLL FILE	3"	16	-	12¾ x 37 x 12½"	138.00

MOBILE ROLL FILES



- textured vinyl laminate finish
- grandstand design with option of 8, 21, 20 or 50 square tubes to easily view all documents
- mobile on 2" casters

SPECS

MODEL NUMBER	TUBE SIZE	NUMBER OF TUBES	W x D x H	LIST PRICE
3043	3/4"	21	30 1/4 x 15 3/4 x 29 1/4"	574.00
3082	2 3/4"	20	15 1/4 x 13 1/4 x 23 1/4"	348.00
3045	2 3/4"	8	30 1/4 x 15 3/4 x 29 1/4"	558.00
3083	2 3/4"	50	30 1/4 x 15 3/4 x 29 1/4"	619.00



STEEL ROLL FILES

- anti-rocking, heavy steel construction
- square fiberboard tubes case-hardened with aluminum molding
- stacks up to four high
- 16 or 36 tube option
- each has dust-resistant and reversible doors that feature label grids
- tropic sand finish



SPECS

MODEL NUMBER	TUBE SIZE	NUMBER OF TUBES	W x D x H	LIST PRICE
4960	3/4"	16	15 1/4 x 38 x 15 1/4"	874.00
4962	2 1/4"	36	15 1/4 x 38 x 15 1/4"	904.00



4960

4962

AUDIO/VIDEO MICROFORM CABINET



SHOWN WITH OPTIONAL BASE

- heavy-gauge welded steel construction helps dissipate static electricity and may provide electromagnetic radiation protection
- front-to-back steel rod dividers adjustable in ½" increments
- wrap around corners and sturdy inner frame
- drawer height 6"
- high quality drawer glides with full drawer extension for quiet operation
- chrome handles and label holders
- stacks up to two high
- optional base raises files 5" off floor (model 4931LG)
- key lock



SPECS

MODEL NUMBER	DESCRIPTION	COLOR	W x D x H	LIST PRICE
4935LG	AUDIO/VIDEO STORAGE CABINET	LIGHT GRAY	37 x 17½ x 27¾"	1,795.00
4931LG *	BASE	LIGHT GRAY	37 x 17½ x 5¼"	210.00

STORES MEDIA IN ANY COMBINATION. ADJUSTABLE DIVIDERS HOLD:

4MM TAPES	DVCAM	16MM ROLL FILE	DAT
DVD	35MM ROLL FILE	MINI DVC	BETACAM
MICROFICHE	8MM TAPES	CD	APERTURE CARDS
AUDIO CASSETTES	VHS (SLEEVE)	HI8MP	VHS (CASE)

*BASE SHIPS VIA SMALL PACKAGE CARRIER





PLANMASTER HEIGHT- ADJUSTABLE DRAFTING TABLE

- provides height and angle adjustment of traditional 4-post table
- easily raises with spring-assisted mechanism
- adjusts from 29½ – 37½" in height
- top angle adjusts up to 50°
- melamine top
- heavy-duty steel base
- base is compatible with both 48" and 60" tops
- base and top ordered separately

3957 IS
GREENGUARD
CERTIFIED



SPECS

MODEL NUMBER	DESCRIPTION	COLOR	W x D x H	LIST PRICE
3957	BASE	BLACK	43 x 29½ x 29½-37½"	913.00
3948	TOP	WHITE	60 x 37½ x ¾"	343.00
3951	TOP	WHITE	47½ x 35½ x ¾"	269.00

PRECISION DRAFTING TABLE

- steel base with 4-post design and stabilizing bars
- includes 12½"w x 29¾"d tool drawer with lock and 38¾"w x 28¾"d reference drawer
- 1" non-glare boards
- angle adjustable up to 50° without tools
- green laminate finish with smooth edges
- base and tops ordered separately

3962 IS
GREENGUARD
CERTIFIED



SPECS

MODEL NUMBER	DESCRIPTION	COLOR	W x D x H	LIST PRICE
3962GR	BASE	GRAY	56½ x 30½ x 35½"	1,216.00
3952	TOP	GREEN	60 x 37½ x 1"	567.00
3953	TOP	GREEN	72 x 37½ x 1"	752.00



HEIGHT-ADJUSTABLE SPLIT-LEVEL DRAFTING TABLE

- adjusts to allow users to sit or stand
- height adjusts from 26–37¼" h
- top tilts up to 50° to accommodate user preference or project needs
- top shelf for storing supplies
- steel frame and wood grain melamine top



SPECS

MODEL NUMBER	DESCRIPTION	COLOR	OVERALL W x D x H	TOP W x D	SIDE W x D	TILTABLE TOP W x D	LIST PRICE
3965MO	SPLIT-LEVEL DRAFTING TABLE	MEDIUM OAK	47¼ x 29¾ x 26-37¼"	47¼ x 10"	15¾ x 19¾"	31½ x 19¾"	761.00



IMAGE FEATURES ZENERGY™ BALL CHAIR (PG. 32), VAMP™ LED LIGHT (PG. 154) & ONYX™ MINI DESKTOP ORGANIZER (PG. 139).

WARRANTY

Our warranty pledges excellence in the quality of our products. It helps protect our customer's investments and extends our continuing dedication to our customers after their initial investment.

LIMITED LIFETIME WARRANTY

Safco® warranty obligation: We pledge to repair or replace, at Safco's option, any Safco product or component that is defective in material or workmanship for as long as you, the original purchaser, own it. This warranty is subject to the provisions below.

LIABILITY LIMITATIONS

The following listed parts, components and supplies are covered under warranty in accordance with the below schedule following the product purchase date.

Ten Years: Seating controls and cylinders, Rumba™, Cha-Cha™, electric height-adjustable table series laminates, and wood seating components. All parts (excluding motor) on the XR, ML, E and LT-Series Height-Adjustable Tables.

Seven Years: Motor on XR-Series Height-Adjustable Tables.

Five Years: Glides, casters, polymer-based components, seating upholstery (fabrics and leather), foam, armrests, chrome seating components, user-adjustable work surface mechanisms, laminates, veneer finishes and other covering materials, drawer glides, electrical components, Event Series, cabinets or mobile systems, components that are either moving parts or controls (guides that are in contact with moving parts), and motors on the ML-Series, E-Series, and LT-Series Height-Adjustable Tables.

Three Years: Outdoor Products (Evos™, Canmeleon™ and CoGo™ Product Lines), High Density 4-Post wire shelving and wire components, and electrical components, Dry Erase Surfaces.

WARRANTY SUBJECT TO EXCLUSIONS

Exclusions pertaining to this warranty are as follows but are not limited to:

- Normal wear and tear
- Product or product components utilized with the intent to rent or lease
- Freight damages: Safco is not liable for any product damages sustained during shipping or handling operations. Safco provides specific policies and requirements regarding shipping and handling, and reserves the right to review and address product distribution matters separately.
- Product negligence: A product is not considered defective due to misuse or improper installation. Safco products must be installed, used and maintained in accordance with product instructions and warnings.
- Alterations or attachments to the product that were not approved by Safco
- All COM Fabric is not covered under this warranty
- All corrugated products or components
- Use of non-multiple shift products for multiple shifts

Safco's warranty obligation is limited to normal use upon receipt of our products.

SEATING USAGE

Normal commercial usage for seating is defined as the equivalent of a single shift, forty (40) hour work week. To the extent that a seating product is used in a manner exceeding this, the applicable warranty period will be reduced in a pro-rata manner.

Models warranted for multiple shifts:

- Task Master® Industrial Series
- Soft Tough™ Series
- WorkFit™ Polyurethane Series
- Uber™ Series (500 lbs.)
- Alday™ Intensive-Use (500 lbs.)
- Vue™ Intensive-Use (500 lbs.)
- 24-Hour High Performance Chair (2424AG)

WARRANTY PROCEDURES

Please follow the warranty procedures described below:

1. Once a defect has been discovered, the original purchaser must contact Safco® immediately (within 30 days of defect detection), in writing, with the serial number(s) (if applicable), date code and model number from the product(s) in question.
2. Upon inspection of the product(s), Safco® will collect all relevant information necessary for review of the request.
3. Product replacement and replacement parts will be authorized by a Customer Care representative if acknowledged to be necessary under product warranty eligibility conditions.

SPECIFIC LIMITATIONS REGARDING COLOR VARIATIONS, FABRICS AND FINISHES

Natural products have varying grains and colors. Due to such natural variations occurring in materials such as wood and leather, these characteristics are not considered defects. Safco does not warrant the color-fastness or matching of colors, grains or textures of such materials. Materials supplied, selected or provided by the customer (COM) are not warranted.

Buyer is responsible for freight to and from factory on all warranty claims. Any description of the goods sold hereunder, including any reference to Buyer's specifications and any description in catalogs, circulars and other written or digital material published by Safco is for the sole purpose of identifying goods and shall not create an express or implied warranty that the goods shall conform to such description.

THERE ARE NO OTHER WARRANTIES, AND SAFCO DISCLAIMS ALL IMPLIED WARRANTIES INCLUDING WARRANTIES OF MERCHANTABILITY, FITNESS FOR A PARTICULAR PURPOSE AND FREEDOM FROM PATENT INFRINGEMENT. NO AGENT, EMPLOYEE OR REPRESENTATIVE OF SAFCO HAS ANY AUTHORITY TO BIND SAFCO TO ANY AFFIRMATION, REPRESENTATION OR WARRANTY EXCEPT AS STATED HEREIN.

SAFCO SHALL HAVE NO LIABILITY FOR INDIRECT, INCIDENTAL, CONSEQUENTIAL OR SPECIAL DAMAGES OF ANY KIND. THESE LIMITATIONS ARE AGREED ALLOCATIONS OF RISK. UNDER NO CIRCUMSTANCES SHALL SAFCO'S LIABILITY WITH REGARD TO THE SALE OR USE OF THE PRODUCTS EXCEED THE PURCHASE PRICE PAID BY THE BUYER FOR THE PRODUCTS. TERMS AND CONDITIONS OF THIS WARRANTY ARE SUBJECT TO CHANGE WITHOUT NOTICE.

Note: Safco® does not require the customer to fill out a warranty registration card. Please keep all purchase documents for the product in event the warranty is needed. Contact our Customer Care team for any warranty assistance at info@safcoproducts.com or (888) 971-6225.

PRODUCT #	PAGE	PRODUCT #	PAGE	PRODUCT #	PAGE	PRODUCT #	PAGE	PRODUCT #	PAGE
1001BL.....	154	1226DE.....	106	1923GR.....	103	2059BL.....	93	2182WH.....	159
1001SL.....	154	1226GR.....	106	1925CY.....	102	2060BL.....	87	2191WH.....	158
1001WH.....	154	1227DE.....	106	1927CY.....	102	2060BL.....	89	2192WH.....	158
1009BL.....	154	1227GR.....	106	1929CY.....	102	2065CY.....	85	2193WH.....	158
1009SL.....	154	1700AN.....	170	1929GR.....	102	2065GR.....	85	2254BL.....	87
1009WH.....	154	1700MH.....	170	1930.....	108	2066CY.....	85	2254BL.....	89
1017BL.....	155	1700VS.....	170	1931.....	108	2066GR.....	85	2254BL.....	93
1017WH.....	155	1701AN.....	170	1933.....	108	2067CY.....	85	2255BL.....	87
1018BL.....	155	1701MH.....	170	1934.....	108	2067GR.....	85	2255BL.....	89
1018WH.....	155	1701VS.....	170	1938TG.....	108	2068CY.....	85	2255BL.....	93
1019WH.....	155	1702AN.....	170	1943BHW.....	110	2068GR.....	85	2270BL.....	38
1201BE.....	104	1702MH.....	170	1943BLSL.....	110	2078BL.....	87	2271BL.....	38
1202BE.....	104	1702VS.....	170	1943CYBL.....	110	2078BL.....	89	2272BL.....	38
1203DE.....	104	1703AN.....	170	1944NA.....	103	2078BL.....	93	2944BL.....	215
1203GR.....	104	1703MH.....	170	1944WH.....	103	2086BL.....	89	2981BL.....	211
1204DE.....	104	1703VS.....	170	1950BL.....	110	2086SL.....	89	2981GN.....	211
1204GR.....	104	1704AN.....	170	1950WH.....	110	2105.....	165	2982BL.....	211
1205BE.....	105	1704MH.....	170	1951BL.....	110	2106.....	165	2982BR.....	211
1205BL.....	105	1704VS.....	170	1951WH.....	110	2110BL.....	167	2983BG.....	211
1206BE.....	104	1705AN.....	170	1957BH.....	100	2111BL.....	167	2983BL.....	211
1207BE.....	104	1705MH.....	170	1957WL.....	100	2121BL.....	165	2984BL.....	211
1208DE.....	104	1705VS.....	170	1958DG.....	109	2125BL.....	166	2984BR.....	211
1208GR.....	104	1706AN.....	170	1958TN.....	109	2127BL.....	166	2987BL.....	211
1209DE.....	104	1706MH.....	170	1959WH.....	107	2129BL.....	164	2988BL.....	211
1209GR.....	104	1706VS.....	170	1959WL.....	107	2134BL.....	164	2989BL.....	211
1210BL.....	105	1855BL.....	131	1964WH.....	108	2144BL.....	160	2990CZ.....	211
1210BL.....	104	1856BL.....	131	1974BL.....	106	2159BL.....	158	2990PA.....	211
1211BL.....	105	1857GR.....	128	1980WH.....	107	2160BL.....	139	2990PC.....	211
1211BL.....	104	1859GR.....	128	2014WBS.....	117	2161BL.....	158	2990RE.....	211
1212BL.....	104	1881CY.....	128	2015WBS.....	117	2162BL.....	143	2990WA.....	211
1221DE.....	105	1881MO.....	128	2016WBS.....	117	2164BL.....	143	3000BL.....	36
1221GR.....	105	1903GR.....	184	2017WBS.....	117	2169BL.....	143	3000BU.....	36
1222DE.....	105	1904GR.....	109	2030BL.....	85	2170BL.....	143	3000BV.....	36
1222GR.....	105	1906GR.....	184	2030SL.....	85	2172BL.....	132	3000GN.....	36
1223DE.....	105	1907BL.....	106	2031BL.....	85	2173BL.....	132	3000OR.....	36
1223GR.....	105	1908BL.....	106	2031SL.....	85	2175.....	160	3001BL.....	36
1224DE.....	105	1921CY.....	103	2059BL.....	87	2176.....	160	3001BU.....	36
1224GR.....	105	1923CY.....	103	2059BL.....	89	2180BL.....	156	3001BV.....	36

PRODUCT #	PAGE	PRODUCT #	PAGE	PRODUCT #	PAGE	PRODUCT #	PAGE	PRODUCT #	PAGE
3001GN.....	36	3240BL.....	145	3285WH.....	135	3492BL.....	63	4086R.....	227
3001OR.....	36	3241BL.....	145	3286BL.....	135	3492BV.....	63	4117BL.....	125
3005BV.....	37	3242BL.....	145	3286WH.....	135	3495BL.....	68	4118BL.....	125
3006BV.....	37	3243BL.....	145	3290BL.....	119	3496BL.....	63	4128CH.....	177
3030.....	238	3244BL.....	145	3291BL.....	119	3500BL.....	65	4133SL.....	174
3043.....	244	3250BL.....	139	3292BL.....	119	3502BL.....	62	4134SL.....	174
3045.....	244	3251BL.....	139	3293BL.....	119	3503BL.....	62	4139CH.....	177
3079.....	242	3252BL.....	139	3391BL.....	65	3504BL.....	62	4158CH.....	151
3081.....	242	3253BL.....	140	3391BV.....	65	3505BL.....	62	4160.....	122
3082.....	244	3254BL.....	140	3394BL.....	66	3590BL.....	61	4161.....	122
3083.....	244	3254BU.....	137	3394BV.....	66	3591BL.....	61	4162.....	122
3084.....	242	3254WE.....	137	3395BL.....	66	3592BL.....	61	4163BL.....	121
3088.....	242	3254WH.....	137	3395BV.....	66	3603BL.....	134	4163CR.....	121
3090.....	242	3255BL.....	140	3396BL.....	66	3604BL.....	134	4166.....	123
3091.....	242	3255BU.....	137	3397BL.....	64	3611BL.....	116	4167.....	123
3094.....	243	3255WE.....	137	3397BV.....	64	3612BL.....	116	4168BL.....	121
3098.....	243	3255WH.....	137	3399BL.....	65	3909GR.....	117	4173BL.....	125
3127BL.....	146	3256BL.....	140	3399BL.....	64	3921GR.....	187	4175BL.....	151
3128BL.....	146	3257BL.....	140	3399BL.....	66	3922GR.....	187	4176BL.....	151
3129BL.....	146	3258BL.....	140	3401BL.....	69	3923GR.....	187	4182BL.....	40
3155BL.....	147	3258WH.....	137	3406BL.....	69	3924GR.....	187	4182GS.....	40
3167BL.....	147	3259BL.....	140	3430BL.....	75	3925GR.....	187	4182WH.....	40
3170BL.....	150	3260BL.....	140	3431BL.....	75	3948.....	246	4183BL.....	40
3171BL.....	150	3261BL.....	140	3432BL.....	75	3951.....	246	4183GS.....	40
3172BL.....	150	3262BL.....	139	3433BL.....	75	3952.....	246	4183WH.....	40
3185BL.....	150	3263BL.....	143	3434BL.....	75	3953.....	246	4184BL.....	46
3220BL.....	136	3264BL.....	143	3436BL.....	75	3957.....	246	4185BL.....	45
3220WH.....	136	3265BL.....	143	3438BL.....	76	3962GR.....	246	4185BU.....	45
3221BL.....	136	3266BL.....	143	3442BL.....	68	3965MO.....	247	4185CH.....	45
3221WH.....	136	3266WH.....	137	3442BV.....	68	4049NC.....	225	4188.....	45
3222BL.....	136	3271BL.....	143	3456BL.....	60	4050.....	226	4188.....	44
3222WH.....	136	3271BU.....	137	3456WH.....	60	4053NC.....	228	4188.....	46
3223BL.....	136	3271WE.....	137	3457BL.....	60	4054BL.....	226	4190SL.....	42
3223WH.....	136	3271WH.....	137	3457WH.....	60	4055NC.....	225	4190SL.....	44
3230BL.....	144	3272BL.....	143	3490BL.....	63	4061.....	226	4191NC.....	120
3231BL.....	144	3274BL.....	119	3490BV.....	63	4062.....	225	4199BL.....	48
3233BL.....	144	3275BL.....	119	3491BL.....	63	4063.....	228	4200.....	122
3234BL.....	144	3285BL.....	135	3491BV.....	63	4072.....	228	4201.....	122

<u>PRODUCT #</u>	<u>PAGE</u>	<u>PRODUCT #</u>	<u>PAGE</u>	<u>PRODUCT #</u>	<u>PAGE</u>	<u>PRODUCT #</u>	<u>PAGE</u>	<u>PRODUCT #</u>	<u>PAGE</u>
4202	122	4314BL	46	4755OR	34	4977TS	232	4997WHR	232
4203SL	123	4314WH	46	4755PI	34	4977TS	232	4998BLR	232
4205SL	123	4315BL	47	4756BUV	34	4977WH	232	4998GRR	232
4214BL	120	4315WH	47	4756BV	34	4977WH	232	4998TSR	232
4224BL	123	4321BL	175	4756GV	34	4979BL	232	4998WHR	232
4225BL	123	4321GR	175	4756RV	34	4979GR	232	4999BLR	232
4227BL	123	4322BL	175	4760BL	33	4979TS	232	4999GRR	232
4229BL	124	4322GR	175	4760BU	33	4979WH	232	4999TSR	232
4231	148	4323BL	175	4760BUV	33	4980	234	4999WHR	232
4231	149	4323GR	175	4760BV	33	4981	232	5000FCWTDG	48
4232BL	148	4330CY	174	4760GN	33	4981	232	50016	238
4233GR	149	4330MH	174	4760GV	33	4981	232	50026	238
4234CL	149	4331MH	174	4760OR	33	4981	234	50036	238
4241BL	120	4335MH	174	4760RV	33	4983	232	50046	238
4255BL	122	4360BL	55	4761BUV	35	4983	234	50056	238
4255CH	122	4360RD	55	4761BV	35	4986BL	232	5016	240
4255CRM	122	4361BL	96	4761GV	35	4986GR	232	5023AH	236
4257BL	122	4361RD	96	4761RV	35	4986TS	232	5024AH	236
4257CH	122	4362BL	96	4897	237	4986WH	232	5025AH	236
4257CRM	122	4362RD	96	4899	237	4994BLR	232	5026	239
4258BL	148	4368BL	56	4931LG	245	4994GRR	232	5030	240
4259BL	148	4368RD	56	4935LG	245	4994TSR	232	5038	238
4271BC	44	4601BL	121	4960	244	4994WHR	232	5039	238
4273BC	44	4601GR	121	4962	244	4995BLR	232	5040	241
4275BU	45	4750BL	32	4969LG	235	4995GRR	232	5041	241
4275GN	45	4750BU	32	4970LG	235	4995TSR	232	5050BL	51
4275RD	45	4750CI	32	4971LG	235	4995WHR	232	5056	239
4275WH	45	4750GR	32	4972LG	235	4996BLR	232	5059	239
4287BL	46	4750GS	32	4973LG	235	4996GRR	232	5060	239
4287WH	46	4750OR	32	4974LG	235	4996TSR	232	5117	77
4291BL	42	4750PI	32	4975BL	232	4996WHR	232	5120	77
4292BL	42	4751BUV	32	4975GR	232	4997BLR	232	5124	163
4295BL	42	4751BV	32	4975TS	232	4997BLR	232	5130	77
4296BL	42	4751GV	32	4975WH	232	4997GRR	232	5131	77
4298BH	43	4751RV	32	4977BL	232	4997GRR	232	5131	76
4298ES	43	4755BL	34	4977BL	232	4997TSR	232	5131	77
4299BH	43	4755BU	34	4977GR	232	4997TSR	232	5132	46
4299ES	43	4755GS	34	4977GR	232	4997WHR	232	5132	57

PRODUCT #	PAGE	PRODUCT #	PAGE	PRODUCT #	PAGE	PRODUCT #	PAGE	PRODUCT #	PAGE
5132	57	5206GR	129	5290GR	223	5526TN	216	6244BL	220
5132	61	5207BL	129	5291BL	223	5527GR	216	6245BL	220
5132	60	5208BL	130	5291GR	223	5527TN	216	6246BL	220
5132	67	5208WH	130	5292BL	223	5528GR	217	6247BL	220
5132	66	5209WH	186	5292GR	223	5528TN	217	6250	224
5132	69	5211BL	189	5293BL	223	5529GR	217	6251	224
5132	68	5212BL	189	5293GR	223	5529TN	217	6252	224
5132	71	5213BL	189	5294BL	223	5530GR	217	6253	224
5132	75	5214BL	189	5294GR	223	5530TN	217	6254	224
5132	75	5215BL	189	5295BL	223	5532GR	217	6255	224
5132	74	5224BL	192	5295GR	223	5532TN	217	6256	224
5132	77	5235GR	195	5296BL	223	5577BL	178	6265	224
5132	76	5236GR	195	5296GR	223	5578BL	178	6266	224
5132	76	5238BL	195	5335BL	184	5579BL	178	6267	224
5132	77	5239BL	195	5336BL	184	5580BL	176	6268	224
5135	46	5241BL	222	5337BL	194	5591BL	176	6269	224
5138	46	5242BL	222	5338BL	194	5592BL	176	6270	224
5138	57	5243BL	222	5339BL	194	5600CL	172	6401BL	124
5138	57	5244BL	221	5357SA	185	5601CL	172	6402BL	124
5138	61	5245BL	221	5358SA	185	5602CL	172	6403BL	124
5138	60	5246BL	221	5361BL	191	5604CL	172	6461BL	178
5138	67	5247BL	221	5362BL	191	5605CL	172	6552	237
5138	66	5260	221	5364BL	191	5606CL	172	6553	237
5138	69	5261	221	5370BL	185	5607CL	172	6603BL	73
5138	71	5276BL	222	5373BL	185	5608CL	172	6603BU	73
5138	75	5277BL	193	5390BL	193	5610CL	172	6603RD	73
5138	75	5278BL	193	5508WHNA	101	5651BL	150	6603SL	73
5138	74	5285BL	223	5509WHNA	101	5652BL	150	6603WH	73
5138	77	5285GR	223	5510WHNA	101	5653BL	150	6604BL	73
5138	76	5286BL	223	5522GR	216	5665CL	173	6604BU	73
5138	77	5286GR	223	5522TN	216	5666CL	173	6604RD	73
5143	77	5287BL	223	5523GR	216	5667CL	173	6604SL	73
5144	77	5287GR	223	5523TN	216	5668CL	173	6604WH	73
5201BL	192	5288BL	223	5524GR	216	5671CL	173	6605BL	73
5201GR	192	5288GR	223	5524TN	216	5673CL	173	6605BU	73
5202WH	186	5289BL	223	5525GR	216	5698CL	172	6605RD	73
5203BL	100	5289GR	223	5525TN	216	5702MH	175	6605SL	73
5206BL	129	5290BL	223	5526GR	216	5703MH	175	6605WH	73

<u>PRODUCT #</u>	<u>PAGE</u>	<u>PRODUCT #</u>	<u>PAGE</u>	<u>PRODUCT #</u>	<u>PAGE</u>	<u>PRODUCT #</u>	<u>PAGE</u>	<u>PRODUCT #</u>	<u>PAGE</u>
6606BL.....	73	6912	77	7751GR.....	218	9321CY.....	181	9475BL.....	204
6606BU.....	73	6950BL.....	76	7752BL.....	218	9321MH.....	181	9476BL.....	204
6606RD.....	73	7013BL.....	60	7752GR.....	218	9331CY.....	181	9477BL.....	204
6606SL.....	73	7013WH.....	60	7753BL.....	218	9331MH.....	181	947ANT.....	112
6606WH.....	73	7014BL.....	71	7753GR.....	218	9401MO.....	179	9485BL.....	204
6660BL.....	74	7014WH.....	71	7756BL.....	218	9402MO.....	179	9486BL.....	204
6661BL.....	74	7084BL.....	67	7756GR.....	218	9403MO.....	179	948ANT.....	112
6661BL.....	74	7111BL.....	181	7765BL.....	219	9420CY.....	132	9494GR.....	180
6664.....	72	7111MO.....	181	7765GR.....	219	9420GR.....	132	9494MO.....	180
6665.....	72	7121BL.....	181	7766BL.....	219	9420MO.....	132	950ANT.....	111
6666.....	71	7121MO.....	181	7766GR.....	219	9422GR.....	180	9550BL.....	210
6668.....	72	71301.....	161	8121BUV.....	54	9422MO.....	180	9551BL.....	210
6669.....	72	7131BL.....	181	8122BUV.....	54	9423GR.....	180	9552BL.....	210
6680.....	77	7131MO.....	181	8123BUV.....	54	9423MO.....	180	9553BL.....	210
6683.....	77	71491.....	161	8124BUV.....	54	9424GR.....	180	9560BL.....	210
6689BL.....	67	7150BL.....	162	8432SOGRYBLK.....	111	9424MO.....	180	9560CZ.....	210
6803BL.....	41	7151BL.....	162	8511GR.....	116	9430BL.....	133	9560PA.....	210
6803LT.....	41	7152BL.....	162	8912GR.....	118	9431BL.....	133	9560PC.....	210
6804BL.....	41	7153BL.....	161	8964BL.....	118	9432BL.....	133	9560RE.....	210
6804BU.....	41	7154BL.....	162	8966GR.....	118	9447BL.....	213	9560WA.....	210
6804GN.....	41	7170BL.....	183	9200BL.....	182	9447BU.....	213	9604BL.....	208
6804LT.....	41	7170GR.....	183	9211BLR.....	182	9447GN.....	213	9604CH.....	208
6805BL.....	41	7171BL.....	183	9211GRR.....	182	9448BL.....	213	9610CH.....	208
6805BU.....	41	7171GR.....	183	9211TSR.....	182	9448BU.....	213	9616BL.....	208
6805LT.....	41	7172BL.....	183	9221BLR.....	182	9448GN.....	213	9618CH.....	208
6806BL.....	41	7172GR.....	183	9221GRR.....	182	9449BL.....	213	9632BU.....	214
6806BU.....	41	7173BL.....	183	9221TSR.....	182	9449BU.....	213	9636BL.....	199
6806GN.....	41	7173GR.....	183	9231BLR.....	182	9449GN.....	213	9639BL.....	199
6806LT.....	41	7174BL.....	183	9231GRR.....	182	9450BL.....	213	9639WH.....	199
6807BL.....	41	7174GR.....	183	9231TSR.....	182	9450BU.....	213	9651.....	213
6807LT.....	41	7195BL.....	57	9241BLR.....	182	9450GN.....	213	9652.....	213
6809MH.....	41	770060.....	95	9241GRR.....	182	945ANT.....	112	9662SS.....	200
6809NA.....	41	770072.....	95	9241TSR.....	182	946ANT.....	112	9663SS.....	200
6810MH.....	41	773072.....	95	9254GR.....	182	9470NC.....	204	9668.....	200
6810NA.....	41	773096DGWT.....	95	9264GR.....	182	9471NC.....	204	9669.....	170
6815BL.....	41	7749BL.....	218	9274GR.....	182	9472NC.....	204	9669.....	200
6820BL.....	41	7750GR.....	218	9311CY.....	181	9473NC.....	204	9669.....	207
6820BL.....	67	7751BL.....	218	9311MH.....	181	9474BL.....	204	9677NC.....	199

<u>PRODUCT #</u>	<u>PAGE</u>	<u>PRODUCT #</u>	<u>PAGE</u>	<u>PRODUCT #</u>	<u>PAGE</u>	<u>PRODUCT #</u>	<u>PAGE</u>	<u>PRODUCT #</u>	<u>PAGE</u>
9685SS.....	202	9925BL.....	203	ACTB8LDC.....	20	AWG72LDC.....	21	KTS2SGBLK.....	50
9686SS.....	202	9925TN.....	203	ACTR42LDC.....	20	CHA29TRBL.....	93	KTS3SGBLK.....	50
9687SS.....	202	9926BL.....	203	AEC72LLCR.....	19	CHA29TRSL.....	93	KTX1SBLK.....	50
9695.....	199	9926TN.....	203	AEC72RLCR.....	19	CHA29XBL.....	93	KTX2SBLK.....	50
9696BL.....	207	9927BB.....	214	AFF20LCR.....	18	CHA29XSL.....	93	KTX3SBLK.....	50
9698BL.....	207	9928BB.....	214	AFF20LDC.....	21	CHA42TRBL.....	93	LDSPEDG5.....	190
9710BL.....	203	9929BL.....	215	AFF26LCR.....	19	CHA42TRSL.....	93	LDSPEDKITG5.....	190
9716BL.....	209	9931SS.....	212	AFF26LDC.....	21	CHA42XBL.....	93	LDSPEDKITP5.....	190
9717BL.....	209	9932BL.....	206	AFLF36LCR.....	19	CHA42XSL.....	93	LDSPEDKITS5.....	190
9718BL.....	209	9933BL.....	206	AFLF36LDC.....	21	CHAIRGL.....	49	LDSPEDP5.....	190
971ANT.....	111	9934BL.....	206	AFTP72.....	19	CHARND30BMCHBK.....	93	LDSPEDS5.....	190
9740BL.....	209	9935BL.....	206	AGDCLCR.....	19	CHARND30DSWTWI.....	93	LF1848TSFLK4.....	90
9790BL.....	201	9936BL.....	207	AHG72LCR.....	19	CHARND30FNGYWI.....	93	LF1848TSLCRM.....	90
9794BL.....	212	9941SS.....	212	AHPMLCR.....	19	CHARND36BMCHBK.....	93	LF1848TSLDCM.....	90
9798BL.....	212	9942SS.....	212	AHW72LCR.....	19	CHARND36DSWTWI.....	93	LF1848TSLVFLK4.....	90
9799BL.....	201	9960BL.....	198	ALCLCR.....	19	CHARND36FNGYWI.....	93	LF1848TSLVLCRM.....	90
9871.....	199	9961BL.....	198	ALCLDC.....	20	CHASQ30BMCHBK.....	93	LF1848TSLVLCRM.....	90
9875.....	199	9968BL.....	206	ALCTLDC.....	20	CHASQ30DSWTWI.....	93	LF1848TSLVRMH.....	90
9893.....	200	9969CH.....	206	APBBF20LCR.....	18	CHASQ30FNGYWI.....	93	LF1848TSRMH.....	90
9895.....	200	AB3S36LCR.....	19	APBBF20LDC.....	21	CHASQ36BMCHBK.....	93	LF1860TSFLK4.....	90
9901SS.....	202	AB5S36LCR.....	19	APBBF26LCR.....	19	CHASQ36DSWTWI.....	93	LF1860TSLCRM.....	90
9901WH.....	202	ABD7242LCR.....	18	APBF20LDC.....	21	CHASQ36FNGYWI.....	93	LF1860TSLDCM.....	90
9902SS.....	202	ABDH7242LCR.....	18	APSTLCR.....	19	CTMBCRY.....	26	LF1860TSLVFLK4.....	90
9903SS.....	202	ABSPLCR.....	19	APT7236LCR.....	19	ESC2B.....	44	LF1860TSLVLCRM.....	90
9920BL.....	198	ABSPLDC.....	14	AR4224LCR.....	19	ESC2W.....	44	LF1860TSLVLCRM.....	90
9920SL.....	198	ABSPTLCR.....	19	AR4824LDC.....	21	ESS2B.....	44	LF1860TSLVRMH.....	90
9920SLBL.....	198	ABSPTLDC.....	14	ARD7230LCR.....	18	ESS2W.....	44	LF1860TSRMH.....	90
9920WH.....	198	ABTDS72LCR.....	18	ARD7236LCR.....	18	EZDP.....	14	LF1872TSFLK4.....	90
9921BL.....	198	ACB4224LCR.....	18	ARD7236LDC.....	21	EZDP.....	19	LF1872TSLCRM.....	90
9921SL.....	198	ACD.....	14	ARDH7230LCR.....	18	EZDP.....	156	LF1872TSLDCM.....	90
9921SLBL.....	198	ACD.....	19	ARDH7236LCR.....	18	EZKC1.....	157	LF1872TSLVFLK4.....	90
9921WH.....	198	ACD.....	22	ARDTCLDC.....	21	EZKC2.....	157	LF1872TSLVLCRM.....	90
9922BL.....	203	ACD7224LCR.....	18	ARRSLDC.....	21	FFB-2000-BK.....	39	LF1872TSLVLCRM.....	90
9922TN.....	203	ACLF36LCR.....	18	ASCLCR.....	19	FFR-1000.....	163	LF1872TSLVRMH.....	90
9923BL.....	203	ACTB10LDC.....	20	AT56LCR.....	18	FFS-2000-BK.....	39	LF1872TSRMH.....	90
9923TN.....	203	ACTB12LDC.....	20	AT58LCR.....	18	GLCHAIR4.....	50	LF2448TSFLK4.....	90
9924BL.....	203	ACTB18LDC.....	20	AVPBTS.....	24	KXSISBLK.....	70	LF2448TSLCRM.....	90
9924TN.....	203	ACTB6LDC.....	20	AWG72LCR.....	19	KTSISGBLK.....	50	LF2448TSLDCM.....	90

<u>PRODUCT #</u>	<u>PAGE</u>	<u>PRODUCT #</u>	<u>PAGE</u>	<u>PRODUCT #</u>	<u>PAGE</u>	<u>PRODUCT #</u>	<u>PAGE</u>	<u>PRODUCT #</u>	<u>PAGE</u>
LF2448TSLVFLK4.....	90	MNFFLDC.....	14	RBAFL6030BL.....	87	SPK6020DSWTWI.....	94	STSCADTBS.....	24
LF2448TSLVLCRM.....	90	MNH63LDC.....	14	RBAFL6030SL.....	87	SPK6020FNGYWI.....	94	STSCB3TBS.....	22
LF2448TSLVLDCM.....	90	MNH72LDC.....	14	RBAFL7224BL.....	87	SPK6024BMCHBK.....	94	STSCB3TBS.....	24
LF2448TSLVRMH.....	90	MNPBLDC.....	16	RBAFL7224SL.....	87	SPK6024DSWTWI.....	94	TSH1BB.....	49
LF2448TSRMH.....	90	MNPOLDC.....	14	RBAFL7230BL.....	87	SPK6024FNGYWI.....	94	TSH2BB.....	49
LF2460TSLK4.....	90	MNRBFLDC.....	17	RBAFL7230SL.....	87	SPK60BL.....	94	TSH3BB.....	57
LF2460TSLCRM.....	90	MNRFFLDC.....	17	RBAFXPCABL.....	89	SPK60SL.....	94	TSM2BB.....	49
LF2460TSLDCM.....	90	MNRSBBLDC.....	17	RBAFXPCASL.....	89	SPK7220BMCHBK.....	94	UL350HBLK.....	61
LF2460TSLVFLK4.....	90	MNRSBFLDC.....	17	RBAFXPGLBL.....	89	SPK7220DSWTWI.....	94	VCC1BLKA.....	52
LF2460TSLVLCRM.....	90	MNRSBFLDC.....	17	RBAFXPGLSL.....	89	SPK7220FNGYWI.....	94	VCC2BLKA.....	52
LF2460TSLVLDCM.....	90	MNRTLDC.....	14	RBAFXTCABL.....	89	SPK7224BMCHBK.....	94	VCC3BLKA.....	52
LF2460TSLVRMH.....	90	MNRTPLDC.....	14	RBAFXTCASL.....	89	SPK7224DSWTWI.....	94	VCCBLK.....	52
LF2460TSRMH.....	90	MNRTPLDC.....	14	RBAFXTGLBL.....	89	SPK7224FNGYWI.....	94	VCCMBLK.....	53
LF2472TSLK4.....	90	MSCLDC.....	14	RBAFXTGLSL.....	89	SPK72BL.....	94	VCCMTBLK.....	53
LF2472TSLCRM.....	90	MVB5LDC.....	14	RBAREC4824BMCHBK.....	87	SPK72SL.....	94	VCCSBLK.....	53
LF2472TSLDCM.....	90	MVB5LDC.....	16	RBAREC4824DSWTWI.....	87	SPM.....	20		
LF2472TSLVFLK4.....	90	MVBQ2LDC.....	14	RBAREC4824FNGYWI.....	87	SPM.....	26		
LF2472TSLVLCRM.....	90	MVBQ2LDC.....	16	RBAREC6024BMCHBK.....	87	STC10TBS.....	24		
LF2472TSLVLDCM.....	90	MVLCLDC.....	14	RBAREC6024DSWTWI.....	87	STC12TBS.....	24		
LF2472TSLVRMH.....	90	MVLCLDC.....	16	RBAREC6024FNGYWI.....	87	STC14TBS.....	24		
LF2472TSRMH.....	90	MVFLDC.....	14	RBAREC6030BMCHBK.....	87	STC16TBS.....	24		
MNBBFLDC.....	14	NC10CRY.....	26	RBAREC6030DSWTWI.....	87	STC42TBS.....	24		
MNBDGH2LDC.....	14	NC12CRY.....	26	RBAREC6030FNGYWI.....	87	STC72BTBS.....	22		
MNBDGLDC.....	14	NC14CRY.....	26	RBAREC7224BMCHBK.....	87	STC8TBS.....	24		
MNBDGLDC.....	14	NC6CRY.....	26	RBAREC7224DSWTWI.....	87	STEB2TBS.....	24		
MNBDGRLDC.....	14	NC8CRY.....	26	RBAREC7224FNGYWI.....	87	STEBTBS.....	22		
MNC10LDC.....	16	NCR48CRY.....	26	RBAREC7230BMCHBK.....	87	STEC72BTBS.....	22		
MNC12LDC.....	16	PM33BLK.....	16	RBAREC7230DSWTWI.....	87	STED72BTBS.....	22		
MNC14LDC.....	16	RBA6024BMCHBK.....	89	RBAREC7230FNGYWI.....	87	STEDPH72TBS.....	22		
MNC8LDC.....	16	RBA6024DSWTWI.....	89	SC10ESP.....	28	STEH72TBS.....	22		
MNCNZ72LDC.....	14	RBA6024FNGYWI.....	89	SC12ESP.....	28	STELFTBS.....	22		
MNCR48LDC.....	16	RBA7224BMCHBK.....	89	SC6ESP.....	28	STERL48BTBS.....	22		
MND72LDC.....	14	RBA7224DSWTWI.....	89	SC8ESP.....	28	STERR48BTBS.....	22		
MNDS63LDC.....	14	RBA7224FNGYWI.....	89	SCC.....	57	STESPH72TBS.....	22		
MNDS72LDC.....	14	RBAFL4824BL.....	87	SCC4.....	49	STLC72TBS.....	22, 24		
MNDSHA72LDC.....	14	RBAFL4824SL.....	87	SCR48ESP.....	28	STRC72TBS.....	25		
MNEXTLLDC.....	14	RBAFL6024BL.....	87	SCWBESP.....	28	STRD72BTBS.....	22		
MNEXTRLDC.....	14	RBAFL6024SL.....	87	SPK6020BMCHBK.....	94	STSCADTBS.....	22		

SAFCO®

48 Hour Quickship Catalog 2021

Safco®
AN LDI COMPANY

9300 West Research Center Road, Minneapolis, MN 55428

Customer Service Phone 888-971-6225 Fax 763-971-1525

Locations in Minneapolis, MN/Headquarters,

Atlanta, GA, Riverside, CA, Milford, IA and Norfolk, VA

©2021 Safco Products Company. All Rights Reserved.

SAFCOPRODUCTS.COM

Safco® Products marketing materials are designed to be used as sales tools for our Dealer network.

QSCAT_81621_V5